



汉语语音教程

Chinese Pronunciation Course

基础篇

Basic Study

主 编 何 平
副主编 何惠芹 杨 楠



北京大学出版社
PEKING UNIVERSITY PRESS



图书在版编目(CIP)数据

汉语语音教程·基础篇/何平主编. —北京:北京大学出版社, 2006. 6

ISBN 7-301-07834-X

I. 汉… II. 何… III. 汉语-语音-对外汉语教学-教材 IV. H195.4

中国版本图书馆 CIP 数据核字(2005)第 131534 号

书 名: 汉语语音教程·基础篇

著作责任者: 何平 主编

责任编辑: 严胜男

标准书号: ISBN 7-301-07834-X/H·1151

出版发行: 北京大学出版社

地 址: 北京市海淀区成府路 205 号 100871

网 址: <http://cbs.pku.edu.cn>

电 话: 邮购部 62752015 发行部 62750672 编辑部 62753374

电子邮箱: zpup@pup.pku.edu.cn

排 版 者: 华伦图文制作中心

印 刷 者:

经 销 者: 新华书店

787毫米×1092毫米 16开本 13.75印张 310千字

2006年6月第1版 2006年6月第1次印刷

定 价: 52.00元(附赠 CD 2张)

未经许可,不得以任何方式复制或抄袭本书之部分或全部内容。

版权所有,翻版必究

举报电话: 010-62752024

电子信箱: fd@pup.pku.edu.cn

编写说明

外国人学习汉语，首要是学好汉语语音。语音是外国人学习汉语的难点之一。发音的正确与否将直接影响到学生的“听”和“说”，影响到学生使用汉语的质量。本教材就是为外国人编写的一部汉语语音教材，它可以帮助学生更快、更扎实地学好汉语语音，少走或者不走弯路，养成正确的发音习惯，为学好汉语奠定基础。

基于多年来积累的对外汉语教学经验，在调查了45个国家1246名留学生学习汉语语音情况之后，我们于2002年4月着手编写这部教材，历时近三年，现在终于可以呈现给大家了，了却了我们多年的心愿。

本教材吸收了最新的声调教学科研成果，注重声调教学，加强声调练习，真正使声调教学贯穿于对外汉语语音教学的全过程。

本教材在编写时较多地考虑到其可接受性，始终遵循以学生为本，精讲多练的教学原则。练习材料体裁广泛，内容丰富有趣，浅显易懂。

本教材包括“基础篇”和“提高篇”两册。“基础篇”是为初学汉语的外国人编写的基础语音教材，主要讲解语音常识，共分九课：声调和单韵母、声母、复韵母、鼻韵母、变调、轻声、儿化、“啊”的音变、语调。练习中选用了顺口溜、谜语、诗歌等材料。每课后边附有自测题，供学生课余自测。

“提高篇”是为学过半年以上汉语的外国人编写的语音教材，以分辨难音为主，包括汉语语音各要素的难点，共分十一课：分辨音节、分辨声调、分辨声母中的近似音（一）、分辨声母中的近似音（二）、分辨声母中的近似音（三）、分辨单韵母中的近似音、分辨复韵母中的近似音、分辨鼻韵母中的近似音、分辨轻声和“啊”的音变、分辨儿化、散文朗读。练习中有常用词语、句子和短文等材料。每课后边附有自测题，供学生课余使用。

“基础篇”附有“一”的变调词语、“不”的变调词语、必读轻声的词、儿化词、汉语声韵调配合表，以及练习答案和自测题答案，供教师和学生参考。“提高篇”也附有练习答案和自测题答案。

本教材还配有标准的汉语录制的CD，供学习者模仿练习和课后自测。



汉语语音教程·基础篇

我们衷心感谢外国朋友苏文龙(TEDDY ROBIN)、阿努尔、李月娥、周哲明、丽云、李佳英为本书翻译短文的生词;感谢北京大学出版社严胜男女士、北京语言大学进修学院和基础系的领导,他们为本书的写作和出版给予了大力支持。

限于水平,书中难免有疏漏和不周之处,尚祈专家和读者不吝赐教。

何 平

2005年9月30日

Introduction

When learning Chinese, the first and most important thing for foreigners is to pronounce their words correctly. It's also one of the most difficult aspects. Correct pronunciation is directly related to one's listening and speaking ability. Focusing on this aspect simultaneously will improve one's Chinese. This is a book on Chinese pronunciation designed for foreign learners. It will help students grasp Chinese pronunciation better and more quickly avoiding detours, form good pronunciation habits, and lay a solid foundation for further study.

Having accumulated much experience on Chinese language teaching, and having surveyed 1246 foreign students from 45 countries with special attention to pronunciation, we started to compile this book in April 2002. After three years, the book is finally ready to be placed before learners. Thus, our wish has been realized.

This book benefits from the latest achievements in scientific research on tones and lays emphasis on tones teaching and practice.

In the process of compiling this book, we fully considered its acceptability and followed the “students-centered” rule, which entails making concise explanations and giving more practice. This book involves various exercises, ranging in style and content, so that learners will find it helpful and stimulating.

This book has two volumes: “Basic Study” and “Advanced Study”. “Basic Study” is an elementary pronunciation course for beginners, which mainly explains the general knowledge of Chinese pronunciation. It consists of 9 units: The Tones and the Simple Finals, the Initials, the Compound Finals, the Nasal Finals, the Changes of Tones, the Neutral Tone, the r-Ending Retroflexion, the Changes in the Pronunciation of “ㄐㄑ” , and Intonation. Jingles, riddles, poems etc., are used as exercise materials. There are after-class self-test exercises attached to each unit for students to practice by themselves after class.

“Advanced Study” is for the foreigners who have learned Chinese for more than six months. It lays emphasis on differentiation, covering all the difficult points of Chinese pronunciation. It consists of 11 units: Differentiation of Syllables, Differen-



tiation of Tones, Differentiation of Initials with Similar Pronunciation (一), Differentiation of Initials with Similar Pronunciation (二), Differentiation of Initials with Similar Pronunciation (三), Differentiation of Simple Finals with Similar Pronunciation, Differentiation of Compound Finals with Similar Pronunciation, Differentiation of Nasal Finals with Similar Pronunciation, Differentiation of the Neutral Tone and the Changes in the pronunciation of “啊”, Differentiation of the r-Ending Retroflexion, and Prose Reading. Common words, sentences and short articles etc. are used as exercise materials. There are after-class self-test exercises attached to each unit for students to practice by themselves after class.

The “Basic Study” book includes an appendix section explaining the rules of Chinese pronunciation. There are: The Words with “一” Whose Tone Changes, the Words with “不” Whose Tone Changes, the Words that Must Be Read in a Neutral Tone, the r-Ending Retroflex Words, and a Table of Combinations of the Initials, Finals and Tones in Chinese. Learners will also find the answers to exercises attached to the lessons, comprehensive exercises, and after-class self-test exercises, for teachers and students to use them as a reference. The “Advanced Study” book also contains the answers to the lessons-related exercises, comprehensive exercises, and after-class self-test exercise.

There is also an accompanying CD recorded in standard Chinese. Learners could read after the CD or use it to practice by themselves after class.

We would like to thank some foreign friends: Su Wenlong (TEDDY ROBIN), Anu'er, Li Yue'e, Zhou Zheming, Liyun and Li Jiaying who translated the new words in the short articles used in this book. We are also grateful to Ms Yan Shengnan of Peking University Press and the leaders of the College of Advanced Chinese Training at Beijing Language and Culture University for their support and help.

There should be some mistakes and oversights due to the compilers' limited ability. We welcome advice and suggestions from readers and experts.

He Ping
September 30th, 2005



Contents

第一课 声调和单韵母 Lesson One The Tones and the Simple Finals ...	1
一、汉语的 4 个声调 The 4 Tones in Chinese	1
二、汉语的 8 个单韵母及声调 The 8 Simple Finals and the Tones in Chinese	2
综合练习 Comprehensive Exercises	4
课后自测题 After Class Self-test Exercises	6
第二课 声母 Lesson Two The Initials	8
汉语的 21 个声母及声调 The 21 Initials and the Tones in Chinese	8
综合练习 Comprehensive Exercises	17
课后自测题 After Class Self-test Exercises	27
第三课 复韵母 Lesson Three The Compound Finals	29
汉语的 13 个复韵母及声调 The 13 Compound Finals and the Tones in Chinese	29
综合练习 Comprehensive Exercises	35
课后自测题 After Class Self-test Exercises	42
第四课 鼻韵母 Lesson Four The Nasal Finals	44
汉语的 16 个鼻韵母及声调 The 16 Nasal Finals and the Tones in Chinese	44
综合练习 Comprehensive Exercises	49
课后自测题 After Class Self-test Exercises	57



第五课 变调 Lesson Five The Changes of Tones	59
一、第三声的变调 The Changes of the 3 rd Tone	59
二、第四声的变调 The Change of the 4 th Tone	62
三、“一”的变调 The Tone Changes of “一”	63
四、“不”的变调 The Tone Changes of “不”	64
综合练习 Comprehensive Exercises	67
课后自测题 After Class Self-test Exercises	72
第六课 轻声 Lesson Six The Neutral Tone	75
一、汉语的 4 种轻声 The 4 Neutral Tones in Chinese	75
二、轻声的作用 The Functions of the Neutral Tone	78
三、必读轻声的词 The Words that Must Be Read in a Neutral Tone	78
综合练习 Comprehensive Exercises	80
课后自测题 After Class Self-test Exercises	88
第七课 儿化 Lesson Seven The r-Ending Retroflexion	91
汉语的 4 类儿化韵 The 4 Kinds of r-Ending Retroflexion in Chinese	91
综合练习 Comprehensive Exercises	102
课后自测题 After Class Self-test Exercises	110
第八课 “啊”的音变 Lesson Eight The Changes in the Pronunciation of “啊”	113
“啊”的 6 种音变 The 6 Changes in the Pronunciation of “啊”	113
综合练习 Comprehensive Exercises	115
课后自测题 After Class Self-test Exercises	122
第九课 语调 Lesson Nine Intonation	124
一、重音 Stresses	124
二、停顿 Pauses	127
三、句调 The Tunes of Sentences	129
综合练习 Comprehensive Exercises	131



课后自测题 After Class Self-test Exercises	138
附 录 Appendix	141
一、“一”的变调词语 The Words with“一” Whose Tone Changes	141
二、“不”的变调词语 The Words with“不” Whose Tone Changes	145
三、必读轻声的词 The Words that Must Be Read in a Neutral Tone	150
四、儿化词 The r-Ending Retroflex Words	159
五、汉语声韵调配合表 Table of Combinations of the Initials, Finals and Tones in Chinese	163
六、部分练习答案 Answers to Parts of the Exercises	172
七、课后自测题答案 Answers to After Class Self-test Exercises	200

第一课 声调和单韵母

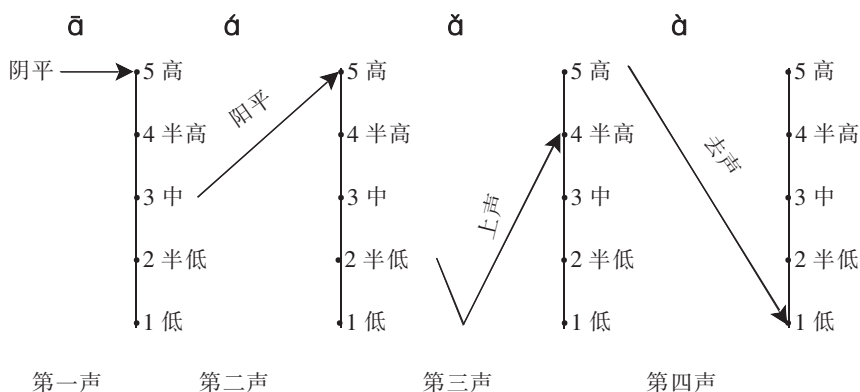
Lesson One The Tones and the Simple Finals

拼写规则提示：

1. 单韵母音节的声调要标在单韵母的上方,如 ā(啊)。
2. i、ü 自成音节时,在前边加上 y,标声调时要省略 i、ü 上的点儿,如 yī(衣)、yǔ(雨)。
3. u 自成音节时,要在前边加上 w,如 wū(屋)。

一、汉语的 4 个声调 The 4 Tones in Chinese

汉语有四种基本调值:高平调、中升调、低降升调和全降调,可归纳为四个调类:阴平、阳平、上(shǎng)声和去声,统称“四声”。调值一般用“五度标记法”来表示:



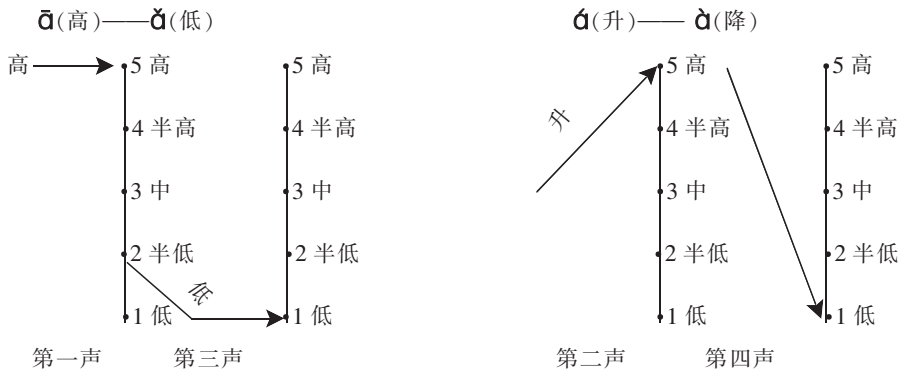
四声五度标记法图

Figure showing the tones

初学汉语声调时,可以把第一声简化成“高”,第二声简化成“升”,第三声简化成“低”,第四声简化成“降”。为了便于学习和掌握,还可以把“高”“低”作为一组,先学“高”,后学“低”;把“升”“降”作为一组,先学“升”,再学“降”。



下面是学习四声的简便读法：



四声实际读音图

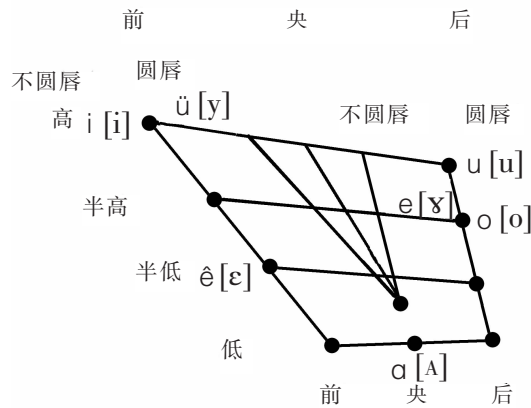
Figure showing the real pronunciation of 4 tones

要读准汉语的四个声调,关键是要掌握好高、低、升、降。读第三声时,虽然采用“低”的简便方法,但书面上,仍写成第三声的原调号“ˇ”。

二、汉语的 8 个单韵母及声调 The 8 Simple Finals and the Tones in Chinese

单韵母是由单元音构成的,如“mǐ(米)”中的“i”。汉语的单韵母有舌面元音韵母、舌面卷舌元音韵母和舌尖元音韵母三类。这里先学习前两类,第三类跟声母 z、c、s 和 zh、ch、sh、r 一起学。

1. 舌面元音韵母有 7 个: a、o、e、i、u、ü、ê
 2. 舌面卷舌元音韵母有 1 个: er
- 7 个舌面元音韵母可用图表示如下:



7 个单韵母的发音舌位图

Diagram illustrating the tongue position of the seven simple finals in Chinese



（一）舌面元音韵母

1. a [A]

a 是央低单韵母。

请跟读,注意声调:

ā (啊) ǎ (啊) á (啊) à (啊)

2. o [o]

o 是后半高单韵母。

请跟读,注意声调:

ō (噢) ǒ (噢) ó (哦) ò (哦)

3. e [ɤ]

e 是后半高单韵母。o 跟 e 的区别是:前者圆唇,后者不圆唇。

请跟读,注意声调:

ē (婀) ě (恶) é (鹅) è (饿)

4. i [i]

i 是前高单韵母。注意 i 自成音节时,要在 i 前加 y。

请跟读,注意声调:

yī (衣) yǐ (椅) yí (姨) yì (艺)

5. u [u]

u 是后高单韵母。i 跟 u 的区别是:前者舌位在前,不圆唇;后者舌位在后,圆唇。注意 u 自成音节时,要在 u 前加 w。

请跟读,注意声调:

wū (屋) wǔ (武) wú (无) wù (勿)

6. ü [y]

ü 是前高单韵母。ü 跟 u 的区别是:前者舌位在前,后者舌位在后。ü 跟 i 的区别是:前者圆唇,后者不圆唇。注意 ü 自成音节时,要在 ü 前加 y,同时省略 ü 上面的两点。



请跟读,注意声调:

yū (淤) yǔ (语) yú (鱼) yù (玉)

7. ê [ɛ]

ê 是前半低单韵母。在实际拼写中不用 ê, 而用 e 代替。

请跟读,注意声调:

ē (欸) ě (欸) é (欸) è (欸)

(二) 舌面卷舌元音韵母

er [ɛr]

er 是卷舌单韵母。er 不跟声母拼合,自成音节。

请跟读,注意声调:

ēr ěr (耳) ér (儿) èr (二)

综合练习 Comprehensive Exercises

一、单韵母及声调 The Simple Finals and the Tones

(一) 单韵母

1. 请跟读,注意区别近似的单韵母。

a - o - e	o - e	e - o
i - u - ü	u - i - ü	ü - u - i
e - er - ê	er - e - ê	ê - e - er

2. 请边听边写出听到的单韵母。

(1) (2) (3) (4) (5) (6) (7) (8)

(二) 声调

1. 请跟读,注意区分四个声调。

(1) ā - ǎ - á - à á - ā - à - ǎ



ǎ - à - ā - á	à - ǎ - á - ā
(2) ō - ó - ǒ - ò	ó - ō - ò - ǒ
ǒ - ò - ō - ó	ò - ǒ - ó - ō
(3) ē - é - ě - è	é - ē - è - ě
ě - è - ē - é	è - ě - é - ē
(4) yī - yí - yǐ - yì	yí - yī - yì - yǐ
yǐ - yì - yī - yí	yì - yǐ - yí - yī
(5) wū - wú - wǔ - wù	wú - wū - wù - wǔ
wǔ - wù - wū - wú	wù - wǔ - wú - wū
(6) yū - yú - yǔ - yù	yú - yū - yù - yǔ
yǔ - yù - yú - yū	yù - yú - yǔ - yū
(7) ē - é - ě - è	é - ē - è - ě
ě - è - ē - é	è - ě - é - ē
(8) ēr - ér - ěr - èr	ér - ēr - èr - ěr
ěr - èr - ēr - ér	èr - ěr - ér - ēr

2. 请边听边在单韵母上方标出声调,第三声要用“ˇ”符号。

(1) e (2) a (3) a (4) yu (5) er (6) wu (7) yi (8) o

3. 请边听边在横线上写出单韵母,然后跟读,注意声调。

- (1) Shì____, bú shì____; shì____, bú shì____.
 (2) Shì____, bú shì____; shì____, bú shì____.
 (3) Shì____, bú shì____; shì____, bú shì____.
 (4) Shì____, bú shì____; shì____, bú shì____.
 (5) Shì____, bú shì____; shì____, bú shì____.
 (6) Shì____, bú shì____; shì____, bú shì____.

4. 请边听边写出声母后面的单韵母并标上声调,然后跟读。

- (1) Shì m____ (妈), bú shì m____ (马); shì m____ (麻), bú shì m____ (骂).
 (2) Shì b____ (播), bú shì b____ (跛); shì b____ (伯), bú shì b____ (擘).
 (3) Shì g____ (哥), bú shì g____ (葛); shì g____ (格), bú shì g____ (个).



- (4) Shì ___ (衣), bú shì ___ (椅); shì ___ (移), bú shì ___ (易).
 (5) Shì ___ (屋), bú shì ___ (舞); shì ___ (无), bú shì ___ (务).
 (6) Shì ___ (迂), bú shì ___ (雨); shì ___ (鱼), bú shì ___ (遇).

二、双音词 Disyllabic Words

1. 请跟读,注意声调和 i、u、ü 的拼写。

āyí (阿姨)	ēyú (阿谀)	yǔyī (雨衣)
yúbō (余波)	wǔyì (武艺)	èyú (鳄鱼)

2. 请边听边写出听到的单韵母并标上声调。

(1) (2) (3) (4) (5) (6)

3. 请边听边给拼音标出声调,第三声要用“ˇ”符号。

(1) eyu (2) wuyi (3) yuyi (4) eyu (5) ayi (6) yubo

课后自测题

After Class Self-test Exercises

一、单音词自测题 Exercises on Monosyllabic Words

(一) 请边听边在单音词右边写出单韵母 Please listen and write down the simple finals on the right of each monosyllabic word

1. 啊 () 2. 二 () 3. 婀 () 4. 乌 ()
 5. 衣 () 6. 迂 () 7. 窝 ()

(二) 请边听边在单音词上方标出声调 Please listen and mark the tones on the top of each monosyllabic word

1. 鹅 2. 啊 3. 耳 4. 姨 5. 我 6. 鱼 7. 雾



二、双音词自测题 Exercises on Disyllabic Words

(一) 请边听边在双音词右边写出单韵母 Please listen and write down the simple finals on the right of each disyllabic word

1. 乌鱼 () ()
2. 阿姨 () ()
3. 雨衣 () ()
4. 余波 () ()
5. 武艺 () ()
6. 阿谀 () ()
7. 饿死 () ()

(二) 请边听边在双音词上方标出声调 Please listen and mark the tones on the top of each disyllabic word

1. 拾遗
2. 植物
3. 日出
4. 乌鱼
5. 二十
6. 至于
7. 饿死
8. 衣食
9. 食物
10. 识字
11. 武艺
12. 余波
13. 雨衣
14. 阿姨



Dì-èr kè Shēngmǔ
第二课 声母
Lesson Two The Initials

拼写规则提示：

1. i 跟声母拼合成音节时,不写 i 上面的点儿(轻声音节除外),在点儿的地方标声调,如 bǐ(比)。
2. n 和 l 既跟 u 拼,又跟 ü 拼。当 n 和 l 跟 ü 相拼时,上面的两点儿不能省略,如 nǚ(女)、lǜ(绿)。
3. j、q、x 不跟 u 拼,只跟 ü 拼。当 j、q、x 跟 ü 拼合时,省略上面的两点儿,如 jù(剧)、qǔ(取)、xū(需)。

声母是音节开头的部分,如“bǐ(比)”中的“b”。汉语有 21 个声母。不同的声母是由不同的发音部位和发音方法决定的。

汉语的 21 个声母及声调 The 21 Initials and the Tones in Chinese

汉语的 21 个声母按发音部位的不同可以分为七类。

1. 双唇音有 3 个: b、p、m
2. 唇齿音有 1 个: f
3. 舌尖前音有 3 个: z、c、s
4. 舌尖中音有 4 个: d、t、n、l
5. 舌尖后音有 4 个: zh、ch、sh、r
6. 舌面前音有 3 个: j、q、x
7. 舌根音有 3 个: g、k、h

(一) 双唇音 b、p、m

这三个声母都是由上唇接触下唇构成阻碍而形成的音。它们的不同是因为发音方法不同造成的。