

快乐儿歌钢琴曲集

KUAI LE ER GE GANG QIN QU JI

(中)

许乐飞 编著



附示范CD



湖南文艺出版社

快乐儿歌钢琴曲集

KUAI LE ER GE GANG QIN QU JI

(中)



湖南文艺出版社

图书在版编目(CIP)数据

快乐儿歌钢琴曲集. 中 / 许乐飞编著. ——长沙: 湖南文艺出版社, 2011. 4
ISBN 978-7-5404-4879-0

I. ①快… II. ①许… III. ①儿童歌曲—钢琴曲: 改编曲—中国—选集 IV. ①J647.41

中国版本图书馆 CIP 数据核字 (2011) 第 052401 号

快乐儿歌钢琴曲集

(中)

编 著: 许乐飞

出版人: 刘清华

责任编辑: 刘建辉

湖南文艺出版社出版、发行

(长沙市雨花区东二环一段 508 号 邮编: 410014)

网 址: www.hnwy.net

湖南省新华书店经销 长沙化勘印刷有限公司印刷

*

2011 年 5 月第 1 版第 1 次印刷

开 本: 880×1230mm 1/16 印 张: 7

字 数: 20,000 印 数: 1-6,000

ISBN 978-7-5404-4879-0

定 价: 28.00 元 (含 CD)

本社邮购电话: 0731-85983015

若有质量问题, 请直接与本社出版科联系调换。

序

很多钢琴老师都碰到过这样的问题，小朋友在学习钢琴的过程中，可以运用的曲子很少，过于单调的基本练习影响了他们的学习兴趣，导致学习进度慢。针对这种现状，我编写了这本书，收集中外经典的儿童歌曲改编成钢琴曲，按照钢琴的学习进度来编排、编配，由简入深。这些儿歌都是小朋友们日常生活中听过、唱过的歌曲，对于提高他们学习钢琴的兴趣有很好的效果，是钢琴老师最佳的辅助教材。

大家在弹奏过程中有何问题或建议，请与我联系。

通信地址：广西桂林市信义路 21 号桂林师专音乐系

邮编：541001


电子信箱：xulefeild@263.net

QQ：269078323


编者



2010年4月



序号	页码	时间
01. 爷爷为我打月饼·····	001	0 : 49
02. 可爱的家·····	002	0 : 53
03. 大家来做广播操·····	004	0 : 36
04. 掀起你的盖头来·····	006	0 : 23
05. 祖国祖国真美丽·····	007	0 : 27
06. 三十里铺·····	008	0 : 28
07. 捉泥鳅·····	009	0 : 27
08. 歌唱二小放牛郎·····	010	1 : 16
09. 故乡的亲人·····	012	0 : 56
10. 每当我走过老师窗前·····	014	0 : 53
11. 摇篮曲·····	016	0 : 43
12. 小 草·····	018	0 : 54
13. 希 望·····	020	0 : 40
14. 星仔走天涯·····	022	0 : 38
15. 森吉德玛·····	024	0 : 32
16. 小邈邈·····	025	0 : 41
17. 采蘑菇的小姑娘·····	028	0 : 48
18. 八月桂花遍地开·····	030	0 : 36
19. 青年友谊圆舞曲·····	032	0 : 34
20. 咱们从小讲礼貌·····	034	0 : 36
21. 种太阳·····	036	0 : 54
22. 大头儿子小头爸爸·····	038	0 : 37



序号

页码

时间

23.春天在哪里	040	0 : 35
24.小小葫芦娃	042	0 : 34
25.听妈妈讲那过去的事情	044	1 : 24
26.少年,少年,祖国的春天	048	0 : 36
27.哦,十分钟	050	0 : 42
28.雨花石	052	1 : 24
29.小机灵的歌	056	1 : 28
30.天黑黑	060	1 : 21
31.一个师傅仨徒弟	064	1 : 33
32.大耳朵图图	067	0 : 51
33.斗地主	070	0 : 32
34.歌声与微笑	072	0 : 47
35.阿童木之歌	074	0 : 32
36.我们多么幸福	076	0 : 47
37.快乐的节日	079	0 : 41
38.邮递马车	082	1 : 08
39.多啦 A 梦	086	0 : 50
40.中国少年先锋队队歌	088	0 : 50
41.光阴的故事	091	1 : 13
42.济公活佛	094	0 : 59
43.感恩的心	098	1 : 42
44.春天年年到人间	101	1 : 13

爷爷为我打月饼

梁寒光 曲

The first system of the piano score is in G major (one sharp) and 4/4 time. It consists of two staves. The right hand starts with a quarter note G4, followed by eighth notes A4, B4, C5, D5, E5, and F5. The left hand starts with a quarter note G3, followed by eighth notes A3, B3, C4, D4, E4, and F4. Fingerings are indicated by numbers 1-5 above the notes.

The second system continues the melody. The right hand has a quarter note G4, followed by eighth notes A4, B4, C5, D5, E5, and F5. The left hand continues with eighth notes G3, A3, B3, C4, D4, E4, and F4. Fingerings are indicated by numbers 1-5 above the notes.

The third system concludes the piece. It features two first endings. The first ending (marked '1.') has a quarter note G4, followed by eighth notes A4, B4, C5, D5, E5, and F5. The second ending (marked '2.') has a quarter note G4, followed by eighth notes A4, B4, C5, D5, E5, and F5. The left hand continues with eighth notes G3, A3, B3, C4, D4, E4, and F4. The piece ends with a double bar line and repeat signs.

可爱的家

英国歌曲

The first system of musical notation is in 4/4 time and B-flat major. The treble clef part begins with a quarter note G4 (fingered 1), followed by a quarter note A4 (fingered 2), a quarter note Bb4 (fingered 3), a quarter note G4 (fingered 4), and a quarter note F4 (fingered 5). The bass clef part starts with a whole rest, followed by a quarter note G3 (fingered 4), a quarter note A3 (fingered 2), a quarter note Bb3 (fingered 1), a quarter note G3 (fingered 2), a quarter note F3 (fingered 5), a quarter note E3 (fingered 3), a quarter note D3 (fingered 1), and a quarter note C3 (fingered 3).

The second system continues the melody. The treble clef part has a quarter note G4, a quarter note A4, a quarter note Bb4, a quarter note G4, a quarter note F4, a quarter note E4, and a quarter note D4. The bass clef part has a quarter note C3, a quarter note D3 (fingered 2), a quarter note E3 (fingered 1), a quarter note F3 (fingered 2), a quarter note G3, a quarter note A3, a quarter note Bb3, a quarter note A3, a quarter note G3, a quarter note F3, a quarter note E3, and a quarter note D3.

The third system concludes the piece. The treble clef part has a quarter note C4, a quarter note D4, a quarter note E4, a quarter note F4, a quarter note G4, a quarter note F4, and a quarter note E4. The bass clef part has a quarter note C3, a quarter note D3, a quarter note E3, a quarter note F3, a quarter note G3, a quarter note F3, a quarter note E3, a quarter note D3, a quarter note C3, and a quarter note B2 (fingered 1). The final measure of the bass clef part includes a whole note chord with fingers 2 and 2 on the notes G3 and F3, and a whole note chord with fingers 4 and 5 on the notes C3 and B2.

大家来做广播操


舒惊涛 曲

The musical score is written in 4/4 time and consists of three systems of piano accompaniment. Each system has a treble and bass staff. Fingerings are indicated by numbers 1-5 above notes.

System 1:
Treble staff: 1 3 5 4 1
Bass staff: Accompaniment with chords and single notes.

System 2:
Treble staff: 4 2 1 2 4 1 2 5 4 2 1
Bass staff: Accompaniment with chords and single notes.

System 3:
Treble staff: 2 3 5 2 1 2 3 5
Bass staff: Accompaniment with chords and single notes.



祖国祖国真美丽

王玉田 曲

The musical score is written for piano in 2/4 time with a key signature of one flat (B-flat). It consists of four systems of two staves each (treble and bass clef). The melody in the treble clef features various rhythmic patterns and fingerings, including triplets and slurs. The bass clef accompaniment provides a steady harmonic foundation with chords and moving lines. The piece concludes with a final cadence in the fourth system.

三十里铺

陕西民歌

The image displays a piano score for the folk song "三十里铺" (Thirty Li Pu). The score is written in D major (two sharps) and 2/4 time. It consists of four systems of music, each with a treble and bass staff. Fingerings are indicated by numbers 1 through 5 above or below notes. The piece concludes with a double bar line.

System 1:
Treble: D4 (1), E4 (2), F#4, G4 (5), A4 (1), B4 (3), C5 (2), B4 (1).
Bass: D3 (5), E3 (2), F#3 (1), G3, A3, B3, C4.

System 2:
Treble: D4 (2), E4, F#4, G4, A4, B4, C5, B4, A4, G4, F#4, E4, D4.
Bass: D3 (5), E3 (3), F#3 (2), G3 (1), A3, B3, C4, D4, E4, F#4, G4, A4, B4, C5, B4, A4, G4, F#4, E4, D4.

System 3:
Treble: D4, E4, F#4, G4, A4, B4, C5, B4, A4, G4, F#4, E4, D4.
Bass: D3, E3, F#3, G3, A3, B3, C4, D4, E4, F#4, G4, A4, B4, C5, B4, A4, G4, F#4, E4, D4.

System 4:
Treble: D4, E4, F#4, G4, A4, B4, C5, B4, A4, G4, F#4, E4, D4.
Bass: D3, E3, F#3, G3, A3, B3, C4, D4, E4, F#4, G4, A4, B4, C5, B4, A4, G4, F#4, E4, D4.

捉泥鰍

侯德健 曲

The first system of music is in 4/4 time. The treble clef staff begins with a 5-finger fingering (5) above a quarter note, followed by eighth notes. The bass clef staff provides a harmonic accompaniment with chords and single notes.

The second system continues the melody in the treble clef, featuring a 5-finger fingering (5) above a quarter note. The bass clef accompaniment remains consistent with the first system.

The third system shows a change in the treble clef melody, starting with a 2-finger fingering (2) above a quarter note. The bass clef accompaniment continues to support the melody.

The fourth system concludes the piece with a 2-finger fingering (2) above a quarter note in the treble clef. The bass clef accompaniment ends with a final chord. The system is enclosed in a double bar line.

歌唱二小放牛郎

劫夫曲

