

SIDE by SIDE Interactive

ACTIVITY WORKBOOK 朗文国际英语教程 视听教程

2A



W 上海外语教育出版社
SHANGHAI FOREIGN LANGUAGE EDUCATION PRESS
www.sflep.com

Steven J. Molinsky

Bill Bliss

PEARSON

SIDE by SIDE Interactive

ACTIVITY WORKBOOK

朗文国际英语教程

视听教程

2A



Steven J. Molinsky

Bill Bliss

Contributing Authors

Elizabeth Handley

Judy Boyle

W 上海外语教育出版社
外教社 SHANGHAI FOREIGN LANGUAGE EDUCATION PRESS
www.sflep.com

PEARSON

图书在版编目 (CIP) 数据

朗文国际英语教程视听教程. 2A / (美) 莫林斯基 (Molinsky, S.J.), (美) 布利斯 (Bliss, B.) 编.

—上海: 上海外语教育出版社, 2011 (2013重印)

ISBN 978-7-5446-2486-2

I. ①朗… II. ①莫… ②布… III. ①英语—视听教学—中小学—教材 IV. ①G634.411

中国版本图书馆CIP数据核字 (2011) 第195583号

出版发行: 上海外语教育出版社

(上海外国语大学内) 邮编: 200083

电 话: 021-65425300 (总机)

电子邮箱: bookinfo@sflep.com.cn

网 址: <http://www.sflep.com.cn> <http://www.sflep.com>

责任编辑: 陆轶晖

印 刷: 上海景条印刷有限公司

开 本: 850×1168 1/16 印张 9.75 字数 202千字

版 次: 2012年3月第1版 2013年1月第2次印刷

印 数: 5 000 册

书 号: ISBN 978-7-5446-2486-2 / G · 0863

定 价: 36.00 元 (附DVD)

本版图书如有印装质量问题, 可向本社调换

SIDE by SIDE Interactive

ACTIVITY WORKBOOK

2A



Steven J. Molinsky

Bill Bliss

Contributing Authors

Dorothy Lynde

Susanna Minton

PEARSON



ACTIVITY WORKBOOK 2A

Side by Side Interactive Activity Workbook 2A

Copyright © 2004 by Prentice Hall Regents

Addison Wesley Longman, Inc.

A Pearson Education Company.

All rights reserved.

No part of this publication may be reproduced, stored in a retrieval system, or transmitted in any form or by any means, electronic, mechanical, photocopying, recording, or otherwise, without the prior permission of the publisher.

Pearson Education, 10 Bank Street, White Plains, NY 10606

Editorial manager: *Pam Fishman*

Vice president, director of design and production: *Rhea Banker*

Director of electronic production: *Aliza Greenblatt*

Production manager: *Ray Keating*

Director of manufacturing: *Patrice Fraccio*

Associate digital layout manager: *Paula D. Williams*

Cover design: *Monika Popowitz*

Project manager: *Harriet Dishman*

Design and composition: *PC&F, Inc.*

Video stills: *Elizabeth Gallagher*

Illustrator: *Richard E. Hill*

The authors gratefully acknowledge the contribution of Tina Carver in the development of the original *Side by Side* program.

This edition is authorized for sale only in the People's Republic of China (excluding Taiwan and the Special Administrative Regions of Hong Kong and Macao).

本书由培生教育出版亚洲有限公司授权上海外语教育出版社出版

仅供在中华人民共和国境内销售(台湾、香港和澳门除外)


本书封面贴有Pearson Education出版集团激光防伪标签,无标签者不得销售。

● ● ● ● ● PREFACE ● ● ● ● ●

The *Side by Side Interactive Activity Workbooks* are designed to serve as self-study companions to the *Side by Side Interactive* multimedia software program and the *Side by Side TV* videos. The Activity Workbooks supplement the technology-based language instruction through motivating activities that are individualized, self-paced, easy-to-use, and fun!

This volume, Activity Workbook 2A, provides up to 60 hours of supplemental practice for Level 2A (Segments 27-39) of the program. It can be used at home, in school, or in any other setting. (The total program contains 52 segments. Learners who complete one segment each week can therefore complete the program in one year.)

FEATURES OF THE ACTIVITY WORKBOOK

- **SEGMENT OPENING PAGES** indicate the language focus and key vocabulary in the segment and describe the scenes, songs, and other video-based lessons contained in the multimedia software program and in the videos.
- **EXERCISES and ACTIVITIES** help learners interact with the video-based lessons in each segment. Certain exercises and activities require use of the video material and are indicated with the symbol . Learners can choose to do these exercises and activities before, during, or after they watch the video material.
- **SCRIPTS** are provided at the end of each workbook segment. Learners can read along as they watch, read before to preview the material, or read later for review and practice.
- A **SUMMARY PAGE** provides grammar charts and highlights functional expressions featured in each segment.
- An **ANSWER KEY** enables learners to check their work.

The mission of *Side by Side Interactive* and *Side by Side TV* is to offer learners of English exciting, motivating, and effective language instruction through multimedia software and video. We hope that this companion Activity Workbook helps to provide a language-learning experience that is dynamic, interactive, . . . and fun!

Steven J. Molinsky
Bill Bliss

HOW TO READ LESSON HEADINGS:

Side by Side Interactive
Segment & Lesson Number

↓
1.1 WHAT'S YOUR NAME?

↑
Lesson Title

(:09)

← *Side by Side TV*
Video Clock Time

To find the video material for lessons in this workbook:

Side by Side Interactive multimedia software users should use the Segment & Lesson Numbers.

Side by Side TV video users should use the Video Clock Times.



indicates a workbook activity that requires the user to view the corresponding video material—either in the multimedia software program or in the videos.



CONTENTS

PREFACEiv

SEGMENT 34 69

SEGMENT 27 1

SEGMENT 35 83

SEGMENT 28 9

SEGMENT 36 95

SEGMENT 29 19

SEGMENT 37 107

SEGMENT 30 27

SEGMENT 38 117


SEGMENT 31 37

SEGMENT 39 129

SEGMENT 32 49

ANSWER KEY 143

SEGMENT 33 59



• Past, Present, and Future Activities



"We do the things we like to do. We're going to

do them all with you ... Side by Side."

LESSON MENU

27.1 SBS-TV ON LOCATION (:10)
People tell what they like to do in their free time.

27.2 ARE YOU GOING TO ...? (:48)
A friend asks what another plans to cook, and a waiter asks a customer about dessert.

27.3 SBS-TV ON LOCATION (1:19)
People tell about their plans.

27.4 SHE LIKES TO DRIVE. HE LIKES TO WALK. (2:04)
A husband and wife tell about themselves and each other.

SBS-TV Backstage Bulletin Board



TO: Production Crew
Sets and props for this segment:


- | | | |
|----------------|-------------------|------------------|
| <i>Kitchen</i> | <i>Restaurant</i> | <i>Stage Set</i> |
| stove | napkin | chairs |
| table | plates | lamp |
| | flowers | |

TO: Cast Members
Key words in this segment:

- | | |
|-----------|-----------------|
| yesterday | read |
| tomorrow | cook |
| today | watch TV |
| free time | listen to |
| | work |
| like to | take a vacation |
| going to | wash the car |


27.1 SBS-TV ON LOCATION (:10)

SOUND CHECK




I we he she

like to likes to



1 I like to cook.

2 _____ work in my garden.



3 _____ read.

6 _____ listen to music.

9 _____ watch TV.

4 _____ read novels.

7 _____ listen to popular music.

10 My dog _____ watch TV, too.

5 _____ read the newspaper.

8 _____ listen to jazz.

CLOSE-UP

You're on Side by Side TV! Tell the viewers: What do YOU like to do in your free time?

.....

INTERVIEW

Interview three friends. Ask about their free time activities.

FRIEND 1:

FRIEND 2:

FRIEND 3:



27.2 ARE YOU GOING TO . . . ? (:48)



EDITING MIX-UP

The video editor made a mistake! Put the following lines in the correct order.

- 1 _____ No, I'm not.
 _____ I cooked spaghetti last week, and
 I don't like to cook spaghetti very often.
 _____ 1 Are you going to cook spaghetti this week?



- 2 _____ We have some excellent desserts today.



- _____ Thanks, but I don't think so.
 _____ Are you going to have dessert this evening?
 _____ No, I don't think so. I had dessert yesterday evening, and I don't like to have dessert very often.

27.3 SBS-TV ON LOCATION (1:19)



YES OR NO?



- 1 She's going to stay home this weekend.
 2 She cleaned her house last weekend.
 3 She's going to drive to the beach.

Yes No
 Yes No
 Yes No



- 4 He's going to take a vacation this summer.
 5 He took a vacation last winter.
 6 He only takes one vacation a year.

Yes No
 Yes No
 Yes No



- 7 She's going to go to a restaurant tonight.
 8 She went to a restaurant last night.
 9 She likes to go to restaurants often.

Yes No
 Yes No
 Yes No



- 10 This young man doesn't wash his car very often.
 11 He washed it yesterday, he's washing it today, and he's going to wash it tomorrow.
 12 He doesn't really like to wash his car.

Yes No
 Yes No
 Yes No

27.4 SHE LIKES TO DRIVE. HE LIKES TO WALK. (2:04)




SOUND CHECK

What do they like to do?



- | | |
|---|--|
| 1 <input checked="" type="checkbox"/> drive | <input type="checkbox"/> drive |
| 2 <input type="checkbox"/> walk | <input checked="" type="checkbox"/> walk |
| 3 <input type="checkbox"/> listen | <input type="checkbox"/> listen |
| 4 <input type="checkbox"/> talk | <input type="checkbox"/> talk |
| 5 <input type="checkbox"/> swim | <input type="checkbox"/> swim |
| 6 <input type="checkbox"/> sail | <input type="checkbox"/> sail |
| 7 <input type="checkbox"/> open the morning mail | <input type="checkbox"/> open the morning mail |
| 8 <input type="checkbox"/> read | <input type="checkbox"/> read |
| 9 <input type="checkbox"/> write | <input type="checkbox"/> write |
| 10 <input type="checkbox"/> stay up late at night | <input type="checkbox"/> stay up late at night |



What DON'T they like to do?



- | | |
|---|--|
| 11 <input type="checkbox"/> watch TV | <input type="checkbox"/> watch TV |
| 12 <input type="checkbox"/> dance | <input type="checkbox"/> dance |
| 13 <input type="checkbox"/> cook | <input type="checkbox"/> cook |
| 14 <input type="checkbox"/> sew | <input type="checkbox"/> sew |
| 15 <input type="checkbox"/> wash | <input type="checkbox"/> wash |
| 16 <input type="checkbox"/> iron pants | <input type="checkbox"/> iron pants |
| 17 <input type="checkbox"/> go to the beach | <input type="checkbox"/> go to the beach |
| 18 <input type="checkbox"/> shop | <input type="checkbox"/> shop |
| 19 <input type="checkbox"/> vacuum the rugs | <input type="checkbox"/> vacuum the rugs |
| 20 <input type="checkbox"/> dust | <input type="checkbox"/> dust |
| 21 <input type="checkbox"/> wax | <input type="checkbox"/> wax |
| 22 <input type="checkbox"/> mop | <input type="checkbox"/> mop |

WRITE THE SCRIPT!

Compare yourself and a friend.

I like to

He/She likes to

.....

.....

We both like to

.....

.....

I don't like to

He/She doesn't like to

.....

.....

We don't like to

.....

.....

SCRAMBLED SOUND TRACK

The sound track is all mixed up. Put the words in the correct order.

1 you to today going What do ? are

What are you going to do today?

2 beach going to . to I'm the go

3 kind do music of you What ? to to listen like

4 classical to to jazz music . like We and listen

BEHIND THE SCENES



1 A. Are you going to the rock concert (tomorrow yesterday)?

B. I don't think so. I went to a rock concert (next week last week), and the truth is, I don't like to go to rock concerts very often.

2 A. What are you going to do after the show (today yesterday)?

B. I'm going to wash my car. It got really dirty (next week over the weekend).



3 A. Oscar, are you going to go fishing (next weekend last weekend)?

B. Definitely! I went fishing (last weekend tomorrow), I'm going to go fishing (yesterday today), and I'm going to go fishing (last weekend next weekend), too!




4 A. I'm going to relax (this weekend last weekend). How about you?

B. I'm not sure. I relaxed (last weekend next weekend). I think I'm going to clean my apartment (this weekend last weekend).



SEGMENT 27 SCRIPT



27.1 SBS-TV ON LOCATION (:10)

INTERVIEWER: What do you like to do in your free time?

PERSON 1: I like to cook.

PERSON 2: I like to work in my garden.

PERSON 3: We like to read.

PERSON 4: I like to read novels.

PERSON 3: And I like to read the newspaper.

PERSON 5: We like to listen to music.

PERSON 6: She likes to listen to popular music.

PERSON 5: He likes to listen to jazz.

PERSON 7: I like to watch TV. My dog likes to watch TV, too.

INTERVIEWER: Really?

PERSON 7: Yes.

INTERVIEWER: That's very interesting. What kind of TV shows does your dog like to watch? Programs about animals?

PERSON 7: No, actually. He likes to watch the news.

INTERVIEWER: Oh.



27.2 ARE YOU GOING TO ...? (:48)

FRIEND 1: Are you going to cook spaghetti this week?


FRIEND 2: No, I'm not. I cooked spaghetti last week, and I don't like to cook spaghetti very often.

WAITER: Are you going to have dessert this evening?

CUSTOMER: No, I don't think so. I had dessert yesterday evening, and I don't like to have dessert very often.

WAITER: We have some excellent desserts today.

CUSTOMER: Thanks, but I don't think so.



27.3 SBS-TV ON LOCATION (1:19)

INTERVIEWER: Are you going to stay home this weekend?

PERSON 1: No, I'm not. I stayed home last weekend and cleaned my house.

INTERVIEWER: So what are you going to do this weekend?

PERSON 1: I'm going to drive to the beach.

INTERVIEWER: Have fun!

PERSON 1: Thanks.

INTERVIEWER: Are you going to take a vacation this summer?

PERSON 2: I can't. I took a vacation last winter, and I only take one vacation a year.

INTERVIEWER: Are you going to a restaurant tonight?

PERSON 3: No. I went to a restaurant last night. The truth is, I don't like

to go to restaurants very often.
I like to eat at home.

INTERVIEWER: I see you're washing your car.

PERSON 4: Yes, I am.

INTERVIEWER: Do you wash it very often?

PERSON 4: Yes. I washed it yesterday, I'm washing it now, and I'm going to wash it tomorrow.

INTERVIEWER: You really like to wash your car!

PERSON 4: I sure do. I wash it every day.



27.4 SHE LIKES TO DRIVE. HE LIKES TO WALK. (2:04)

HUSBAND: She likes to drive.

WIFE: He likes to walk.

HUSBAND: She likes to listen.

WIFE: He likes to talk.

HUSBAND: I like to swim.

WIFE: I like to sail.

BOTH: We both like to open the morning mail.

WIFE: He likes to read.

HUSBAND: She likes to write.

WIFE: I like to stay up late at night.

HUSBAND: She doesn't like to watch TV.

WIFE: He doesn't like to dance.

HUSBAND: I don't like to cook or sew or wash or iron pants.

WIFE: He doesn't like to go to the beach.

HUSBAND: She doesn't like to shop.

BOTH: We don't like to vacuum our rugs or dust or wax or mop.

WIFE: Our house is really a mess!

HUSBAND: It really is!

SEGMENT 27 SUMMARY

GRAMMAR

Like to

I We You They	like to	watch TV.
He She It	likes to	

Future: Going to

I	am	going to eat.
He She It	is	
We You They	are	

Simple Past Tense

I He She It We You They	cooked spaghetti last night.
---	---------------------------------

Time Expressions

yesterday	this evening
today	yesterday evening
tomorrow	tonight
this week	last night
next week	
last week	

FUNCTIONS

Inquiring about Intention

Are you going to *have* dessert *this evening*?

What are you going to *do* *this weekend*?

Asking for and Reporting Information

What are you going to *do* *in your free time*?

Expressing Likes

I like to *cook*.

Expressing Dislikes

I don't like to *cook*.

Expressing Uncertainty

I don't know.

Admitting

The truth is . . .

SEGMENT

28

- Indirect Object Pronouns
- Birthdays and Gifts

"You bought me a belt. I sent you a skirt. She gave

him a tie. He got her a shirt... Side by Side."

LESSON MENU

28.1 WHAT ARE YOU GOING TO GIVE YOUR WIFE FOR HER BIRTHDAY? (2:58)

Two co-workers talk during a break.

28.2 SBS-TV ON LOCATION (3:23)

People tell what they got for their birthdays.

28.3 NOBODY REMEMBERED MY BIRTHDAY (4:14)

Miyako is upset because she thinks the other *Side by Side* TV cast members forgot her birthday.

28.4 HAPPY BIRTHDAY, GRANDMA (6:24)

A grandmother receives a Postmark birthday card from her granddaughters.

SBS-TV Backstage Bulletin Board



TO: Production Crew Sets and props for this segment:

Office
coffee cups
desk
chairs

Backstage
presents
birthday cake
candles

Living Room
rocking chair
glasses
birthday card

TO: Cast Members Key words in this segment:


husband
wife
boyfriend
girlfriend
kids

present
card
cake
Happy Birthday!

buy – bought
forget – forgot
give – gave
send – sent
remember

28.1 WHAT ARE YOU GOING TO GIVE YOUR WIFE FOR HER BIRTHDAY? (2:58)

YES OR NO?



- | | | | |
|---|---------------------------------------|--------------------------------------|--------------------------|
| 1 | It's his wife's birthday. | <input checked="" type="radio"/> Yes | <input type="radio"/> No |
| 2 | He's going to give her a necklace. | <input type="radio"/> Yes | <input type="radio"/> No |
| 3 | He gave her a necklace two years ago. | <input type="radio"/> Yes | <input type="radio"/> No |
| 4 | He can't give her flowers. | <input type="radio"/> Yes | <input type="radio"/> No |
| 5 | He gave her flowers three years ago. | <input type="radio"/> Yes | <input type="radio"/> No |
| 6 | He doesn't know what to give her. | <input type="radio"/> Yes | <input type="radio"/> No |

WHAT DO YOU THINK?



What can he give his wife for her birthday?

.....

.....

HOW ABOUT YOU?



give - gave him her

Hmm. What am I going to give my* for his birthday?
 I can't
 I last year.
 I know! I'm going to
!

*father/son/husband/grandfather/brother/uncle ...

Hmm. What am I going to give my* for her birthday?
 I can't
 I last year.
 I know! I'm going to
!

*mother/daughter/wife/grandmother/sister/aunt ...

