



高校英语选修课系列教材

# A COURSEBOOK OF SPOKEN ENGLISH

## 英语口语教程

陈雪 李宇环  
主编





高校英语选修课系列教材

# A COURSEBOOK OF SPOKEN ENGLISH

## 英语口语教程

主编 陈 雪 李宇环  
编者 王思懿 赵 岩  
杨东野 李志宏

贵州师范学院内部使用



清华大学出版社  
北京

## 内 容 简 介

《英语口语教程》是为普通本科院校和职业院校非英语专业大学生量身定制的一本英语口语教材。本教材共 12 个单元，各单元主题与学生生活和人文文化密切相关，容易激发学习兴趣，保证学生学习过程中充分的情感参与。通过形式多样的口语活动，辅以口语句型讲解，本教材旨在培养学生的英语口语交际能力，增强学生的自主学习能力和社会工作竞争力。

版权所有，侵权必究。侵权举报电话：010-62782989 13701121933

### 图书在版编目 (CIP) 数据

英语口语教程 / 陈雪, 李宇环主编. —北京: 清华大学出版社, 2019  
(高校英语选修课系列教材)  
ISBN 978-7-302-52891-3

I. ①英… II. ①陈… ②李… III. ①英语—口语—高等学校—教材 IV. ①H319.32

中国版本图书馆 CIP 数据核字 (2019) 第 083579 号

责任编辑: 黄智佳 刘 艳  
封面设计: 子 一  
责任校对: 王凤芝  
责任印制: 宋 林

出版发行: 清华大学出版社

网 址: <http://www.tup.com.cn>, <http://www.wqbook.com>

地 址: 北京清华大学学研大厦 A 座 邮 编: 100084

社总机: 010-62770175 邮 购: 010-62786544

投稿与读者服务: 010-62776969, [c-service@tup.tsinghua.edu.cn](mailto:c-service@tup.tsinghua.edu.cn)

质量反馈: 010-62772015, [zhiliang@tup.tsinghua.edu.cn](mailto:zhiliang@tup.tsinghua.edu.cn)

印 装 者: 北京嘉实印刷有限公司

经 销: 全国新华书店

开 本: 185mm×260mm 印 张: 9.75 字 数: 193 千字

版 次: 2019 年 7 月第 1 版 印 次: 2019 年 7 月第 1 次印刷

定 价: 55.00 元

产品编号: 082767-01

贵州师范学院内部使用



# 前 言

随着全球化的发展,国际交流与合作日益加深。中国的国际地位不断提高,越来越多地与世界各国展开交流与合作,对具有国际视野和熟练英语口语交际能力的复合型人才的需求迫在眉睫,因此,对大学英语口语教学提出了更高要求。

目前国内已出版的英语口语教材有很多,但大多针对的是英语专业学生或由外籍教师主编的,针对普通本科院校和职业院校非英语专业学生编写的教材不多,无法满足他们的口语学习需求。本教材即是考虑到普通本科院校和职业院校非英语专业学生的实际情况和文化背景而编写的一本英语口语教材,主要有以下特色:

- **清晰的教学定位:** 为普通本科院校和职业院校非英语专业学生量身定制;
- **明确的教学目标:** 通过丰富的口语练习活动,使学生不仅会说英语,且言语得体,既培养学生的英语口语交际能力,又增强学生的自主学习能力和社会工作竞争力;
- **多元化的主题设计:** 本教材共 12 个单元,各单元主题与学生生活和人文文化密切相关,容易激发学生的学习兴趣,保证学生学习过程中充分的情感参与,在口语训练中提升学生的人文素养和跨文化交际意识;
- **新颖的体例布局:** 单元内分 5 个板块,包括 Warm-up\*、Useful Expressions、Oral Activities、Speaking Projects、Reading and Speaking; 活动设计由浅入深,环环相扣,循序渐进,层层提高;

\* 本教材的音频资源,可从清华大学出版社资源库里免费下载,下载地址: <ftp://ftp.tup.tsinghua.edu.cn/>。

- **多样的口语活动：**包括对话练习、分组讨论、角色扮演、批判性问题讨论，辅以口语表达方式和相关场景词汇注解，充分体现了工具性与人文性的结合。

本教材由6位长期从事英语口语教学工作、教学经验丰富的一线教师合作完成。其编写和出版得到了吉林师范大学教学部门的大力支持。

本教材教学定位清晰，难易程度适中，可以作为普通本科院校和职业院校非英语专业学生的基础课、选修课教材，也可作为学生的自学教材，或用作英语教师的教学参考资料。

由于编者水平有限，书中难免有不足之处，希望读者批评指正。

编者  
2019年2月



...

# Contents

...

## Unit 1

### Greetings and Introduction

Part I	Warm-up .....	2
Part II	Useful Expressions .....	3
Part III	Oral Activities .....	6
Part IV	Speaking Projects .....	9
Part V	Reading and Speaking .....	11

## Unit 2

### Family and Daily Life

Part I	Warm-up .....	16
Part II	Useful Expressions .....	17
Part III	Oral Activities .....	19
Part IV	Speaking Projects .....	23
Part V	Reading and Speaking .....	24

## Unit 3 Campus Life

Part I	Warm-up .....	28
Part II	Useful Expressions .....	29
Part III	Oral Activities .....	31
Part IV	Speaking Projects .....	34
Part V	Reading and Speaking .....	36

## Unit 4 Sports

Part I	Warm-up .....	40
Part II	Useful Expressions .....	41
Part III	Oral Activities .....	43
Part IV	Speaking Projects .....	47
Part V	Reading and Speaking .....	48

## Unit 5 Food and Health

Part I	Warm-up .....	52
Part II	Useful Expressions .....	53
Part III	Oral Activities .....	55
Part IV	Speaking Projects .....	59
Part V	Reading and Speaking .....	60

## Unit 6

### Shopping and Fashion

Part I	Warm-up .....	64
Part II	Useful Expressions .....	65
Part III	Oral Activities .....	67
Part IV	Speaking Projects .....	72
Part V	Reading and Speaking .....	74

## Unit 7

### Traffic

Part I	Warm-up .....	78
Part II	Useful Expressions .....	79
Part III	Oral Activities .....	81
Part IV	Speaking Projects .....	84
Part V	Reading and Speaking .....	86

## Unit 8

### Animals and Pets

Part I	Warm-up .....	90
Part II	Useful Expressions .....	91
Part III	Oral Activities .....	93
Part IV	Speaking Projects .....	96
Part V	Reading and Speaking .....	98

## Unit 9

### Modern Communication Technology

Part I	Warm-up .....	102
Part II	Useful Expressions .....	103
Part III	Oral Activities .....	105
Part IV	Speaking Projects .....	109
Part V	Reading and Speaking .....	110

## Unit 10

### Natural Disasters

Part I	Warm-up .....	114
Part II	Useful Expressions .....	115
Part III	Oral Activities .....	117
Part IV	Speaking Projects .....	120
Part V	Reading and Speaking .....	121

## Unit 11

### Holidays

Part I	Warm-up .....	126
Part II	Useful Expressions .....	127
Part III	Oral Activities .....	129
Part IV	Speaking Projects .....	132
Part V	Reading and Speaking .....	134

# Unit 12

## Movies and TV Programs

Part I	Warm-up .....	136
Part II	Useful Expressions .....	137
Part III	Oral Activities .....	139
Part IV	Speaking Projects .....	142
Part V	Reading and Speaking .....	143



UNIT

1

# Greetings and Introduction

## Learning Objectives

- ◆ Grasp expressions for introduction and greeting
- ◆ Know useful conversation patterns
- ◆ Learn how to introduce and greet people

贵州师范学院内部使用

## Part I Warm-up

Work in pairs and practice the following conversations.

### Conversation 1

*Mary and Sarah are two freshmen. They have just arrived at college and are moving into their dormitory.*

**Mary:** Hello!

**Sarah:** Hi!

**Mary:** My name is Mary. Are you my new roommate?

**Sarah:** Yes, I'm Sarah.

**Mary:** Where are you from?

**Sarah:** I'm from a small town in the Northeast. How about you?

**Mary:** I grew up in the South near the ocean.

**Sarah:** So are you also a chemistry major?

**Mary:** Yeah, my parents helped me choose my major. How did you choose your major?

**Sarah:** Chemistry was my favorite subject in high school and my high school teacher thought I would make a good teacher one day. So I chose chemistry.

**Mary:** I'm really nervous about English class because my spoken English is not very good.

**Sarah:** Don't worry. We can study together.

### Conversation 2

*Mary and Sarah are in the dining hall when they meet another freshman, a boy named John.*

**Sarah:** Hey Mary, have you met John?

**Mary:** He is the boy in class 2, right?

**Sarah:** Yeah, he looks sitting there alone. We should join him.

**Sarah:** Hi, you're John from class 2, right?

**John:** Yeah, you both are also chemistry majors?

**Sarah:** Yes, we're from class 1. We noticed you were sitting alone and thought we could join you. My name is Sarah and this is my roommate, Mary.

**Mary:** Hi, nice to meet you.

**John:** Nice to meet you, too.

**Sarah:** John, where are you from?

**John:** I am from the capital city.

**Mary:** Do you feel homesick? Because I do.

**John:** No. I'm excited to live away from my parents for a while. I'm free to do my own things.

**Sarah:** What kind of things do you enjoy doing?

**John:** I like to play basketball and video games, but I really want to learn how to play the guitar. How about you?

**Sarah:** I really like to watch foreign movies and shop online.

**Mary:** I enjoy reading and playing volleyball.

**John:** That's really great.

## Part II Useful Expressions

Learn the following expressions and do the tasks using these expressions.

### Expressions for making introductions:

Hello/Hi/Hey! My name is...

Nice/Greet/Good to meet you.

Hi. I'm...

Pleased to meet you...

May I introduce...?

Glad to meet you...

Let me introduce...

I'm...

I'd like you to meet...

This is...

### Expressions for greeting people:

How do you do?

Fine, thanks. And you?

How are you doing?

Very well, thanks. How are you?

How is it going?

Great! What about you?

What's up?

Fine! How are things with you?

### How to keep a conversation going:

#### Questions

What?  
Who?  
Where?  
Why?  
When?  
How?  
Really?  
Do you/Could you...?  
Are you going to.../Will you...?  
What about.../How about...?

#### Examples

What did you do last weekend?  
Who did you go with?  
Where do you like to travel?  
Why is this movie interesting?  
When will the party be held?  
How do you like the book?  
Really? You went to see it?  
Could you tell me your plan?  
Will you go camping this Sunday?  
What about going shopping?

### Task

Work in pairs and act out the situation using the expressions for greeting and introduction.

#### *Situation 1 First week at college*

**Student A:** You are a new student in the class. Greet Student B, your classmates.

**Student B:** You are a new student in the class. Respond to Student A and ask what he/she would like to do for the first week at college.

Please put your clues here

**Task 2**

Work in pairs and act out the situation using the expressions for keeping the conversation going.


**Situation 2 Going out for Freshman Evening Party**

**Student A:** You went out for Freshman Evening Party last weekend. Tell Student B about your experience and feelings by answering questions.

**Student B:** You ask Student A about his/her experience and feelings at the Freshman Evening Party last weekend. Questions will be like the following:

1. What...?
2. Who...?
3. How...?
4. Really?
5. What about...?

Please put your clues here






## Part III Oral Activities

### Task 1


A. List as many English greetings as you can below.

Please put your clues here



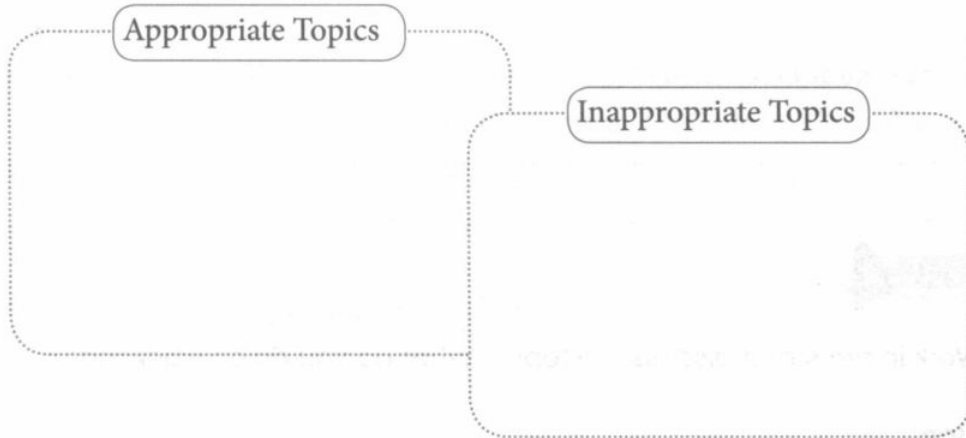
B. List as many English introduction phrases as you can below.

Please put your clues here



**Task 2**

List appropriate and inappropriate topics to discuss with foreigners as many as you can.



**Task 3**

Work in pairs and exchange ideas with your partner about how to introduce and meet new classmates and teachers.

You may use the following clues:

- greeting
- name
- major
- free time
- place
- who and what

...