

Fun  
Facts

# 和美国小学生一起 学英语

趣味练习

[美]凯西·马拉彻 著

1

快乐学习

提升能力

中国纺织出版社

国家一级出版社  
全国百佳图书出版单位

# 和美国小学生一起 学英语

1

《和美国小学生一起学英语(全3册)》专为小学生设计,重点培养小读者的理解和阅读能力。

## 本书特色

- 选取贴近生活的阅读题材,更易于入门学习
- 读前提问,激发阅读兴趣,激活背景知识
- 每篇课文都配有高频词汇,加深对单词的记忆
- 练习题形式丰富多样,帮助小读者巩固学习
- 随书附赠配套练习册,随学随练更方便
- 增值配套MP3,扫码学习地道英语



扫一扫  
获取练习答案



扫一扫  
动动手指就能点读



# 和美国小学生一起 学英语

[美] 凯西·马拉彻 著



贵州师范学院内部使用

 中国纺织出版社

## 图书在版编目 ( CIP ) 数据

和美国小学生一起学英语 = Fun Facts : 全3册 /  
(美) 凯西·马拉彻著. —北京: 中国纺织出版社,  
2019.8

ISBN 978-7-5180-5990-4

I. ①和… II. ①凯… III. ①英语课—小学—教材  
IV. ①G624.311

中国版本图书馆CIP数据核字 ( 2019 ) 第043883号

Title Name: Fun Facts

Original copyright© 2017 Seed Learning, Inc.

Chinese version copyright© 2019 China Textile & Apparel Press

本书中文简体版由Seed Learning, Inc授权中国纺织出版社独家出版发行。未经许可, 不得以任何方式复制或抄袭本书的任何部分, 违者必究。

著作权合同登记号: 图字: 01-2019-0869

---

策划编辑: 汤浩 责任编辑: 汤浩  
责任设计: 晏子茹 责任印制: 储志伟

---

中国纺织出版社出版发行

地 址: 北京市朝阳区百子湾东里A407号楼 邮政编码: 100124

销售电话: 010-67004422 传真: 010-87155801

<http://www.c-textilep.com>

E-mail: [faxing@c-textilep.com](mailto:faxing@c-textilep.com)

中国纺织出版社天猫旗舰店

官方微博<http://weibo.com/2119887771>

天津千鹤文化传播有限公司印刷 各地新华书店经销

2019年8月第1版第1次印刷

开本: 787×1092 1/16 印张: 14.25

字数: 200千字 定价: 108.00元/套 (全3册)

---

凡购本书, 如有缺页、倒页、脱页, 由本社图书营销中心调换

# Contents

<b>Unit 1</b>	Green Things .....	4
<b>Unit 2</b>	Glue .....	8
<b>Unit 3</b>	The Moon .....	12
<b>Unit 4</b>	Guess It! .....	16
<b>Unit 5</b>	Our Hair .....	20
<b>Unit 6</b>	Is It a Nut? .....	24
<b>Unit 7</b>	Living Here, Living There .....	28
<b>Unit 8</b>	Mountain Parts .....	32
	<b>Review 1</b> .....	36
<b>Unit 9</b>	Hot Enough .....	40
<b>Unit 10</b>	An Old Sport .....	44
<b>Unit 11</b>	Where Water Is .....	48
<b>Unit 12</b>	How Much? .....	52
<b>Unit 13</b>	Island People .....	56
<b>Unit 14</b>	Night Fliers .....	60
<b>Unit 15</b>	Artists and Art .....	64
<b>Unit 16</b>	Hello .....	68
	<b>Review 2</b> .....	72



# 和美国小学生一起 学英语

[美] 凯西·马拉彻 著



贵州师范学院内部使用

## 图书在版编目 ( CIP ) 数据

和美国小学生一起学英语 = Fun Facts : 全3册 /  
(美) 凯西·马拉彻著. —北京: 中国纺织出版社,  
2019.8

ISBN 978-7-5180-5990-4

I. ①和… II. ①凯… III. ①英语课—小学—教材  
IV. ①G624.311

中国版本图书馆CIP数据核字 (2019) 第043883号

Title Name: Fun Facts

Original copyright© 2017 Seed Learning, Inc.

Chinese version copyright© 2019 China Textile & Apparel Press

本书中文简体版由Seed Learning, Inc授权中国纺织出版社独家出版发行。未经许可, 不得以任何方式复制或抄袭本书的任何部分, 违者必究。

著作权合同登记号: 图字: 01-2019-0869

---

策划编辑: 汤浩 责任编辑: 汤浩  
责任设计: 晏子茹 责任印制: 储志伟

---

中国纺织出版社出版发行

地 址: 北京市朝阳区百子湾东里A407号楼 邮政编码: 100124

销售电话: 010-67004422 传真: 010-87155801

<http://www.c-textilep.com>

E-mail: [faxing@c-textilep.com](mailto:faxing@c-textilep.com)

中国纺织出版社天猫旗舰店

官方微博<http://weibo.com/2119887771>

天津千鹤文化传播有限公司印刷 各地新华书店经销

2019年8月第1版第1次印刷

开本: 787×1092 1/16 印张: 14.25

字数: 200千字 定价: 108.00元/套 (全3册)

---

凡购本书, 如有缺页、倒页、脱页, 由本社图书营销中心调换

# Contents

<b>Unit 1</b>	Green Things	4
<b>Unit 2</b>	Glue	8
<b>Unit 3</b>	The Moon	12
<b>Unit 4</b>	Guess It!	16
<b>Unit 5</b>	Our Hair	20
<b>Unit 6</b>	Is It a Nut?	24
<b>Unit 7</b>	Living Here, Living There	28
<b>Unit 8</b>	Mountain Parts	32
	<b>Review 1</b>	36
<b>Unit 9</b>	Hot Enough	40
<b>Unit 10</b>	An Old Sport	44
<b>Unit 11</b>	Where Water Is	48
<b>Unit 12</b>	How Much?	52
<b>Unit 13</b>	Island People	56
<b>Unit 14</b>	Night Fliers	60
<b>Unit 15</b>	Artists and Art	64
<b>Unit 16</b>	Hello	68
	<b>Review 2</b>	72

Unit  
1

# Green Things

Think

What is your favorite color?



扫一扫 听音频

## Key Words




扫一扫 听音频



bush




hide



leaf




wing



## Key Structures

- bug's legs
- bug's head
- bug's wings

A large, vibrant green leaf with prominent veins is the central focus. A small, green, segmented insect is perched on the left edge of the leaf. The background is a soft-focus green, suggesting a natural outdoor setting.

Trees and bushes have leaves.  
Leaves on trees and bushes are green.  
A bug on a tree's leaf is green.  
The bug's legs are green like the leaf.  
The bug's head is green like the leaf.  
The bug's wings are green like the leaf.  
The green bug hides well on the green leaf!

### ✓ Check It

Circle the body parts of the bug.

## Read and Answer

Choose the best answer.

1 This reading is about \_\_\_\_\_.

a. a green bug



b. a green bush



2 The bug is on the tree's \_\_\_\_\_.


a. head

b. leaf

3 The bug \_\_\_\_\_ well on the green leaf.

a. eats


b. hides




## Say and Choose

Practice the word by saying it. Check (✓) the correct picture.


1 bush




2 leaf



3 hide



4 wing



## Match and Write

Match the parts to make complete sentences. Fill in the blanks.

bug's head green is leaf like tree's wings

1 A bug on a \_\_\_\_\_ leaf •

• a green like the \_\_\_\_\_.



2 The \_\_\_\_\_ legs are •

• b \_\_\_\_\_ like the leaf.



3 The bug's \_\_\_\_\_ is •

• c green \_\_\_\_\_ the leaf.





4 The bug's \_\_\_\_\_ are •

• d \_\_\_\_\_ green.



## Show and Tell

Use the pictures to practice speaking with a partner.



1 What color is the bug?

2 The bug is \_\_\_\_\_.

3 Where can it hide well?

4 It can hide well on a \_\_\_\_\_.



Unit  
2

# Glue

Think

What can you do with glue?



## Key Words



扫一扫 听音频



flour



glue



mix



spoon



## Key Structures

- First,
- Then,
- Now,
- After that,

**Glue** is fun to use.

It is also easy to make.

First, take half a cup of

**flour**.

Then add two **spoons** of sugar.

Now add one cup of water and

**mix** it!

Make it hot.

Then mix it again.

After that, let it cool.

Now you have glue.

How will you use it?

### ✓ Check It

Circle three things you mix to make glue.

## Read and Answer

Choose the best answer.

1 This reading is about \_\_\_\_\_.

a. making glue



b. using glue



2 First, take half a cup of \_\_\_\_\_.

a. flour

b. glue

3 Now add one cup of water and \_\_\_\_\_ it.

a. mix

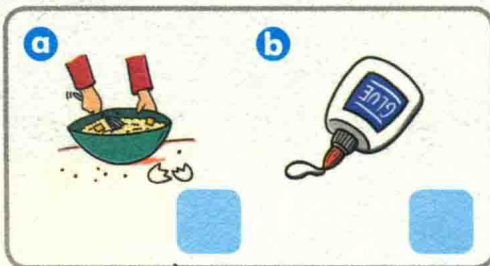
b. spoon



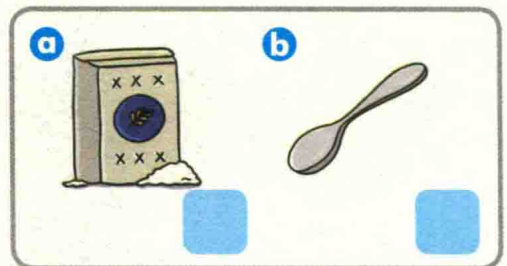
## Say and Choose

Practice the word by saying it. Check (✓) the correct picture.


1 mix



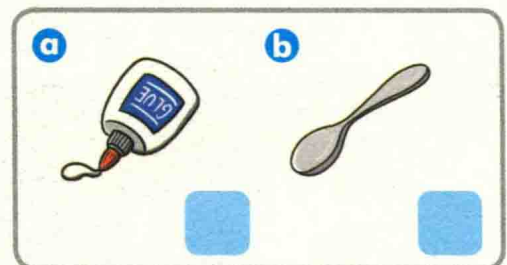
2 spoon



3 flour



4 glue



## Match and Write

Match the parts to make complete sentences. Fill in the blanks.

flour glue half have mix one spoons sugar

1 First, take \_\_\_\_\_ a cup • a \_\_\_\_\_.



2 Then add two \_\_\_\_\_ • b of \_\_\_\_\_.



3 Now add \_\_\_\_\_ cup • c of \_\_\_\_\_.


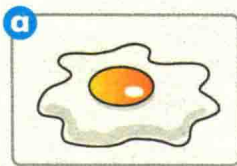


4 Now you \_\_\_\_\_ • d of water and \_\_\_\_\_ it.



## Show and Tell

Use the pictures to practice speaking with a partner.



1 How do you make \_\_\_\_\_ ?

2 First, mix \_\_\_\_\_ and \_\_\_\_\_.

3 Then what do you do?

4 Then add some \_\_\_\_\_ and make it hot.



Unit  
3

# The Moon

Think

What do you know about the moon?



扫一扫 听音频

## Key Words



扫一扫 听音频



air



hole



grass



sea

