

中高等职业院校新模式英语系列教材
国家级职业教育教材

1

English

新模式英语

Rob Jenkins 著
Staci Johnson

唐义均 改编

 CENGAGE
Learning™

 中国劳动社会保障出版社

中高等职业技术院校新模式英语系列教材
国家级职业教育教材

新模式英语 1

Rob Jenkins 著
Staci Johnson
唐义均 改编

中国劳动社会保障出版社

图书在版编目(CIP)数据

新模式英语. 1 / (美) 詹金斯(Jenkins, R.), (美) 约翰逊(Johnson, S.) 著; 唐义均改编. —北京: 中国劳动社会保障出版社, 2009

中高等职业技术学院新模式英语系列教材

ISBN 978-7-5045-7629-3

I. 新… II ①詹… ②约… ③唐… III. 英语-职业教育-教材 IV. H31

中国版本图书馆CIP数据核字(2009)第068567号

Copyright © 2008 by Heinle, a part of Cengage Learning.

Original edition published by Cengage Learning. All Rights reserved. 本书原版由圣智学习出版公司出版。版权所有, 盗印必究。

China Labour & Social Security Publishing House is authorized by Cengage Learning to publish and distribute exclusively this adaptation edition. This edition is authorized for sale in the People's Republic of China only (excluding Hong Kong SAR, Macao SAR and Taiwan). Unauthorized export of this edition is a violation of the Copyright Act. No part of this publication may be reproduced or distributed by any means, or stored in a database or retrieval system, without the prior written permission of the publisher.

本书改编版由圣智学习出版公司授权中国劳动社会保障出版社独家出版发行。此版本仅限在中华人民共和国境内(不包括中国香港、澳门特别行政区及中国台湾)销售。未经授权的本书出口将被视为违反版权法的行为。未经出版者预先书面许可, 不得以任何方式复制或发行本书的任何部分。

本书封面贴有Cengage Learning防伪标签, 无标签者不得销售。

北京市版权局著作权合同登记号 图字01-2009-3532号

中国劳动社会保障出版社出版发行

(北京市惠新东街1号 邮政编码: 100029)

出版人: 张梦欣

*

中青印刷厂印刷装订 新华书店经销

880毫米×1230毫米 16开本 13.75印张 311千字

2009年6月第1版 2016年8月第16次印刷

定价: 28.00元

读者服务部电话: (010) 64929211/64921644/84626437

营销部电话: (010) 64961894

出版社网址: <http://www.class.com.cn>

版权专有 侵权必究

如有印装差错, 请与本社联系调换: (010) 50948191

我社将与版权执法机关配合, 大力打击盗印、销售和使用盗版图书活动, 敬请广大读者协助举报, 经查实将给予举报者奖励。

举报电话: (010) 64954652

《新模式英语》系列教材是由我办组织引进美国圣智学习出版公司出版的《Stand Out》系列教材，并按照部颁《英语能力课程教学方案》的要求改编而成的。本系列教材的原作者是两位在美国长期从事非母语英语教学的著名教师，改编者是我国英语教学专家唐义均教授。

《新模式英语》系列教材具有以下三个突出特色：

第一，以培养学生的综合能力为导向。教材内容围绕日常交际、购物消费、社区资源、卫生保健、职业能力、终身学习等主题展开，着重培养学生在学习和工作中最为实用的技能，使其能够学以致用。听、说、读、写能力的培养贯穿于每一课中，语法与课文内容巧妙融合，通过大量的语言实践活动，切实提高学生综合运用英语的能力。

第二，以学生为中心，促进主动学习。教材中每一单元和每一课的开头为学生提供清晰的学习目标，课堂实践为学生提供多种形式的自主学习任务，学习日志供学生对所学内容进行自我测评，团队活动让学生有机会协同完成综合能力训练。通过在宽松、和谐的学习氛围中独立完成任务和团队合作完成任务，学生能够获得更多的自信，养成独立思考的习惯，增强学习的主动性和积极性，从而提高学习效果。

第三，表现形式新颖，教学资源丰富。教材装帧设计精美、图文并茂、活泼轻松，开卷即知。每册教材均配有《教师用书》《练习册》《教学课件》《教学视频》和《组卷系统》。《教师用书》针对每课的教学提供一个完备的教案，并配备听力光盘和活动库光盘，方便教师备课和开展教学活动。《练习册》针对每一课提供语法讲解和有语境的语法练习。《教学课件》以电子教案的形式将教学资源进行适度整合，方便教师课堂教学。《教学视频》提供了真实、生动的英语交流场景。《组卷系统》可提供多种题型的试卷。

《新模式英语》系列教材从第1册到第4册反映英语水平提高的梯度，中等职业技术学校的学生应至少达到第2册设定的教学目标，高等职业技术学院的学生应达到第4册设定的教学目标。每册的课时方案均分为三种：68学时、102学时和136学时。各学校可根据学生的实际英语水平和专业需要，灵活选择课时方案。

《新模式英语》体现了新的教学模式、新的教材模式和新的学习模式，是英语教学的好教材。我们相信，《新模式英语》会让每个学生学好英语！

人力资源和社会保障部教材办公室

2009年5月

Welcome to Our Class

GOALS

- Greet your friends
- Say and write numbers
- Follow classroom instructions

LESSON 1

Hello!

GOAL ➤ Greet your friends




CD 1
TR 1

A Listen.



Hi!




Hello!

Welcome to our class.

How are you?



Fine! How are you?



B Complete the conversations and practice them with a partner.

1. *Felipe*: _____ . Welcome to our class.

Student: Hello. Thank you.

2. *Gabriela*: Hi! How _____ ?

Duong: Fine. _____ ?

3. *Eva*: _____ . Welcome to our class.

Student: Hi. Thank you.


C Read the greetings.

hi	hello	welcome	How are you?
good morning	good afternoon	good evening	



D Listen and complete the conversation.

CD 1
TR 2



Roberto: Hi. I'm Roberto. _____ ?

Gabriela: _____ . My name is Gabriela. I'm fine, thanks.

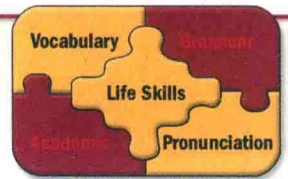
Roberto: _____ to our class.

Gabriela: Thank you.

Roberto: Our teacher is Miss Smith.

LESSON 1

GOAL ➤ Greet your friends



E Listen and repeat.

CD 1
TR 3

Hi! I'm Gabriela.
G-A-B-R-I-E-L-A.



Hello. I'm Duong.
D-U-O-N-G.



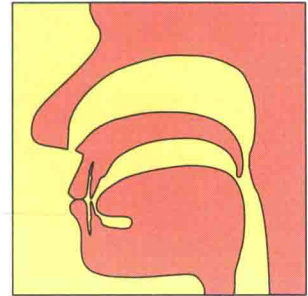
F Listen and repeat.

CD 1
TR 4

Aa Bb Cc Dd Ee Ff
Gg Hh Ii Jj Kk Ll
Mm Nn Oo Pp Qq Rr
Ss Tt Uu Vv Ww Xx
Yy Zz

Pronunciation

/m/ I'm



G Listen and write.

CD 1
TR 5


1. Hi! I'm _____.
2. Hello! My name is _____.
3. How are you? I'm _____.
4. Hi! My name is _____.

H Greet five people in your class. Write their names.

1. _____
2. _____
3. _____
4. _____
5. _____

What's your number?

GOAL ➤ Say and write numbers



What do you see in the picture?
 How many students are there?
 Where is the teacher?

A Read the paragraph. Circle the numbers.

Welcome to Miss Smith's class. There are 12 students in the class. The students study for 6 hours every week. The school address is 19 Lincoln Street, Los Angeles, California 90011.

B Complete the chart about your class.

Teacher's name	
Number of students	
Number of hours	
Zip code	



C

Listen and practice saying the numbers 0 to 20.

CD 1
TR 6

0	1	2	3	4	5	6	7	8	9	10
11	12	13	14	15	16	17	18	19	20	



D

Listen and write the numbers you hear.

CD 1
TR 7

1. _____
2. _____
3. _____
4. _____
5. _____
6. _____



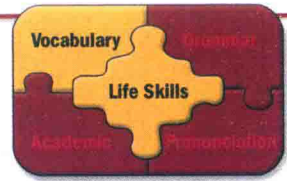
E

Listen and write the missing numbers.

CD 1
TR 8

My name is Gabriela. My address is _____ Main Street. The zip code is _____. My phone number is _____. There are _____ students in my class.





F Read about Gabriela and Eva.



Name: Gabriela Ramirez
 Address: 14 Main Street
 Zip code: 06119
 Phone: 401-555-7248



Name: Eva Malinska
 Address: 333 Western Circle
 Zip code: 06119
 Phone: 401-555-3534

G Look at the numbers. Write the information in the chart.

2945 Broadway	916-555-2386	415-555-7869	72643
800-555-2675	9235 Sundry Way	98724	8 Palm Circle
213-555-5761	78231	9921 Johnson Street	23145

Address	Zip code	Phone
2945 Broadway		

H Write the numbers. Say the numbers to your partner. Listen and write your partner's numbers.

	You	Your partner
1. The number of people in your family	_____	_____
2. Your phone number	_____	_____
3. Your address	_____	_____
4. Your zip code	_____	_____

LESSON **3**

Classroom talk

GOAL ➤ Follow classroom instructions




A Write the words under the pictures.

listen read speak write

1.



3.



2.



4.



B Listen and point to the correct picture.

CD 1
TR 9

C Complete the instructions. Use the words from the box in Exercise A.

EXAMPLE: _____ Write _____ your name on the paper.

1. _____ to the CD and repeat.
2. _____ your answers on the board.
3. _____ the story and answer the questions.
4. _____ with your partner about the picture.



D Match the sentences with the pictures. Write the letter.


 d 1. Please stand up.



 2. Please read.




 3. Please sit down.



 4. Please take out a sheet of paper.

 5. Please open your book.



 6. Please listen carefully.

 7. Please write.



 8. Please help Juana.



E Listen and follow the instructions.

CD 1
TR 10-11

F

Read the conversation.

Teacher: Please open your books to page fifteen.

Student: What page?

Teacher: Page fifteen. That's one, five.

Student: Thank you.

G

Practice with a partner.

Student B's book is closed.

Student A says:

1. Please open your book to page six.
2. Please open your book to page fourteen.
3. Please open your book to page sixteen.
4. Please open your book to page eight.
5. Please open your book to page nine.
6. Please open your book to page twenty.

H

Practice with a partner.

Student A's book is closed.

Student B says:

1. Please open your book to page three.
2. Please open your book to page twelve.
3. Please open your book to page eleven.
4. Please open your book to page four.
5. Please open your book to page seventeen.
6. Please open your book to page nineteen.

I

Give instructions to a partner.

1. Please stand up.
2. Please take out your book and open to page fifteen.
3. Please sit down.
4. Please write my name on a sheet of paper.
5. Please read my name.



My Dictionary

Make flash cards to improve your vocabulary.

1. Choose four new words from this unit.
2. Write each word on an index card or on a sheet of paper.
3. On the back of the index card or paper, draw a picture, find and write a sentence from the book with the word, and write the page number.
4. Study the words.

phone



Learner Log

Circle how well you learned each item and write the page number where you learned it.

1. I can say *I'm* _____ (your name).
Yes Maybe No Page _____
2. I can say *hello, hi*, and other greetings.
Yes Maybe No Page _____
3. I can say and write phone numbers, addresses, and zip codes.
Yes Maybe No Page _____
4. I can follow instructions.
Yes Maybe No Page _____

Rank what you like to do best from 1 to 6. 1 is your favorite activity. Your teacher will help you.

- _____ Practice listening
 _____ Practice speaking
 _____ Practice reading
 _____ Practice writing
 _____ Learn new words
 _____ Learn grammar

In the next unit, I want to practice more

CONTENTS

Theme

Unit and Page Number

Goals

Lesson

Grammar

Basic Communication

Pre-Unit
Welcome to Our Class
Page P1

- Greet your friends
- Say and write numbers
- Follow classroom instructions

- Hello!
- What's your number?
- Classroom talk

- ◇ Contractions : *I'm*
- ◇ Be verb
- ◇ Imperatives

1
Talking with Others
Page 1

- Give personal information
- Describe people
- Describe family relationships
- Express preferences
- Plan a study schedule

- Where are you from?
- What does he look like?
- Roberto's family
- I like sports and music.
- When do you study?

- Simple present: *be*
- *His/her*
- Simple present: *have*
- Adjective order
- Simple present: *like*
- *From ... to...*

2
Let's Go Shopping!
Page 21

- Identify places to make purchases
- Make purchases
- Identify articles of clothing
- Describe clothing
- Describe items in a store

- Shopping
- Van's purchases
- Buying new clothes
- What color is your shirt?
- A large TV or a small TV?

- △ Simple present: *shop*
- Questions and answers with *be*
- ◇ Singular and plural nouns
- ◇ Possessive adjectives
- Adjectives
- △ Simple present: *want*

Consumer Economics

3
Food
Page 41

- Identify common meals and foods
- Interpret food advertisements
- Express needs
- Compare prices
- Place orders

- What's for lunch?
- It's in the newspaper.
- What do we need?
- What's cheaper?
- Buying lunch

- ◇ Simple present: *like*
- ◇ *How much is...? / How much are...?*
- △ Simple present
- Comparative adjectives
- Yes/No questions and answers

4
Housing
Page 61

- Identify types of housing
- Describe parts of a home
- Interpret classified ads
- Use the telephone and make appointments
- Identify furniture in a house

- A house or an apartment?
- Does it have a yard?
- Look in the newspaper.
- When can I see it?
- Where do you want the sofa?

- △ Simple present: *live*
- *a/an*
- △ Simple present: *have*
- △ Yes/No questions
- Present continuous
- Prepositions of location

CONTENTS

Theme	Unit and Page Number	Goals	Lesson	Grammar
Community Resources	5 Our Community Page 81	<ul style="list-style-type: none"> Identify locations and services Give and follow street directions Give and follow directions in a mall Leave phone messages Write a message on a postcard 	<ul style="list-style-type: none"> Places and services Where is City Hall? Let's go to the mall! Please call. Dear Mom 	<ul style="list-style-type: none"> ◇ Imperatives ◇ <i>in/on</i> ◇ Prepositions of location • Questions with <i>can</i> △ Present continuous • Adverbs of frequency △ Simple present
Health	6 Health and Fitness Page 101	<ul style="list-style-type: none"> Identify parts of the body Identify illnesses and health problems Give advice Ask for information at a hospital Describe healthy and unhealthy practices 	<ul style="list-style-type: none"> Parts of the body What's the problem? What should I do? There's an emergency! Staying healthy 	<ul style="list-style-type: none"> △ Simple present • Simple present and negative: <i>have</i> • Modal: <i>should</i> △ Prepositions of location ◇ Question words • Infinitives
Occupational Knowledge	7 Working on It Page 121	<ul style="list-style-type: none"> Identify common occupations Interpret classified ads Write your job history Perform a job interview Interpret performance reviews 	<ul style="list-style-type: none"> What's your job? Job hunting What was your job before? A job interview He's a good worker. 	<ul style="list-style-type: none"> △ Simple present △ Negative simple present △ Modal: <i>can</i> • Simple past • Simple past: <i>be</i> △ Simple present: <i>be</i> △ Adverbs of frequency
Lifelong Learning	8 People and Learning Page 141	<ul style="list-style-type: none"> Evaluate study habits Organize study Identify learning opportunities Identify work preferences Develop goals 	<ul style="list-style-type: none"> How are your study habits? Staying organized Schools in the United States Choosing the right job Making goals 	<ul style="list-style-type: none"> △ Past tense: regular and irregular verbs △ Modal: <i>can</i> △ Modal: <i>should</i> • Verb + infinitive • Verb + noun • Future: <i>going to</i> and <i>will</i>
Appendices	Glossary 1 Page 161 Glossary 2 Page 176 Irregular Verb List Page 189 Useful Words Page 190 Grammar Reference Page 191 Listening Scripts Page 196 Photo Credits Page 204			

• Grammar points that are explicitly taught

◇ Grammar points that are presented in context

△ Grammar points that are being recycled



GOALS

- Give personal information
- Describe people
- Describe family relationships
- Express preferences
- Plan a study schedule

LESSON **1**

Where are you from?

GOAL ➤ Give personal information



Where is Roberto from?

A Read about Roberto.

My name is Roberto Garcia. I'm a new student in this school. I'm from Mexico City, Mexico. I'm 43 years old and I'm married. I'm very happy in my new class.

B Write the underlined words from Exercise A on the correct line.

Name: Roberto Garcia

Country: _____

Age: _____

Marital status: _____