

外研社点读书

朗文
外研社

新概念英语

NEW CONCEPT ENGLISH

2

New Edition 新版

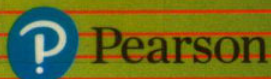


(英) 亚历山大 (L. G. ALEXANDER) 何其莘 著



Practice
& Progress
实践与进步

外语教学与研究出版社
FOREIGN LANGUAGE TEACHING AND RESEARCH PRESS



本书采用高科技数字出版技术，内嵌将近40小时的数码录音，内容涵盖全文朗读、语法精讲、练习解答。配合点读笔使用，可成为您学习《新概念英语》的随身家教。

朗文
外研社 **新概念英语** (新版)
NEW CONCEPT ENGLISH (New Edition)

2

新版本新在何处？

《新概念英语》是世界闻名的英语教程。本版是该书出版30年来经作者亲自修订的唯一新版。这套经典教材通过完整的英语学习体系，帮助学生掌握英语的4项基本技能——听、说、读、写，使学生能在学习中最大限度地发挥自己的潜能。

新版除保留原版的精华外，又增加了以下重要特色：

- 专为中国的英语学习人士而改编，根据中国读者的需要增添了词汇表、课文注释、练习讲解和课文的参考译文；
- 剔除了所有过时内容，其中过时的课文由新课文取代，并配以全新的练习和插图；
- 对原有教学法进行调整，更利于学生加强交际能力；
- 内容更简洁精练，取消过去单独出版的繁琐补充材料，将其精华纳入主要教材；
- 版面加大，方便翻阅；每课书相对独立，以利课堂教学。



亚历山大

(L. G. Alexander)

L. G. Alexander, 世界著名的英语教学权威，曾任欧洲现代语言教学委员会理事。其著作作为交际教学法奠定基础，其中一些如 *NCE* 和 *Follow Me* 已成经典教材。




何其莘

何其莘博士，现任北京外国语大学副校长、英美文学教授、博士生导师。著有《英国文艺复兴时期文学史》、《英国戏剧选读》和 *Listen to This* 等。

本书将传统出版和数字出版技术相结合，在原《新概念英语》基础上，将长达近40个小时的数码录音利用高科技编码印嵌于本书的字里行间，使用时只需用配套的点读笔轻轻点击书中的文字或图片，就能听到相应的声音。本书包含的声音内容涵盖了课文的全文朗读、语法精讲和练习解答，收录了学生用书的全部配套声音。上述内容均取材于外研社出版的权威教材和配套教辅，并专门针对点读书进行了特别的编加设计，能够满足英语学习者多样化、个性化的学习需求。



记载人类文明
沟通世界文化
www.fltrp.com



本书配合点读笔使用，可成为您学习《新概念英语》的随身家教。点读声音文件下载地址：
www.viaton.com.cn



定价：69.00元

欢迎登录《新概念英语》官方教学网站

www.ncehome.com

朗文
外研社

新概念英语

NEW CONCEPT ENGLISH

New Edition 新版

Practice & Progress
实践与进步

2

(英) 亚历山大 (L. G. ALEXANDER) 何其莘 著

外语教学与研究出版社

FOREIGN LANGUAGE TEACHING AND RESEARCH PRESS

北京 BEIJING



京权图字：01-2004-4973

图书在版编目 (CIP) 数据

朗文·外研社新概念英语 (新版) 2 外研社点读书：实践与进步 / (英) 亚历山大 (L. G. ALEXANDER), 何其莘著. — 北京：外语教学与研究出版社, 2018.6

ISBN 978-7-5213-0138-0


I. ①朗… II. ①亚… ②何… III. ①英语—自学参考资料 IV. ①H31

中国版本图书馆 CIP 数据核字 (2018) 第 145985 号

出版人 徐建忠
责任编辑 杨 岚
责任校对 赵 婧
出版发行 外语教学与研究出版社
社 址 北京市西三环北路 19 号 (100089)
网 址 <http://www.fltrp.com>
印 刷 北京联兴盛业印刷股份有限公司
开 本 787×1092 1/16
印 张 30
版 次 2018 年 12 月第 1 版 2018 年 12 月第 1 次印刷
书 号 ISBN 978-7-5213-0138-0
定 价 69.00 元

购书咨询：(010) 88819926 电子邮箱：club@fltrp.com
外研书店：<https://waiyants.tmall.com>
凡印刷、装订质量问题，请联系我社印制部
联系电话：(010) 61207896 电子邮箱：zhijian@fltrp.com
凡侵权、盗版书籍线索，请联系我社法律事务部
举报电话：(010) 88817519 电子邮箱：banquan@fltrp.com
法律顾问：立方律师事务所 刘旭东律师
中咨律师事务所 殷 斌律师
物料号：301380001

外语教学与研究出版社
FLTRP LINGUISTICS TEACHING RESEARCH PUBLISHING
301380001



朗文
外研社 新概念英语 (新版)

NEW CONCEPT ENGLISH (New Edition)

PRACTICE AND PROGRESS *Students' Book* 实践与进步 学生用书 2

English edition © L.G. Alexander 1967

Original English material © Addison Wesley Longman Ltd. 1997

This revised edition of New Concept English with the addition of Chinese material is published by arrangement with Addison Wesley Longman Limited, London and Longman Asia Limited, Hong Kong.

Licensed for sale in the mainland territory of the People's Republic of China only

This simplified Chinese characters edition first published in 1997 jointly by Foreign Language Teaching and Research Press and Longman Asia Ltd.

All rights reserved. No part of this publication may be reproduced, stored in a retrieval system, or transmitted in any form or by any means, electronic, mechanical, photocopying, recording, or otherwise, without the prior written permission of the Publishers.

双语版出版人: 沈维贤

合作出版人: 李朋义

合作编著者: 亚历山大 (L.G. Alexander), 何其莘

策划编辑: 赵嘉文, 蔡女良

项目编辑: (朗文) 王德厚, 梅丹心; (外研社) 孙蓓, 任小玫

封面设计: 梁若基

外语教学与研究出版社 联合出版
朗文出版亚洲有限公司

本书任何部分之文字及图片, 如未获得本社之书面同意, 不得用任何方式抄袭、节录或翻印。

本简体字版只供在中华人民共和国内地销售。

凡属合法出版之本书, 封面均贴有防伪标贴;

凡无防伪标贴者均属未经授权之版本,

本书出版者及原版权持有者将予以追究。

What's new in this edition?

This is the only new edition ever to be undertaken since *NCE* was originally published. The classic course continues to provide a complete and well-tried system for learning English, enabling students to reach their maximum potential in the four primary skills of understanding, speaking, reading and writing. The sound basic principles which made *NCE* a world-famous course have been retained. However, the following important features have been introduced in the new edition:

- All topical references in the texts and exercises have been brought up to date.
- All outdated texts have been completely replaced and accompanied by new exercises and new artwork.
- The original methodology has been modified to improve communication skills, with active training in listening comprehension right from the very first lesson.
- Drills and written exercises, previously published separately as supplementary materials, have been incorporated into the main coursebooks.
- The following features have been added to help Chinese learners of English: Bi-lingual vocabulary lists; notes in Chinese on texts and exercises and suggested translations of the texts.
- The pages have been enlarged and, where possible, are self-contained, so that lessons are easy to conduct.

本版本有什么新内容?

本版是《新概念英语》首次出版以来第一次推出的新版本。这套经典教材一如既往地向读者提供一个完整的、经过实践检验的英语学习体系,使学生有可能在英语的4项基本技能——理解、口语、阅读和写作——方面最大限度地发挥自己的潜能。新版本保留了《新概念英语》得以成为世界闻名英语教程的一整套基本原则,同时又包含了以下重要特色:

- 所有课文和练习中有关时事的内容都已更新。
- 所有过时的课文都已更换,由新课文和配套的新练习、新插图取代。
- 原有的教学法经过调整,以利于提高学生的交际能力。从第一课开始就安排了有效的听力训练。
- 教材更简洁精炼,过去作为补充材料单独出版的句型训练和笔头练习均已取消,其精华纳入主干教程。
- 为了帮助中国的英语学习者,新版增加了英汉对照词汇表、课文注释、简短的练习讲解和课文的参考译文。
- 版面加大,在可能情况下,每课书相对独立,以方便课堂教学。

To the teacher and student

Language learning at the pre-intermediate level

General principles

Traditional methods of learning a foreign language die hard. As long ago as 1921, Dr. Harold Palmer pointed out the important difference between understanding how a language works and learning how to use it. Since that time, a great many effective techniques have been developed to enable students to learn a foreign language. In the light of intensive modern research, no one would seriously question the basic principles that have evolved since Palmer's day, though there is considerable disagreement about how these principles can best be implemented. Despite the great progress that has been made, teachers in many parts of the world still cling to old-fashioned methods and to some extent perpetuate the systems by which they themselves learnt a foreign language. It may, therefore, not be out of place to restate some basic principles and to discuss briefly how they can best be put into effect in the classroom.

Learning a language is not a matter of acquiring a set of rules and building up a large vocabulary. The teacher's efforts should not be directed at informing his students about a language, but at enabling them to use it. A student's mastery of a language is ultimately measured by how well he can use it, not by how much he knows about it. In this respect, learning a language has much in common with learning a musical instrument. The drills and exercises a student does have one end in sight: to enable him to become a skilled performer. A student who has learnt a lot of grammar but who cannot *use* a language is in the position of a pianist who has learnt a lot about harmony but cannot play the piano. The student's command of a language will therefore be judged not by how much he knows, but how well he can perform in public.

In order to become a skilled performer, the student must become proficient at using the units of a language. And the unit of a language is not, as was once commonly supposed, the word, but the sentence. Learning words irrespective of their function can be a waste of time, for not all words are equal. We must draw a distinction between *structural* words and *lexical* items. Words like *I, you, he, etc.* are *structural*. Their use can be closely defined; they are part of a grammatical system. Words like *tree, plant, flower, etc.* are purely *lexical* items and in no way part of a grammatical system. From the learner's point of view, skill in handling structural words is the key to mastering a language, for the meaning that is conveyed in sentence-patterns depends largely on the function of the structural words that hold them together.

It is possible, though this has yet to be proved scientifically, that every student of a foreign language has what might be called a 'language ceiling', a point beyond which he cannot improve very much. If we accept this supposition, our aim must be to enable every student to learn as much as he is capable of learning in the most efficient way. The old-fashioned translation and grammar-rule methods are extremely wasteful

and inefficient, for the student is actually encouraged to make mistakes: he is asked to perform skills before he is adequately prepared. Teachers who use such methods unwittingly create the very problems they seek to avoid. At some point in the course their students inevitably become incapable of going *on*: they have to go *back*. They have become remedial students and the teacher is faced with the problem of remedying what has been incorrectly learnt. No approach could be more ineffective, wasteful and inefficient.

The student should be trained to learn by making as few mistakes as possible. He should never be required to do anything which is beyond his capacity. A well-designed course is one which takes into account what might be called the student's 'state of readiness': the point where he can proceed from easy to difficult. If the student is to make the most of his abilities, he must be trained to adopt correct learning habits.

What has to be learnt

The student must be trained adequately in all four basic language skills: *understanding, speaking, reading* and *writing*. In many classroom courses the emphasis is wholly on the written language. The student is trained to use his eyes instead of his ears and his inability to achieve anything like correct pronunciation, stress and intonation must be attributed largely to the tyranny of the printed word. If the teacher is to train his students in all four skills, he must make efficient use of the time at his disposal. Efficiency presupposes the adoption of classroom procedures which will yield the best results in the quickest possible time. The following order of presentation must be taken as axiomatic:

Nothing should be spoken before it has been heard.

Nothing should be read before it has been spoken.

Nothing should be written before it has been read.

Speaking and writing are the most important of these skills, since to some extent they presuppose the other two.

Learning to speak

The traditional 'conversation lesson' is of no value at all if the student is not ready for it. It is impossible for any student at the post-elementary level to take part in discussions on topics like 'The cinema today', for his ideas quite outstrip his capacity for expressing them. The student must first be trained to use patterns in carefully graded aural/oral drills. Only in this way will he finally learn to speak.

Before considering how this can be done, it should be noted that the patterns in a language fall into two distinct categories: *progressive* and *static*. For instance, learning how to answer and to ask questions involves the use of *progressive* patterns. They are *progressive* because the student's skill in handling these complex forms must be developed over a long period, beginning with a simple response like 'Yes, it is' and culminating in complex responses like 'Yes, I should, shouldn't I'. A *static* pattern, on the other hand, like the comparison of adjectives can be taught in a limited number of lessons, not over a long period.

Progressive patterns should be practised through comprehension exercises which require the student to answer and to ask questions which become increasingly complex as the course proceeds. The student should

be trained to give tag answers; make negative and affirmative statements to answer double questions joined by *or*; answer general questions which begin with question-words like *When, Where, How*, etc.; and at each stage, the student should be trained to ask questions himself. It is obvious that these skills cannot be dealt with in one or two lessons: the student requires practice of this kind in *every* lesson.

At the same time, static patterns should be practised by means of drills which make use of language-laboratory techniques. In each of these drills, the teacher seeks to elicit a particular kind of response. He provides the student with a stimulus to elicit the new pattern in a series of oral drills until the student is able to respond accurately and automatically.

Students may also be trained to speak through oral composition exercises where they are required to reproduce orally a passage of English they are familiar with. At the outset, the student should practise reproducing narrative and descriptive pieces. At a much later stage, he will practise reproducing the substance of an argument. When he can do this well, he will be in a position to converse on set topics which deal with abstract ideas. By this time he will be able to express himself with confidence and will make relatively few mistakes.

The techniques used in speech training at the pre-intermediate level may be summarized as follows:

Drilling in progressive patterns.

Drilling in static patterns.

Practice in oral composition.

Learning to write

The same sort of careful grading is required when we attempt to teach students to write. We must again begin with the simplest form of statement. Students are all too often plunged into composition work long before they are ready for it. At some point in a course, the teacher may decide that it is time his students attempted to write a composition, so he sets a short narrative or descriptive piece and hopes for the best. This is a random, hit-or-miss method which creates enormous remedial problems and produces disastrous results. If a student's sole experience of written English has been to fill in blank spaces in tailor-made sentences, it is wildly unreasonable to spring a composition subject on him and then expect him to produce correct and readable prose. As with premature discussions on set topics, all we are doing is to encourage him to make mistakes. And it is no good hoping that after a few years of this (involving massive correction on the part of the teacher) the student will somehow improve on his own. Very few students are sufficiently conscientious or highly motivated to examine in detail their own corrected written work. Even if they did, there is absolutely no guarantee that they will not go on making the same mistakes. Writing skill can best be developed through carefully controlled and graded comprehension/summary writing exercises. Summary writing is not a sterile academic exercise useful only for examination purposes. It can be used effectively to develop a student's writing ability. At the pre-intermediate stage, the student must learn

how to write simple, compound, and complex sentences and to connect ideas from notes. Controlled summary writing will enable the student to master each of these difficulties and bring him to a point where he will be capable of writing a composition with a minimum of error.

The main stages in training the student in the written language at the pre-intermediate level may be summarized as follows:

Practice in writing simple sentences through controlled comprehension exercises.

Practice in writing compound sentences through controlled comprehension exercises.

Practice in writing complex sentences through controlled comprehension exercises.

Practice in connecting ideas from notes that have been provided.

The teaching of grammar

In traditional textbooks, all information about sentence patterns is presented in the form of 'rules' which the student applies in a series of disconnected sentences by filling in blank spaces, or by giving the correct form of words in brackets. It has become abundantly clear that this approach to language-learning is highly ineffective. It encourages the teacher to talk *about* the language, instead of training his students to use it. The emphasis is on written exercises. The greatest weakness in this approach is that the student cannot transfer what he has learnt from abstract exercises of this kind to other language skills like understanding, speaking and creative writing.

A new pattern should not be presented as the exemplification of some abstract grammar-rule, but as a *way of saying something*. No further explanation or elucidation is necessary. The student is trained to use correct forms automatically, rather than by applying 'grammar logic'. Where explanation is necessary, it can be done by relating a new pattern to one that has already been learnt. If, for instance, the student has learnt the use of 'must', he can be taught the use of 'have to' by being made to see a meaningful relationship between the two.

Students working at the pre-intermediate level may be given exercises in recall, that is, relating language difficulties to a particular context they know well. In this way they will be trained to use correct forms instinctively. The teacher is, incidentally, saved the trouble of correcting exercises, since, for the most part, the passages do this for him.

Traditional filling-in-the-blank exercises still have a place in a modern course, but with one important difference: they should not be used as a means of teaching new patterns, but as a means of consolidating what has been learnt. They are an end, not a means to an end. In this respect, they are extremely useful in tests and can be employed for diagnostic purposes or to enable the teacher to assess terminal behaviour.

The multi-purpose text

In order to do all the exercises outlined above, the student must work from specially-written texts. Each text must be used to train the student in the following skills:

Listening comprehension.

Oral practice (*progressive* and *static* patterns).

Reading aloud.

Oral composition.

Dictation.

Controlled comprehension, summary writing and composition practice (simple, compound and complex sentences).

Written grammar exercises in recall.

We might call these specially-written passages *multi-purpose texts*, since they are used as the basis for a variety of exercises which aim at developing a number of skills simultaneously.

If these texts are to be suitable for so many purposes, they must be specially devised. The new patterns that are to be taught must be *contextualized*, that is, they must be built into each text. These reiterated patterns should be unobtrusive: their use should strike the listener as being inevitable rather than artificially superimposed. There is also another very important requirement: the texts must be interesting or amusing so that they will entertain the student, hold his attention, and minimize the inevitable drudgery involved in drill work. If the texts are accompanied by illustrations, they will be even more appealing. At the beginner's level, illustrations are more functional than decorative. At this level, the reverse is true: the pre-intermediate stage marks a transition from audio-visual techniques to audio-lingual ones.

Speed and intensity

Traditional courses are often divided into 'lessons', but these 'lessons' do not take into account what can be done in an average teaching period of forty-five minutes or an hour. They simply consist of 'an amount of information' and may run on for a great many pages. In the classroom, one of these 'lessons' might drag on for weeks because so much has to be done.

A lesson must be precisely what the word implies: an amount of material that can reasonably be covered in a teaching period, possibly with additional material which can be done as homework. In other words, a lesson must be considered as a unit of instruction and no more. Now it is extremely difficult for the course designer to decide what can be done in an average period. Obviously a class of bright students will cover more ground than a class of less able ones. This problem can be overcome if the lesson contains material which can be omitted at the discretion of the teacher, providing that these omissions do not hamper the students' progress.

Levels

For purely practical purposes, students attending language schools have to be classified in terms of knowledge and achievement. It might be worth noting that a full-scale course would resolve itself into three parts, each of which would consist of two stages:

Stage 1: Pre-elementary level.
Elementary level.

Stage 2: Pre-intermediate level.
Intermediate level.

Stage 3: Pre-advanced level.
Advanced level.

About this course

From theory to practice: basic aims

This course attempts to put into practice all the theories about language learning outlined above. Briefly, the aims may be stated as follows:

- 1 To provide a comprehensive course for post-elementary adult or secondary students. The course contains sufficient material for about one and a half academic years' work. It is assumed that the student will receive about four hours' instruction each week i.e. four one-hour lessons on four separate occasions, or two 'double periods' each consisting of two hours or ninety minutes. If we take the academic year to consist of thirty-six weeks, there will be sufficient material in this course for fifty-four weeks' work. The student will receive most of his training in the classroom and will be required to do a little extra work in his own time.
- 2 To train the student in all four skills: *understanding*, *speaking*, *reading*, and *writing* — in that order. In this respect, the course sets out to do two things: to provide material which will be suitable for aural/oral practice and which can at the same time be used to train the student systematically to write English.
- 3 To provide the student with a book which will enable him to *use* the language.
- 4 To provide the teacher with well-co-ordinated and graded material which will enable him to conduct each lesson with a minimum of preparation. As many of the exercises are 'self-correcting', the teacher will, incidentally, be relieved of the arduous task of correcting a great many written exercises.
- 5 To enable the teacher and the student to work entirely from a single volume without the need for additional 'practice books'.
- 6 To prepare the ground for students who might, at some future date, wish to sit for academic examinations like the Cambridge First Certificate. This aim must be regarded as coincidental to the main purpose of training students in the four language skills.
- 7 To provide the teacher and student with recorded material which can be used in the classroom and at home. It must be emphasized, however, that this is in no way a full-scale self-study course. It is essentially a classroom course, with taped material that can be used at home. The recorded drills supplement work done in the classroom.

For whom the course is intended

This course should be found suitable for:

- 1 Adult or secondary students who have completed *First Things First*: an integrated course for beginners, or who have completed *any* other elementary course.
- 2 Students in need of remedial work: e.g. students who did English at school and now wish to take it up again; students who have begun English several times and never got beyond the point of no return.
- 3 Schools and Language Institutes where 'wastage' caused by irregular attendance and late starters is a problem. The course is so designed that it will enable hard-pressed or erratic students to catch up on work they have missed.
- 4 Post-elementary students who wish to study on their own.

How much knowledge has been assumed

The material in *First Things First*, the beginners' course which precedes this one, has been designed to 'overlap' this course. Students who have completed it will have no difficulty whatever in continuing where they left off.

Students who have learnt English from other elementary courses and now wish to continue their studies with this course should have a fair working knowledge of the structures listed below. The list may look formidable, but close inspection will reveal that there is nothing in it that would not be found in the average elementary course. In any case, most of the knowledge that has been assumed is revised in the course itself.

It should be noted that a distinction has been drawn in the list between *active* and *passive* knowledge. A student has *active* command of a pattern if he can use it in speech or writing. He has *passive* command of a pattern if he can understand it when he hears or reads it, but is, as yet, incapable of using it. In the list below, this distinction is drawn by the following designations: ability to recognize and to form (*active* knowledge); ability to recognize (*passive* knowledge).

Assumed knowledge

- 1 Elementary uses of the verbs *be* and *have* in the present and past.
- 2 The present continuous: ability to recognize and to form.
- 3 The simple present: ability to recognize; to form with *-s*, *-es*, or *-ies* in the third person.
- 4 The simple past: ability to recognize and to form with common regular and irregular verbs.
- 5 The past continuous: ability to recognize.
- 6 The present perfect (Simple): ability to recognize.
- 7 The past perfect: ability to recognize.
- 8 The future: ability to recognize and to form with *going to*, *shall* and *will*.
- 9 Auxiliary verbs: elementary uses of *can*, *may* and *must*. The ability to recognize the forms *could*, *might* and *would*.
- 10 The ability to form *questions* and *negatives* with auxiliary verbs including *do/does* and *did*. The use of interrogative pronouns and adverbs.
- 11 The ability to answer questions beginning with auxiliary verbs and question words.
- 12 Adverbs: ability to form with *-ly* and *-ily*. The ability to recognize exceptions like *well*, *hard* and *fast*.
- 13 Articles: definite and indefinite. Elementary uses of *a/an* and *the*. The use of *some*, *any*, *no*, *much*, *many*, *a lot of* with countable and uncountable nouns.
- 14 Nouns: the ability to form the plural with *-s*, *-es*, *-ves*; common irregular plurals: *men*, *women*, *children*, *teeth*, etc.
- 15 Pronouns: personal, possessive, reflexive. Apostrophe 's' ('s).
- 16 Adjectives: elementary uses. Regular comparison; irregular comparison: *good*, *bad*, *much/many* and *little*.
- 17 Prepositions: the use of common prepositions of *place*, *time* and *direction*.

- 18 Relative pronouns: the ability to recognize and to use *who/whom*, *which* and *that*.

Miscellaneous features

- 19 This/that; these/those.
20 Elided forms: it's, I'm, isn't, didn't, etc.
21 There is/it is; there are/they are.
22 The imperative.
23 The days of the week, dates, seasons, numbers, points of time (today, yesterday, tomorrow, etc.).
24 Telling the time.

The components of the course

The course consists of the following:

- One students' book (to be used by teachers and students in class, or by students working on their own).
- One teacher's book (for use in the classroom by teachers).
- A set of cassettes, on which the multi-purpose texts have been recorded.
- Another set of cassettes, on which 'Repetition drill' in the Teacher's Book has been recorded.

A description of the course

General arrangement of material

This course is divided into four Units each of which is preceded by a searching test. Each Unit consists of twenty-four passages which become longer and more complex as the course progresses. Detailed instructions to the student, together with worked examples, precede each Unit.

The passages are multi-purpose texts. Each passage will be used to train the student in the following: aural comprehension; oral practice (*progressive* and *static* patterns); reading aloud; oral composition; dictation; controlled comprehension, summary writing and composition practice (simple, compound and complex sentences); written grammar exercises in recall.

Instructions and worked examples

These precede each Unit and should be read very carefully. The successful completion of this course depends entirely on the student's ability to carry out the instructions given.

Pre-unit tests

A searching test, based on material already studied, precedes each Unit. This will make it possible for students to find their own level and enable them to begin at any point in the book. At the same time, the student who works through the course systematically from beginning to end is not expected to make too sudden a jump between Units. The tests should enable the teacher to assess how much the students have learnt. If they are found to be too long, they should be divided into manageable compartments.

The passages

An attempt has been made to provide the student with passages which are

as interesting and as varied in subject-matter as possible. Each passage contains examples of the language patterns the student is expected to master. It will also be used as the basis for all aural/oral and written work. The approximate length of the passages in each Unit is as follows:

- Unit 1:* 100 words.
- Unit 2:* 140 words.
- Unit 3:* 160 words.
- Unit 4:* 180 words.

Oral exercises

Oral exercises are not included in the book itself and must be supplied by the teacher. They may be along the lines suggested in the section on *How to use this course*.

Summary writing

The aim has been to train the student to make statements which are based directly on the passages he has read. The student is required to derive specific information from each passage (comprehension) which he will put together to form a paragraph (summary). The amount of help he is given to do this gradually diminishes. In these exercises, the student will incidentally gain a great deal of experience in coping with one of the biggest difficulties in English: word order. Here is a brief outline of what is required in each Unit:

Unit 1: The passages contain mainly compound sentences. The comprehension questions have been designed to elicit *simple* statements which will be put together to form a summary and composition.

Unit 2: The passages contain mainly complex sentences (though not necessarily difficult ones) and the comprehension questions are designed to elicit *simple* and *compound* statements. These will be put together to form a summary of the passage.

Unit 3: The comprehension questions are designed to elicit *simple*, *compound* and *complex* statements. These will be put together to form a summary.

Unit 4: The student will practise writing all three types of statement by using connecting words to join ideas. The ideas are derived from each passage and will be joined together to form a summary.

Composition

Composition exercises, which are introduced in Unit 2, run closely parallel to work that is being done in summary writing. From Unit 3 onwards, these exercises are based on ideas suggested by the passages. This will relieve the student of the added burden of having to find something to say when he is struggling to express himself. The arrangement is as follows:

Unit 2: Exercises in writing compound statements.

a Passages 25–36: selecting correct verbs and joining words.

b Passages 37–48: joining simple statements to make compound statements.

Unit 3: Alternating exercises.

a Joining ideas to make compound or complex statements.

b Joining simple statements to make compound or complex statements.

Unit 4: Joining ideas to write two short paragraphs (a total of about 150 words).

Letter writing

Work in letter writing is begun in Unit 2 and difficulties concerning layout and subject-matter are introduced gradually. This course deals with personal letters only. The exercises have been graded as follows:

Unit 2: The Heading.

Unit 3: The Salutation and the opening paragraph.

Unit 4: The Body, the Subscription, the Signature and the Postscript.

Key structures and Special difficulties

A distinction has been drawn between absolutely essential grammar (Key structures) and difficulties in usage (Special difficulties). No attempt has been made to deal with every aspect of grammar. All information about Key structures and Special difficulties is derived directly from each passage. Grammatical terminology has not been used at all. New items are presented in the form of sentence patterns. Where explanations are necessary, this has been done by relating a new pattern to one which the student already knows and by providing numerous examples, not by abstract description and 'grammar rules'.

Filling-in-the-blank exercises are given to consolidate what the student has already learnt and practised orally. They cannot be used to teach new patterns. There are also numerous exercises in recall where the student is required to relate language difficulties to a passage he knows well. These grammar exercises are presented as part of a real context, not in disconnected sentences. By referring to the passage, the student can find out immediately whether he has grasped the new patterns. The teacher is also saved the trouble of correcting exercises of this type, since, for the most part, the passages do this for him.

The way the Key structures have been arranged is one of the most important features of this course. The Key structures have been presented in what might be called 'concentric cycles', the basic idea being that no new concept should be introduced without reference to what has been learnt so far. This concentric arrangement makes provision for constant revision of the most difficult sentence patterns. The following outline will make this clear:

Unit 1 (Passages 1–24): Key structures are dealt with at an elementary level.

Unit 2 (Passages 25–48): Exactly the same ground is covered at a slightly more difficult level.

Unit 3 (Passages 49–72): The same ground is covered yet again at a still more difficult level.

Unit 4 (Passages 73–96): The Key structures are revised.

Cross-references

Cross-references have been included to enable the student to refer to material he has already learnt and to draw useful comparisons. In the text, cross-references are indicated in the following manners:

1 **KS (= KEY STRUCTURES)**. These letters are followed by a lesson number and sometimes a paragraph reference: e.g. **KS 18b**.

2 **SD (= SPECIAL DIFFICULTIES)**. These letters are also followed by a lesson number and sometimes a paragraph reference: e.g. **SD 20c**.

The tapes

Two sets of tapes accompany the course for use in the classroom and for home study.

1 The first set of cassettes.

On these, the ninety-six multi-purpose texts have been recorded at slightly less than normal speed (120 words per minute). These cassettes are intended for use in the classroom when the teacher is working through the nine steps when presenting each text. However, students studying at home may also make use of these cassettes to improve their listening comprehension.

2 The second set of cassettes.

On these, selected drills have been recorded for use in the classroom or at home. There are ninety-six drills in all, each of which lasts approximately for three and a half minutes. They are intended for teachers to use in the classroom and for students who decide to do the drills on their own with the aid of a cassette player at home.

The drills are three-phase: stimulus/*student response*/correct response. They are based entirely on the Key structures and Special difficulties introduced in each lesson. The vocabulary used in the drills is drawn from the course itself. The tapescript of the drills is included in the Teacher's Book.

Vocabulary range

Structures permitting, the vocabulary in Units 1 and 2 is based largely on the General Service List of English Words, compiled and edited by Dr. Michael West. From then on, the range is unrestricted — within, of course, reasonable limits, and gradually becomes more difficult.