

九年义务教育


ENGLISH

# 初中英语

## 教学简笔画同步训练

(初二)

许秀兰 / 主编



辽宁科学技术出版社

# ENGLISH

初中英语教学简笔画同步训练



装帧设计：庄庆芳

ISBN 7-5381-2348-2



9 787538 123487 >

ISBN 7-5381-2348-2

G · 341 定价：8.70元

编委会名单

顾问 韩宏宇 宋学侠

主编 九年义务教育

副主编 韩健

# 初中英语教学简笔画同步训练

马虹 马文 安玉琢

(初二)

姜秋 秦福荣

许秀兰 主编

初二英语

简笔画同步训练

98

辽

(100011)

辽宁

000.081: 8: 2001 0111 1001 1001: 180.000

1998年11月第1版 1998年11月第1版

辽宁科学技术出版社

夏李: 责任编辑

姜春王: 封面设计

张天玉: 封面设计

张照富: 插图

元 07.8: 价定

000.8-1: 8.000

育修参义学六

# 初中英语简笔画同步训练

(二册)

主编 兰秀兰

## 图书在版编目(CIP)数据

九年义务教育初中英语教学简笔画同步训练:初二/许秀兰主编. —沈阳:辽宁科学技术出版社,1996.11  
ISBN 7-5381-2348-2

I. 九… II. 许… III. 英语课-初中-简笔画-教学参考资料 IV. G633.413

中国版本图书馆 CIP 数据核字(96)第 05899 号

辽宁科学技术出版社出版

(沈阳市和平区北一马路 108 号 邮政编码 110001)

辽宁省新华书店发行 沈阳新华印刷厂印刷

---

开本:787×1092 1/16 印张:8 字数:180,000  
1996 年 11 月第 1 版 1996 年 11 月第 1 次印刷

---

责任编辑:符宁 陈敏 版式设计:李夏  
封面设计:庄庆芳 责任校对:王春茹  
插图:宫照坤

---

印数:1—8,000

定价:8.70 元

# 编委会名单

## Contents


Unit 1	Welcome back!	<b>顾问</b> 韩宏宇 宋学侠	(1)
Unit 2	How do you do?	<b>主编</b> 许秀兰	(3)
Unit 3	Mid-autumn day	<b>副主编</b> 韩 健	(7)
Unit 4	We're going to work on a farm!	<b>编委</b> 许秀兰 韩 健 付 芳	(13)
Unit 5	Working hard	马 虹 马 文 安玉琢	(17)
Unit 6	Shall we go to the park?	姜 颖 秦福荣	(21)
Unit 7	Mainly revision		(25)
Unit 8	Where do you sit?		(29)
Unit 9	Find the right place!		(33)
Unit 10	Home and work		(37)
Unit 11	Keep healthy		(41)
Unit 12	Which is your favourite?		(45)
Unit 13	Where were you born?		(49)
Unit 14	Mainly Revision		(53)
Unit 15	Thanks for the message?		(57)
Unit 16	The seasons of the year		(61)
Unit 17	What's the weather like today?		(65)
Unit 18	Come to the party!		(69)
Unit 19	A weather report.		(75)
Unit 20	What do English people eat?		(77)
Unit 21	Mainly revision		(81)
Unit 22	What a good kind girl!		(85)
Unit 23	You mustn't play on the road!		(89)
Unit 24	What do you have to do?		(93)
Unit 25	The visit to Monkey Island		(97)
Unit 26	A good doctor		(101)
Unit 27	Ling Feng's Diary		(105)
Unit 28	Mainly revision		(109)
参考答案			(113)

# Unit 1 Welcome back!

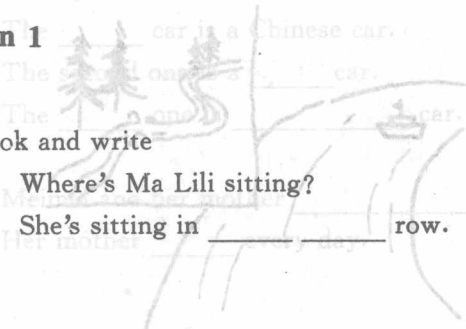
## Contents

Unit 1	Welcome back!	(1)
Unit 2	How do you come to school?	(5)
Unit 3	Mid-autumn day	(7)
Unit 4	We're going to work on a farm!	(13)
Unit 5	Working hard on the farm	(17)
Unit 6	Shall we go to the park?	(21)
Unit 7	Mainly revision	(25)
Unit 8	Where do you sit?	(29)
Unit 9	Find the right place!	(33)
Unit 10	Home and work	(37)
Unit 11	Keep healthy	(41)
Unit 12	Which is your favourite?	(45)
Unit 13	Where were you born?	(49)
Unit 14	Mainly Revision	(53)
Unit 15	Thanks for the message?	(57)
Unit 16	The seasons of the year	(61)
Unit 17	What's the weather Like today?	(65)
Unit 18	Come to the party!	(69)
Unit 19	A weather report.	(73)
Unit 20	What do English people eat?	(77)
Unit 21	Mainly revision	(81)
Unit 22	What a good kind girl!	(85)
Unit 23	You mustn't play on the road!	(89)
Unit 24	What do you have to do?	(93)
Unit 25	The visit to Monkey Island	(97)
Unit 26	A good doctor	(101)
Unit 27	Ling Feng's Diary	(105)
Unit 28	Mainly revision	(109)
参考答案		(113)

Jin: Yes, Mr Wu. Thank you.



Lesson 1



I. look and write

1. Where's Ma Lili sitting?

She's sitting in \_\_\_\_\_ row.



3. Mr Wu is their new teacher.

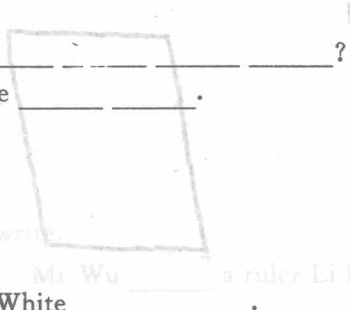
They are his \_\_\_\_\_

2. Look! \_\_\_\_\_ is English.

科目	1	2	3	4
英语				
数学				
语文				

3. What's on \_\_\_\_\_?

There're some \_\_\_\_\_.



李雷 马立立 林兰  
吉姆 王蕾 石平  
朱宇 赵亮

4. Look, think and write.

Mr Wu \_\_\_\_\_ a ruler Li Lei says he

4. Mr and Mrs White \_\_\_\_\_.

II. Look, think and write

Jim: Excuse me.

Mr Wu: Yes?

Jim: May I come in, \_\_\_\_\_? I'm \_\_\_\_\_. I'm \_\_\_\_\_.

Mr Wu: It \_\_\_\_\_ this time. Please come in and sit down. But come to school \_\_\_\_\_.

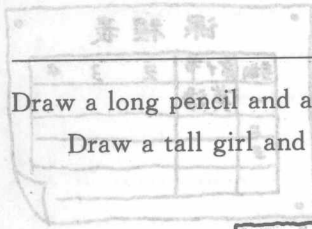
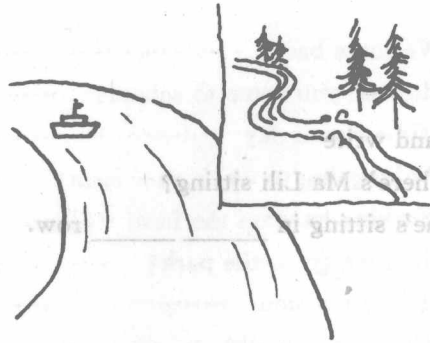

Jim: Yes, Mr Wu. Thank you.



Lesson 2

Unit 1: Welcome back!

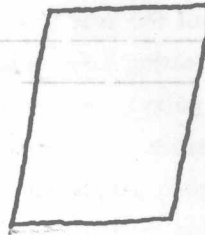
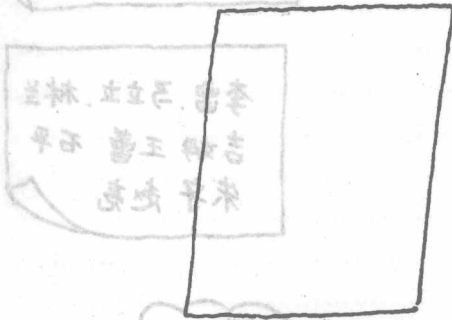
I. Look, say and write.



2. Look! \_\_\_\_\_ is English.


II. Draw a long pencil and a short pencil on the small piece of paper.

Draw a tall girl and a short girl on the big piece of paper.



3. What's on  
There're some \_\_\_\_\_

III. Look, think and make up a dialogue.



Boy:

Girl:




Lesson 3

Unit 2 How do you come to school?

Lesson 4

I. Look, say and write.

- The \_\_\_\_\_ car is a Chinese car.  
The second one is a \_\_\_\_\_ car.  
The \_\_\_\_\_ one is \_\_\_\_\_ car.
- Meimei and her mother \_\_\_\_\_  
Her mother \_\_\_\_\_ every day.
- Mr Wu is their new teacher.  
They are his \_\_\_\_\_.



II. Look, think and write.

Mr Wu \_\_\_\_\_ a ruler Li Lei says he \_\_\_\_\_ one.  
But it's too \_\_\_\_\_. Mr Wu wants to have a \_\_\_\_\_ one. Lucy has one. Mr Wu \_\_\_\_\_ she is Lily.  
\_\_\_\_\_ he says, "Thank you, Lily."  
"Please don't \_\_\_\_\_ me Lily. I'm Lucy. Mr Wu is very sorry, but Lucy says, "It \_\_\_\_\_."



Lesson 4

I. Look and write.

A: What can you see in the picture?

B: I can see \_\_\_\_\_.

A: What're they doing?

B: Oh, the short woman \_\_\_\_\_. The tall man \_\_\_\_\_ and the boys \_\_\_\_\_ under the tree.



II. Look, think and write.

Class: Welcome \_\_\_\_\_ class!

Xiao Ming: Thank you \_\_\_\_\_.

Xiao Lin: Excuse me, Xiao Ming.




Do you have \_\_\_\_\_ ?

Xiao Ming: Sorry, I have only a small piece of paper.

Xiao Lin: It \_\_\_\_\_.

Xiao Ming: Would you like to \_\_\_\_\_ the small one?

Xiao Lin: Yes. I'd \_\_\_\_\_.



Boy:

Girl:

Lesson 5

I. Look, ask and answer.

A: What can you see in the picture?

B: I can see the \_\_\_\_\_.

I can see \_\_\_\_\_, \_\_\_\_\_ and \_\_\_\_\_.

I can see one \_\_\_\_\_.

I can see \_\_\_\_\_, too.




I. Look, think and write.

Child: Mum, I want \_\_\_\_\_

Mum: You can see it, but you can't get it.

Child: What \_\_\_\_\_?

Mum: Oh, my dear. I can't give it to you. All the children have the \_\_\_\_\_ and the \_\_\_\_\_. They are the only things in the world.



# Lesson 6

## Unit 2 How do you come to school?


### I. Look, say and write.

1. The girls usually \_\_\_\_\_ to school.  
They go to school \_\_\_\_\_.

2. Mr King \_\_\_\_\_ to work \_\_\_\_\_.

3. Mrs Smith \_\_\_\_\_ home \_\_\_\_\_.

4. Mr White \_\_\_\_\_ home \_\_\_\_\_ every year.



### I. Look, think and write.

A: Excuse me, Mr Wu.

B: Yes?

A: I'm sorry I'm late.

B: \_\_\_\_\_?




A: By bike. But it is \_\_\_\_\_ on my way to school.

B: It \_\_\_\_\_. Where's Li Hong, do you know?

A: There's \_\_\_\_\_ with one of her \_\_\_\_\_. She can't

\_\_\_\_\_ . She says she comes to school \_\_\_\_\_ to-

day.



Lesson 7

Unit 3 Mid-autumn day

Lesson 8

I. Look, read and write.

Lesson 9

Mr Wu usually goes to work \_\_\_\_\_. His bike is \_\_\_\_\_ today. He comes \_\_\_\_\_. He likes \_\_\_\_\_, \_\_\_\_\_ is bright. The air is \_\_\_\_\_ and \_\_\_\_\_. It's a \_\_\_\_\_ day \_\_\_\_\_ a walk.



I. Look, think and ask.

1. \_\_\_\_\_ Mr Wu usually \_\_\_\_\_? By \_\_\_\_\_ bike.

2. \_\_\_\_\_ Mr King \_\_\_\_\_ by bus or \_\_\_\_\_? She usually \_\_\_\_\_ on foot.

3. \_\_\_\_\_ big. \_\_\_\_\_ Shanghai \_\_\_\_\_? Jim's brother does.

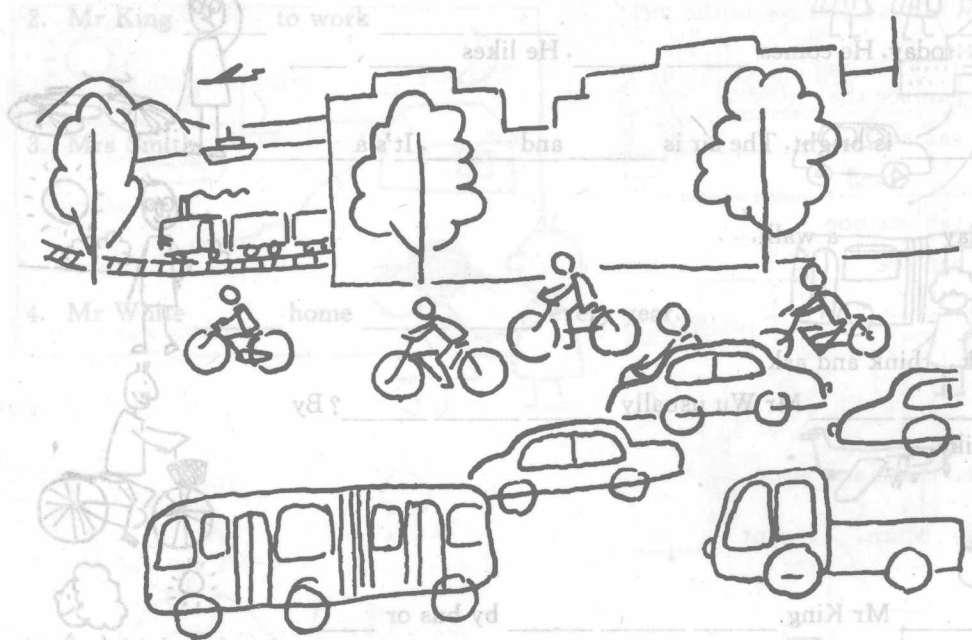
3. Bill \_\_\_\_\_ late. Lucy \_\_\_\_\_ the workers go to work? Sorry, I don't know.

4. The first one is \_\_\_\_\_. The \_\_\_\_\_ one come by car? Only one.



Lesson 8

Look, say and write.



It's a fine day. The air is nice...



A: I'm sorry, late.

B:

What is \_\_\_\_\_ on my way to school.

B: It \_\_\_\_\_ Where's Li Hong, do you know?

A: There's \_\_\_\_\_ with one of her \_\_\_\_\_. She can't

\_\_\_\_\_ She says she comes to school \_\_\_\_\_

day.

Lesson 9

I. Look, read and write.

Tomorrow is Zhong qiu jie. We call it \_\_\_\_\_

that day, we eat \_\_\_\_\_. Lucy doesn't \_\_\_\_\_ mooncakes. So

Han Meimei wants Lucy and Lily to \_\_\_\_\_ to her house. She'd

like them \_\_\_\_\_ her \_\_\_\_\_. Meimei says. "I think you

are \_\_\_\_\_ tomorrow. You \_\_\_\_\_ come. Don't forget!"




II. Look, think and write.

1. The Yellow River \_\_\_\_\_

The Changjiang River \_\_\_\_\_

2. \_\_\_\_\_ big.

Shanghai \_\_\_\_\_



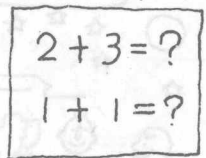
3. Bill \_\_\_\_\_ late.

Lucy \_\_\_\_\_



4. The first one is \_\_\_\_\_.

The \_\_\_\_\_ one \_\_\_\_\_.



# Lesson 10

## I. Look, ask and answer.

1. A: Lucy, \_\_\_\_\_?  
 B: Yes, I'm \_\_\_\_\_ hungry.



2. A: \_\_\_\_\_ one \_\_\_\_\_ these mooncakes?

B: Yes, \_\_\_\_\_.



3. A: \_\_\_\_\_ do you call them mooncakes?

B: Because (因为) they're \_\_\_\_\_, like the \_\_\_\_\_.



## II. Look and write.

1. China is older \_\_\_\_\_.



2. The second room is \_\_\_\_\_ the first one.



3. Mrs Lis baby is \_\_\_\_\_ Mrs King's.



4. Which is \_\_\_\_\_ (fine), the Chinese \_\_\_\_\_ or the American one!



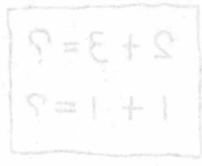
5. Who is \_\_\_\_\_, Lin Shuang or Jim?



## III. Look think and write.



Linlin is \_\_\_\_\_ his family. Dads shoes \_\_\_\_\_  
 \_\_\_\_\_ the three.



Lesson 11


Unit 4 We're going to work on a farm!

Lesson 11

I. Look, say and write.



different kind \_\_\_\_\_ of \_\_\_\_\_



II. Look, think and write.

Mid-Autumn Day usually comes in \_\_\_\_\_ or September. On that day \_\_\_\_\_ eats mooncakes. \_\_\_\_\_ mooncake is a \_\_\_\_\_, round cake. It looks like the \_\_\_\_\_ . There are many different \_\_\_\_\_ of mooncakes. Some have nuts \_\_\_\_\_ them, and some have meat \_\_\_\_\_ eggs. Li Liang likes mooncakes \_\_\_\_\_ meat. The mooncakes \_\_\_\_\_ nuts \_\_\_\_\_ them are \_\_\_\_\_ . People think the \_\_\_\_\_ cakes come \_\_\_\_\_ Guangdong.



\_\_\_\_\_ night, families often stay \_\_\_\_\_ the \_\_\_\_\_ their houses. They \_\_\_\_\_ the moon and \_\_\_\_\_ mooncakes. What \_\_\_\_\_ cakes they are!

