

# IN I E W

## Concept English

1

英汉对照

# 新概念英语

上海外语教育出版社

**NEW CONCEPT ENGLISH**

**FIRST THINGS FIRST** Students' Book  
An Integrated Course for Beginners

**L. G. ALEXANDER**

**新概念英语**（英汉对照）

**入门必读**（附练习答案）

周新 胡浩然译

**上海外语教育出版社**  
Shanghai Foreign Language Education Press

英 汉 对 照  
新 概 念 英 语  
入 门 必 读  
(附练习答案)

(英) L. G. 亚历山大编著  
周 新 胡浩然译

---

上海外语教育出版社印刷出版

(上海西体育会路 119 号)

787×1092 毫米 1/20 9.6 印张 230 千字

1985 年 1 月第 2 版 1985 年 5 月第 2 次印刷

统一书号: 7218·003 定价: 1.25 元

国 内 发 行

## 出 版 说 明

本世纪四十年代后，随着语言理论和外语教学法的发展，英、美、澳等国先后出版了大量英语教材。这些教材在编写原则、词汇选择、课文设计、操练体系以及视听材料配套等方面都呈现了新的面貌，为非英语国家人民学习英语提供了更有科学性、系统性和易接受性的教学材料。由英国著名语言学家 L. G. Alexander 编著、英国朗曼公司出版的《新概念英语》(New Concept English) 就是其中的一种。

《新概念英语》共分四册：第一册《入门必读》(First Things First) 是入门读本；第二册《实践与提高》(Practice and Progress) 是向中级水平过渡的读本；第三册《技巧发展》(Developing Skills) 为中级水平读本；第四册《流利英语》(Fluency in English) 可达到初级英语证书的水平。

本书作者 L. G. Alexander 一九八一年春在上海外国语学院讲学时提出，外语教学要解决的两个根本问题是教什么和怎样教，这两者之间的相互作用即构成语言教学的核心。作者在编写《新概念英语》时就以这个原则为出发点。整套教材的特点是取材新颖，语言地道，课文剪裁合宜、短小精悍、含蓄幽默。本教材十分重视听说训练，L.G. Alexander 在教材的前言中提出上课的原则应该是“未听过的不说；未说过的不读；未读过的不写。”正因为如此，教材于一九六七年出版后（第三册“Developing Skills”首版于一九六四年）为世界许多国家所采用，以后逐年重印，历久不衰。

为适应我国广大读者的需要，我社于一九八二年按原教材的开本出版了英汉对照本。这次再版，我们特请上海外国语学院讲授这套教材多年的英语教师重新翻译课文，提供必要的背景知识注释，并附有各课练习答案，以供读者参考。

一九八四年九月

# CONTENTS

<b>Lessons 1-72</b>	<i>page</i> 1-72
<i>Test</i>	73
<b>Lessons 73-144</b>	75-146

# Lesson 1

Excúse me!



Yés?



Ís thís yóur hándbag?



Párdon?




Ís thís yóur hándbag?









Yés, it ís.



Thánk you véry múch.



# Lesson 2 Is this your . . . ?



## Exercise

Copy this:


Excuse me. Is this your handbag?  
Yes, it is. Thank you very much.

# Lesson 3

My cóat and my umbrélla pléase.




Hére is my ticket.




Thánk you, sír.  
Númer five.




Hére is your umbrélla  
and your cóat.




This is nót mý umbrélla.  
Sórry, sír.



Is this your umbrélla?  
Nó, it isn't!



Is this it?  
Yés, it is.  
Thánk you véry múch.






# Lesson 4 Is this your . . . ?

1




Is this your pen?

2




Is this your pencil?

3



Is this your book?

4



Is this your watch?

5



Is this your coat?

6



Is this your dress?

7



Is this your skirt?

8



Is this your shirt?

9



Is this your car?

10




Is this your house?

11



Is this your suit?

12



Is this your school?

13




Is this your teacher?

14



Is this your son?

15



Is this your daughter?

## Exercise

Copy this:

*This is not my umbrella.*

*Sorry, sir.*


*Is this your umbrella?*

*No, it isn't!*

# Lesson 5

MR BLAKE: Góod mórníng.

STUDENTS: Góod mórníng, Mr Bláke.



MR BLAKE: This is Miss Álice Dupónt.  
Álice is a nów stúdent.  
She is Frénch.




MR BLAKE: Álice, this is Háns.  
He is Géрман.

HANS: Hów do you dó?




MR BLAKE: And this is Britt.  
She is Swédish.

BRITT: Hów do you dó?




MR BLAKE: And this is Dímitrí.  
He is Gréek.

DIMITRI: Hów do you dó?



MR BLAKE: And this is Pául.  
He's Brazílian.

PAUL: Hów do you dó?



MR BLAKE: And this is Stélla.  
She's Spánish.

STELLA: Hów do you dó?



# Lesson 6 What make is it?

8



It's a Volvo. (Swedish)

9



It's a Citroen. (French)

10




It's a Volkswagen. (German)

11




It's a Daf. (Dutch)

12




It's a Moskvitch. (Russian)

13




It's a Morris. (English)

14



It's a Buick. (American)

15



It's a Fiat. (Italian)

## Exercise

Look at this:

Stella is a student. ---- isn't German. ---- is Spanish.  
Stella is a student. She isn't German. She is Spanish.

Copy this. Put in: He, She or It.

Alice is a student. ---- isn't German. ---- is French.  
This is her car. ---- is a French car.  
Hans is a student. ---- isn't French. ---- is German.  
This is his car. ---- is a German car.

# Lesson 7

ROBERT: I am a new student.  
My name's Robert.

ALICE: How do you do?  
My name's Alice.

ROBERT: Are you French?

ALICE: Yes, I am.

ALICE: Are you French, too?

ROBERT: No, I am not.

ALICE: What nationality are you?

ROBERT: I'm Italian.

ROBERT: Are you a teacher?



ALICE: No, I'm not.

ROBERT: What's your job?

ALICE: I'm a typist.


ALICE: What's your job?

ROBERT: I'm an engineer.



# Lesson 8 What's your job?

11



I'm a policeman.

12



I'm a policewoman.

13



I'm a taxi-driver.

14




I'm an air-hostess.

15



I'm a postman.

16



I'm a nurse.

17



I'm a mechanic.

18



I'm a barber.

19



I'm a housewife.

20



I'm a milkman.

## Exercise

Look at this:

My name ---- Stella. I ---- Spanish.  
My name is Stella. I am Spanish.

Copy this. Put in *am* or *is*.

My name ---- Robert. I ---- a student. I ---- Italian.  
Alice ---- not Italian. She ---- French.  
Mr Blake ---- my teacher. He ---- not French.

## Lesson 9

MR FORD: Góod afternóon, Mrs Dávis.

MRS DAVIS: Góod afternóon, Mr Fórd.

MR FORD: Hów are yóu todáy?

MRS DAVIS: I'm véry wéll, thánk you.  
And yóu?

MR FORD: I'm fine, thánks.





MR FORD: Hów is Mf Dávis?

MRS DAVIS: He's fine, thánks.  
Hów is Mrs Fórd?

MR FORD: She's véry wéll, tóo, Mrs Dávis.

MR FORD: Góodbye, Mrs Dávis.  
Nice to sée you.

MRS DAVIS: Nice to sée yóu, tóo, Mr Fórd.  
Góodbye.



11



that man!  
(fat)

12



that woman!  
(thin)

13



that policeman!  
(tall)

14



that policewoman!  
(short)

15



that mechanic!  
(dirty)

16



that nurse!  
(clean)

17



Mr Ford!  
(hot)

18



Mrs Ford!  
(cold)

19



that milkman!  
(old)

20



that air-hostess!  
(young)

21



that barber!  
(busy)

22



that housewife!  
(lazy)

## Exercise

Look at this:


Robert isn't a teacher. ---- an engineer.  
Robert isn't a teacher. He's an engineer.

Copy this. Put in He's, She's or It's.

Mr Blake isn't a student. ---- a teacher.  
This isn't my umbrella. ---- your umbrella.  
Alice isn't a teacher. ---- a typist.  
Mr Ford isn't cold. ---- hot.  
Stella isn't Brazilian. ---- Spanish.  
This isn't a German car. ---- a Swedish car.

# Lesson 11

TEACHER: Whóse shírt is thát?




TEACHER: Is thís yóur shírt, Fránk?

FRANK: Nó, sír.  
It's nót mý shírt.




FRANK: Thís is mý shírt.  
Mý shírt is blúe.




TEACHER: Is thís shírt Tím's?

FRANK: Perháps it is, sír.  
Tím's shírt is whíte.



TEACHER: Tím!

TIM: Yés, sír?



TEACHER: Is thís yóur shírt?

TIM: Yés, sír.



TEACHER: Hére you are.  
Cáttch!

TIM: Thánk you, sír.






Lesson 12 Whose is this ...? This is my/your/his/her ...  
Whose is that ...? That is my/your/his/her ...

22



handbag.  
It is Stella's.

23



car  
It is Paul's.

24



coat  
It is Miss Dupont's.

25




umbrella  
It is Mr Ford's.

26



pen  
It is my son's.

27




dress  
It is my daughter's.

28



suit  
It's my father's.

29



skirt  
It's my mother's.

30



blouse  
It's my sister's.

31



tie  
It's my brother's.

### Exercise

Look at this:

Hans is here. That is ---- car.  
Hans is here. That is his car.

Copy this. Put in my, your, his or her.

Stella is here. That is ---- car.

Excuse me, Mr Ford. Is this ---- umbrella?

I am an air-hostess. ---- name is Britt.

Paul is here, too. That is ---- coat.