



21 世纪高等院校
英语教育系列规划教材



英语听说 实用教程

路庆云 ◎ 主编

赵立新 张玉红 ◎ 副主编

*Practical English
Course for
Listening & Speaking*

CD-ROM

 人民邮电出版社
POSTS & TELECOM PRESS



013069471

21 世纪高等院校
英语教育系列规划教材

H319.9
2098

英语听说 实用教程

路庆云 ◎ 主编
赵立新 张玉红 ◎ 副主编



*Practical English
Course for
Listening & Speaking*



北航

C1676986

人民邮电出版社
北京

H319.9
2098

图书在版编目 (C I P) 数据

英语听说实用教程 / 路庆云主编. — 北京: 人民
邮电出版社, 2013.9
21世纪高等院校英语教育系列规划教材
ISBN 978-7-115-32441-2

I. ①英… II. ①路… III. ①英语—听说教学—高等
学校—教材 IV. ①H319.9

中国版本图书馆CIP数据核字(2013)第178677号

内 容 提 要

本书以社交场合的实际交流为源头, 进行分析、归纳、提炼和精心设计, 并引入了全国英语口语大赛的考试题型。全书共十个单元, 每单元都由 Introduction、Vocabulary Link、Practice Field、Listening Course 及 Enjoy Yourself 五个部分组成, 内容涉及问候、介绍、旅游、工作、会议、商务接待、餐饮、酒店服务及娱乐等。本书排版精美、图文并茂, 旨在通过真实而富有时代气息的场景、地道而又生动的语言、实用而又丰富的知识、多样而又有趣的练习来提高学生的英语听说能力。

本书是专门为高等院校非英语专业课程编写的口语教材, 也可供相同层次的院校使用, 还可供广大英语爱好者参考。

-
- ◆ 主 编 路庆云
 - 副 主 编 赵立新 张玉红
 - 责任编辑 王 威
 - 责任印制 焦志炜

 - ◆ 人民邮电出版社出版发行 北京市崇文区夕照寺街 14 号
邮编 100061 电子邮件 315@ptpress.com.cn
网址 <http://www.ptpress.com.cn>
大厂聚鑫印刷有限责任公司印刷

 - ◆ 开本: 700×1000 1/16
印张: 10.75 2013年9月第1版
字数: 183千字 2013年9月河北第1次印刷
-

定价: 35.00 元 (附光盘)

读者服务热线: (010)67170985 印装质量热线: (010)67129223

反盗版热线: (010)67171154

广告经营许可证: 京崇工商广字第 0021 号

本书是专门为高等院校非英语专业基础英语课程编写的口语教材，以教育部颁布的《高等教育英语课程教学要求》为指南，从高校教学的特点和培养目标出发，在从事多年高校英语教学经验的基础上，结合有关英语口语的特点编写。

“英语听说”课程是基础英语课程的一个重要补充，针对学生开口难、缺乏参与意识、习惯被动听讲等问题，选取了当前学生比较感兴趣和热门的话题，从校园生活到毕业后工作的实际需要，注重培养学生的听说能力，帮助学生在用英语交流的环境中建立信心，启发和创造环境使学生用口语表达个人观点，学习英语口语的常用句型，扩充英语口语交流的词汇，同时在听力环节的训练下，提高听力水平和语言鉴赏能力。

本书由学生用书、教师用书以及配套的资源光盘组成，具体特点如下。

(1) 实用性。本书以社交场合的实际交流为源头，经分析、归纳和提炼，精心设计了一组典型、综合、实用的任务，涉及餐饮、购物、旅游、求职和商务等典型的情境，并根据学生的认知规律和任务的难易程度安排教材内容。每个单元划分为5个模块的训练项目，内容包括：I. Introduction、II. Vocabulary Link、III. Practice Field、IV. Listening Course 和 V. Enjoy Yourself。

(2) 时效性。本书内容选题新颖，体现了时代特征，有助于学生了解当前口语表达的新理念和社交活动最新发展动态。本书同时将全国英语口语大赛的考试题型引入课堂，构建“英语听说”课程的内容体系，针对口语大赛的竞赛形式设计学习情境，以竞赛的实际场景为背景组织教学内容，训练学生的应变能力。

(3) 创新性。在本书每个章节的编写内容上，通过知识背景的介绍进行过渡性练习热身，逐步引导学生进入主题学习。在词汇扩展环节中，通过课文的学习提高阅读能力，扩充学生的词汇量；同时，在文章篇章的选择上紧扣单元口语主题，通过项目训练，使学生在文章中学、在文章中练，培养学生综合运用语言表达观点、交流情感的能力。在语言训练环节中，加强重点句型的训练，同时配以任务型对话、图片描述和图片交流进行辅助训练。

(4) 体验性。本书以学生社会生活和职场工作中的实际需求为主线，有目的地将英语语言知识贯穿到生活、学习、社会实践过程中，让学生在口语表达的过程中学习英语语言文化和社交常识。在课程内容设计上，充分考虑学生的个性发展，保留学生的自主选择空间，兼顾学生的职业发展。

(5) 趣味性。本书在听力模块中细分为英文歌曲、英文电影、英文对话和英文篇章练习 4 个部分。每部分的练习均配有英文原声录音材料。英文歌曲和电影的片段不仅丰富了教学内容，调动了学生的学习兴趣，更营造出英语语言环境，提高学生口语表达能力。同时，为了提高学生的阅读兴趣，扩大知识面，特意在每章后添加了英语趣味阅读板块。

本书语言流畅，通俗易懂，各个模块在设计上科学性较强，教学内容集学习策略、教学方法于一体，倡导体验、实践、参与、交流和合作学习方式，强调学生通过先易后难的预期目标任务的体验，提高英语的实际表达能力，进而感受成功的学习模式。

本书在编写过程中，得到了天津电子信息职业技术学院教务处韩寅鹏处长、基础部孙敬东主任的大力支持，在此表示诚挚的感谢。由于编者水平有限，书中难免存在各种错误，望读者不吝指正。

编者

2013 年 5 月

Unit 1



Unit 2

*Greetings and Introductions*

I. Introduction	2
II. Vocabulary Link	3
Topic 1 Weather	3
Topic 2 Body Language	6
III. Practice Field	9
Topic 1 Greetings	9
Topic 2 Introductions	11
Topic 3 Taking Leave.....	13
Role Play	14
IV. Listening Course	14
Learn from Songs	14
Learn from Conversations	16
Learn from Movies	16
Learn from Passages.....	17
V. Enjoy Yourself	17

Traveling in China

I. Introduction	20
II. Vocabulary Link	21
Topic 1 A Tour for the Great Wall.....	21
Topic 2 Tour Description	24
III. Practice Field	26
Topic 1 presentation	26
Topic 2 Work in Groups.....	27
Sentence Drill	27
Role Play	28
IV. Listening Course	29
Learn from Songs	29
Learn from Conversations	29
Learn from Movies	30
Learn from Passage	31
V. Enjoy Yourself	31

Traveling Abroad

I. Introduction34

II. Vocabulary Link35

 Topic 1 Ten Tips Before Traveling
 Abroad35

 Topic 2 Passport Application Form37

III. Practice Field38

 Topic 1 Presentation38

 Topic 2 Work in Groups39

 Sentence Drill39

 Role Play40

IV. Listening Course42

 Learn from Songs42

 Learn from Conversations42

 Learn from Movies43

 Learn from Passages43

V. Enjoy Yourself44

Ideal Job

I. Introduction46

II. Vocabulary Link47

 Topic 1 Job Finding47

 Topic 2 Job Description49

III. Practice Field51

 Topic 1 Recruitment51

 Topic 2 Presentation51

 Sentence Drill52

 Role Play52

IV. Listening Course54

 Learn from Songs54

 Learn from Conversations55

 Learn from Movies56

 Learn from Passages57

V. Enjoy Yourself57

Unit 3



Unit 4



Business Reception

I. Introduction 100

II. Vocabulary Link 101

 Topic 1 The New Economy 101

 Topic 2 Raising Money to Start
 Business 104

III. Practice Field 107

 Topic 1 Description 107

 Topic 2 Presentation 108

 Sentence Drill 109

 Role Play 110

IV. Listening Course 112

 Learn from Songs 112

 Learn from Conversations 112

 Learn from Movies 113

 Learn from Passages 115

V. Enjoy Yourself 115

Food and Beverage

I. Introduction 118

II. Vocabulary Link 119

 Topic 1 Food and Beverage
 Department 119

 Topic 2 Room Service 122

III. Practice Field 123

 Topic 1 Receiving the Diners 123

 Topic 2 Taking Order 124

 Topic 3 Paying the bill 125

 Role Play 126

IV. Listening Course 127

 Learn from Songs 127


 Learn from Conversations 128

 Learn from Movies 128


 Learn from Passages 129

V. Enjoy Yourself 130


Unit 7




Unit 8



Unit 9



Unit 10



Hotel Services

I. Introduction	132
II. Vocabulary Link	133
Topic 1 Choosing a Hotel	133
Topic 2 Housekeeping	136
III. Practice Field	138
Topic 1 Room Cleaning	138
Topic 2 Turn-down Service	138
Topic 3 Lending Equipment to Guests ..	139
Topic 4 Laundry Services	139
Sentence Drill	139
Role Play	140
IV. Listening Course	140
Learn from Songs	141
Learn from Conversations	141
Learn from Movies	142
V. Enjoy Yourself	143

Recreation and Entertainment

I. Introduction	146
II. Vocabulary Link	147
Topic 1 Movies	147
Topic 2 Shopping	149
III. Practice Field	152
Topic 1 The Internet	152
Topic 2 Reading	154
Topic 3 Sports	155
Role Play	156
IV. Listening Course	157
Learn from Songs	157
Learn from Conversations	158
Learn from Movies	159
Learn from Passages	160
V. Enjoy Yourself	160

Unit 1

Greetings and Introductions



I. Introduction

Warming-up

◆ What do you say in the following situations?




When you meet someone for the first time, you say...



When you meet a friend, you say...



When you introduce yourself, you say...



When you introduce one person to another, you say...

- ◆ Have a discussion with your partner and tick those you think we often do when we meet someone for the first time. Add something that you think is not listed below.
 - * say "How are you?"
 - * say "How do you do?"
 - * ask personal questions
 - * hug him or her
 - * shake hands
 - * kiss him or her on the cheek
 - * exchange business cards
- ◆ Is there any difference between Chinese and English in addressing people? Please illustrate.

Chinese	English

Background Link

Simply stated, no other facts of language are as important as greetings and introductions. They are like chemical catalysts that can get things going especially in the first meeting. As we all know, the first impression is the gold, and it is very important to make greetings and introductions properly in closing the gap among people. In the business world, that is a good start in enhancing mutual understandings and establishing partnerships with other companies.

II. Vocabulary Link

Topic 1 Weather

- ◆ Discuss the following questions with your partner.
 - (1) What's the difference between weather and climate?
 - (2) Which season do you like the most? State your reasons.

(3) Do you like winter? Why or why not?

◆ People sometimes talk about the weather after greetings. Before you read the conversation, please match the following words and expressions with their Chinese equivalents. Discuss with your partner and have a try!

- | | |
|-------------------|---------|
| (1) overcast | (a) 台风 |
| (2) rainstorm | (b) 沙尘暴 |
| (3) tornado | (c) 霜冻 |
| (4) typhoon | (d) 阴天 |
| (5) haze | (e) 晴天 |
| (6) hailstone | (f) 暴风雨 |
| (7) thundershower | (g) 龙卷风 |
| (8) sandstorm | (h) 雾霾 |
| (9) sunshine | (i) 雷阵雨 |
| (10) frost | (j) 冰雹 |

◆ Tom (T) and Li Hong (L) are talking about the weather after greetings. Look up the following words in a dictionary firstly and then complete the conversation with the proper words, changing the form if necessary.

- (a) anyhow _____
- (b) blanket _____
- (c) blizzard _____
- (d) exception _____
- (e) Fahrenheit _____
- (f) inconvenience _____
- (g) miserable _____
- (h) range _____
- (i) slight _____
- (j) slip _____

T: Hi, Li.

L: Hi, Tom. Long time no see. How are you doing?

T: Not bad. Thanks. How about you?

L: I'm fine. Thank you.

T: You don't look very well.

L: Yeah, I've caught a cold.

T: Is it because of the bad weather? It's been really (1)_____ for the past

few days.

L: Hasn't it! It's been cold recently.

T: Yes. It's even colder than yesterday.

L: How often does it snow like this during the winter in New York?

T: Generally speaking, about three or four times. Usually there are just (2)_____ snowfalls of an inch or two.

L: But I've read in the newspaper about heavy snowfalls in New York. There are pictures of certain parts of the city completely (3)_____ in snow.

T: Perhaps once in every four or five years, we have a heavy snowstorm or (4)_____. But such storms are the (5)_____ rather than the rule.

L: The changes of the season and weather are very interesting. It seems that one can find every type of climate and weather here.

T: Yes. One doesn't have to go out of New York City to find examples of every type of climate.

L: But you have said that winter temperature doesn't go very low in New York.

T: Normally, winter temperature here (6)_____ from 25 to 40 degrees (7)_____, but that doesn't mean it never goes lower. Sometimes we have temperature below zero.

L: That sounds interesting.

T: But it's not funny when you (8)_____ and fall on the ice. You go down suddenly and there's no way of catching.

L: I see. I suppose there is nothing much one can do about the weather here except to accept it.

T: Yes. (9)_____ most New Yorkers love their city and accept such minor (10)_____.

Supplementary Vocabulary

humid	潮湿的
mild	温和的
overcast	阴天的
breezy	微风的
chilly	寒冷的
cloudy	多云的

rainy	多雨的
foggy	雾蒙蒙的
sunny	阳光灿烂的
stuffy	不通气的; 闷热的

Topic 2 Body Language

- ◆ Look at the pictures below. What are these people communicating? Discuss your ideas with your partner. Do you both have the same idea about each picture?



- ◆ There are many different ways to greet someone using words. How many ways can you think of to greet someone if you CANNOT speak? Share your ideas with your partner.
- ◆ How do different international students behave when they greet people? Read the passage and complete the chart.

Name	Country	Body Language	To Whom
Tony Garcia			everyone
		no touching	
	Japan		
George Cook			to men not to women
		shake hands and kiss twice in each cheek	

- ◆ Read the passage again and match the underlined words and expressions to the following definitions.
 - (1) _____ a place in a factory, school etc. where meals are provided
 - (2) _____ a place where two roads meet and cross each other

- (3) _____ to move towards or nearer to someone or something
- (4) _____ to be chosen to speak or act in place of someone
- (5) _____ the act of protecting something or someone from attack
- (6) _____ a large room in a school for several students to sleep in
- (7) _____ used for showing that you disagree completely with something
- (8) _____ the position you hold your body in when you sit or stand
- (9) _____ a group of people organized for a special purpose
- (10) _____ to go or run somewhere very quickly
- (11) _____ wanting to know about something
- (12) _____ a problem caused by someone not understanding something correctly

◆ Fill in the blanks with the proper words and expressions underlined in the passage, changing the form if necessary.

- (1) It is a(n) _____ to help families suffering from alcoholism.
- (2) I had lunch in the works' _____ yesterday.
- (3) Hundreds gave their lives in _____ of freedom.
- (4) Mr. Smith was chosen to _____ the company at the conference.
- (5) She watched _____ as I opened the box.
- (6) The latest refugees were housed in makeshift(临时的) _____.
- (7) Go straight and turn right at the first _____.
- (8) Poor _____ can lead to muscular problems in later life.
- (9) It wasn't a good thing; _____ it was a huge mistake.
- (10) Olive _____ into the room, grabbed her bag and ran out again.
- (11) I think there must be a _____. I didn't order all these books.
- (12) As they _____ the wood a rabbit ran out of the trees.

Communication: No Problem?

Yesterday, another student and I, representing our university's student association, went to the Capital International Airport to meet this year's international students. They were coming to study at Beijing University. We would take them first to their dormitories and then to the student canteen. After half an hour of waiting for their flight to arrive, I saw several young people enter the waiting area looking around curiously. I stood for a minute watching them and then went to greet them.