



XINKECHENG

YANGGUANG
ZUOYE

新课程

阳光作业

■ 总主编 石 洵

编 写 黄冈特级高级教师

小学英语·四年级上

新课标人教版 (PEP)



东北师范大学出版社

全新概念
快乐学习

3-
G624.315/001
新课程

● 新课标人教版 (PEP)

总主编 石 涓
本册主编 赵 丽
罗柳英

阳光作业

小学英语·四年级(上)



01280859

东北师范大学出版社

长 春

学校 _____ 班级 _____ 姓名 _____

版权所有 翻印必究

本丛书特聘著名律师杨金柱为法律顾问,特别授权湖南通程律师集团事务所和中国律师知识产权维权业务协作网络成员所在中华人民共和国行政辖区内为本丛书打盗维权。

举报电话:0731-5535762 0431-5687025 维权网站:www.iprlawyers.com

图书在版编目(CIP)数据

阳光作业. 小学四年级英语. 上:人教版新目标/
石澍主编. —长春:东北师范大学出版社,2005.5
ISBN 7-5602-4205-7

I. 阳... II. 石... III. 英语课—小学—习题
IV. G624

中国版本图书馆 CIP 数据核字(2005)第 019771 号

☐总主编:石澍
☐副主编:江海青 段晓敏 林海洋
☐本册主编:赵丽 罗柳英
☐编者:查章程 胡子坤 朱玉辉 段晓敏 刘正明
张克刚 任国权 郑重 付晓明 孙丽娟
段秀春 刘柏

☐总策划:第三编辑室
☐责任编辑:钱宇剑 ☐封面设计:耕者设计室
☐责任校对:孙亮 ☐责任印制:张文霞

东北师范大学出版社出版发行
长春市人民大街 5268 号(130024)
电话:0431-5695744 5688470
传真:0431-5695744 5695734
网址: <http://www.nenup.com>

电子函件:sdcbcs@mail.jl.cn

东北师范大学出版社激光照排中心制版
长春市新世纪印业有限公司印装
长春市经济开发区浦东路1788号(130033)

2005年5月第1版 2005年5月第1次印刷
幅面尺寸:185mm×260mm 印张:4.25 字数:76千
印数:00 001 — 30 000册

定价:5.80元



出版说明

随着教育改革的深化,以巩固、复习为主的那种传统的、机械的课后作业,将随着教材内容、教学方法的改变而为科学的、鲜活的作业所代替。《新课程阳光作业》正是这一方向上努力探索的成果。

■以最新教材为蓝本

《新课程阳光作业》分别为人教版、北师大版、华东师大版、苏教版、语文出版社版这五种(小学为二种)新课标版本的新教材和“人教统编版”的教材配套编拟,是同步练习书。它凸显了新教材中知识、能力、素质三元合一的教学理念,在作业设置上编织了科学有效的知识网络,并充分吸纳了成熟的教辅经验和最新的教学研究成果,着力拓展学生的认知视野和思维空间,培养学生应用意识和自主学习的能力。

■“阳光作业”的突出特点

“阳光”是健康、清新、快乐、朝气的代名词,《新课程阳光作业》就是取其清新、快乐之意。因为它与传统的作业有很大的不同,它力求使学生在轻松愉快的学习氛围中获得知识。具体特点如下:

1. 重点突出,题量合理,难度适中,全方位地覆盖和反映知识点。
2. 题型新颖、鲜活、灵动,在同类书中,新题最多。这是对新课标关于素质教育精髓的落实,有利于培养学生的创新能力、分析问题和解决问题的能力。
3. 有一定比例的趣味题,以激发学生的学习兴趣,使之在快乐的学习氛围中,提高作业质量和学习成绩。

■“阳光作业”的编写体例

1. 本丛书与新教材完全同步,理科同步到课时,文科同步到课,参照教学大纲划定课时作业,充分体现教材的知识点和能力目标。
2. 栏目设计,实用性强,梯度科学合理。每课时(课)设三个栏目:基础作业、提高作业、热点考题(小学为“综合应用”),此外还有单元测试、期中测试、期末测试,便于学生自测自检。
3. 答案单独装订,随意抽取,内容详细全面,既有思路提示,又有解题过程,丝丝入扣,便于学生对照。

■“阳光作业”的作者队伍

“阳光作业”作者队伍实力雄厚。主编石润(笔名)是湖北省特级教师,湖北省教育厅教材审定委员会委员,长期从事教学、教育和研究工作,主编过多种高质量的教辅书。各学科的主编均为黄冈的特级、高级教师,他们都有长期的教学实践和丰富的经验积累。

为了保证本丛书的内在质量,我们特聘请了吉林省重点中小学部分最优秀的一线教师对本丛书逐册作了审读。

《新课程阳光作业》是东北师范大学出版社和黄冈的特级、高级教师强强联手、通力合作的结晶。我们有理由相信,《新课程阳光作业》的问世,一定会使学生的学习生活充满阳光。

第三编辑室





Unit 1 My Classroom	1
Lesson 1	1
Lesson 2	2
Lesson 3	3
Lesson 4	4
Lesson 5	5
Lesson 6	6
Unit 2 My Schoolbag	7
Lesson 1	7
Lesson 2	8
Lesson 3	9
Lesson 4	10
Lesson 5	11
Lesson 6	12
Unit 3 My Friends	13
Lesson 1	13
Lesson 2	14
Lesson 3	15
Lesson 4	16
Lesson 5	17
Lesson 6	18

Recycle 1	19
Lesson 1	19
Lesson 2	20
Lesson 3	21
Revision 1 期中测试	22
Lesson 1	22
Lesson 2	23
Lesson 3	24
Lesson 4	25
Unit 4 My Home	26
Lesson 1	26
Lesson 2	27
Lesson 3	28
Lesson 4	29
Lesson 5	30
Lesson 6	31
Unit 5 What Would You Like?	32
Lesson 1	32
Lesson 2	33
Lesson 3	34
Lesson 4	35
Lesson 5	36
Lesson 6	37
Unit 6 Meet My Family!	38
Lesson 1	38
Lesson 2	39
Lesson 3	40
Lesson 4	41

Lesson 5	42
Lesson 6	43
Recycle 2	44
Lesson 1	44
Lesson 2	45
Lesson 3	46
Revision 2 期末测试	47
Lesson 1	47
Lesson 2	48
Lesson 3	49
Lesson 4	50
Lesson 5	51
Lesson 6	52
综合测试(一)	53
综合测试(二)	55
参考答案	57



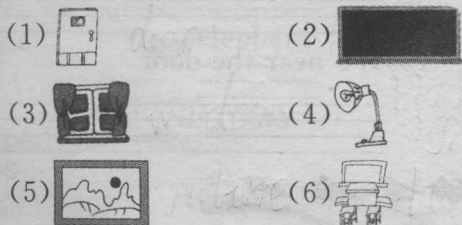


Unit 1 My Classroom

Lesson 1

基础作业

I. Look and write.



II. Read and write.

- (1) A: What's in the _____ (living room, classroom)?
B: A door, two windows, four lights in the _____.
- (2) A: What's in the living room?
B: A TV, two _____ (desk, desks) and four tables.
- (3) A: What can you see _____ (in, on) the picture?
B: I can see two red apples and

- five _____ (yellow, pink) banana in the picture.
- (4) A: How many _____ (light, lights) in the classroom?
B: _____ (A, Two) lights.

提高作业

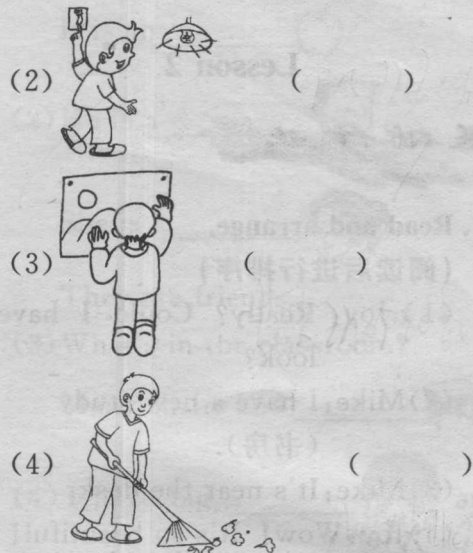
III. Read and choose.

- (1) _____ the door.
A. Turn on B. Open
- (2) _____ the floor.
A. Sweep B. Open
- (3) _____ the light.
A. Turn off B. Close
- (4) _____ the board
A. Clean B. Sweep
- (5) Put up _____.
A. the light B. the picture
- (6) Clean _____.
A. the window B. the tree

IV. Look and write.




- (1) _____ ()



综合应用

V. Read and draw.

There is a classroom. I can see a blue door, two yellow lights, four pictures and many green desks in the classroom.



Lesson 2

基础作业

I. Read and arrange.

(阅读后进行排序)

(1) Joy: Really? Could I have a look?

(2) Mike: I have a new study (书房).

(3) Mike: It's near the desk.

(4) Joy: Wow! It's so beautiful! So many books!

(5) Mike: Yes. Let's go and have a look!

(6) Joy: You have two computers. It's so great! Where's is your CD?

(7) Mike: Look! This is my new desk. There is a new story book on it.

→ → → → →
→

II. Read and choose.

(1) Hi! Bill, this is my best friend and my _____, too!

A. classmate B. classroom

(2) We have a _____ classroom.

There are many new desks..

A. old B. new

(3) We have four new _____.

A. lights B. light

(4) Where's is my seat? It's _____ the door.

A. on B. near

(5) May: I make a new friend.

Bill: Really? Let's go and _____.

A. have a look B. have look

提高作业

III. Read and match.

- | | |
|--------------|----------------|
| (1) open | a. the floor |
| (2) sweep | b. the window |
| (3) clean | c. the desk |
| (4) put | d. the light |
| (5) Turn off | e. the picture |

IV. Copy.

(1) Put up the picture

(2) Sweep the floor

(3) Let's go and have a look

(4) We have a new lights.

(5) It's near the door

综合应用

V. 自设情景, 编一段对话, 要求有句型:

(1) Let's go and have a look.

(2) We have ... (3) It's near ...

Bill: _____

Andy: _____

Bill: _____

Andy: _____

Bill: _____

Andy: _____

...



Lesson 3

基础作业

I. Look and write.

(1) Aa Bb Cc Dd Ee

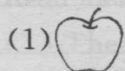
Aa

(2) hand beef cake

doctor

elephant

II. Look and write.



()



()



()



()




()



()

III. Read and draw.

(1) hand



(2) boy




(3) doctor




(4) cat



(5) car




(6) bed



提高作业

IV. Read, look and write.

(1) It is red and big.


It is an .

(2) He is a .

She is a .

They are friends.

(3) What's in the classroom?

Many chairs and .

(4) I have big  and

yellow hair.

综合应用

V. Read and sort. (分类)

ant, apple, beef, orange, cat, cake,
duck, dog, egg, elephant, tiger, ba-
nana

(1) ant


(2) apple

Lesson 4


基础作业

I. Read and draw.


(1) computer




(2) wall




(3) fan



(4) teachers desk



(5) classroom



(6) floor



II. Read and write.

(1) Look! This is my classroom. The

window is green. The floor is

_____. The desk is _____.

The light is _____. The fan is

_____.

(2) Bill: Hello, Mary! This is my bed room. What can you see in it?

Mary: I can see a bed, a _____, four _____, _____ shoes(鞋子).

(3) A: How many windows can you see in this classroom?

B: I can see _____.

提高作业

III. Look and make. (利用所提供的单词卡片画一个教室)

computer desk fan

floor chair wall

teacher's desk picture

TV light door

window board ball

IV. Describing. (将自己设计并画好后的教室进行描述)

Look! This my classroom. _____

综合应用

V. Think and find out.

b f g h e g g i w z o u (egg)

a c v c o m p u t e r o ()

l f o f l o o r t a h r ()

m p u r e f a n a l l f ()



Lesson 5

基础作业

I. Read and match.

- | | |
|---|----------------|
| (1) clean | the light |
| | the fan |
| | the window |
| (2) turn on | the door |
| | the desk |
| (3) open | the blackboard |

II. Read and choose.

- (1) There are two boys and four girls. They want to clean their classroom. They say:
“_____ clean the classroom.”
A. Let's
B. Let me
- (2) Bill is in his bedroom. He say:
“_____ clean my desk.”
A. Let's
B. Let me

(3) Amy say: “_____ clean the window.”

- A. Let's
B. Let me

(4) Amy and Bill are friends. After school, Amy say: “_____ go home.”

- A. Let's
B. Let me

提高作业

III. Read and write.

In the morning, Amy and Bill miss (相遇) 在路上, Amy is very happy. She say: “_____ go to school!” Bill answer: “Yes, of course!” 在路上, Amy and Bill 商量 school 大扫除的事, Amy say: “_____ clean the window.” Bill say: “_____ clean the desk.” They are get their shcool, 走进 their classroom, Bill and Amy say: “_____ clean our classroom.”


IV. Copy.

Let's clean the classroom

Let me clean the window

综合应用

V. 自设情景, 编一段对话, 要求有句型: Let's ..., Let me...






Lesson 6

基础作业

I. Read, copy and say.

Ff	Gg	Hh	Ii
_____	_____	_____	_____
farmer	good	hot dog	
_____	_____	_____	
hamburger	idea		
_____	_____		

II. Look and match.

(1) 	fish
(2) 	farmer
(3) 	boy
	girl



goose

duck



hot dog

dog




hamburger

cake



ice-cream

cream




ice water


milk

提高作业


III. Read and draw.




fish



French fries



hot dog



ice water

IV. Read and write.

- (1) Oh. It's so great! You are very _____ (good, bad).
- (2) I have a good _____ (fish, idea).
- (3) In the McDonald's, I like to eat _____ (goose, French fries) and _____ (hamburger, hat).

综合应用

V. Choose.

- (1) The hat is _____ the tree.
A. on
B. in
- (2) The girl is _____ the boy.
A. near
B. on
- (3) The hot dog is _____ the desk.
A. under
B. next



Unit 2 My Schoolbag



Lesson 1

基础作业

II. Look and write. (根据图片所示的内容, 我们带什么书呢)



(1) (English book)



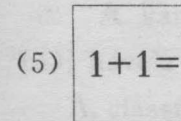
(2) ()



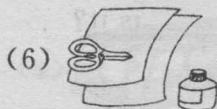
(3) ()



(4) ()



(5) ()



(6) ()

II. Read and write.

(1) A: What is it?

B: It's my _____ (schoolbag, school).

(2) A: How many books do you have?

B: I have _____ (a, an) math book, _____ (a, an) English book and 3 _____ (Chinese book, Chinese, books)

(3) A: How many pencils do you have?

B: I have _____ (a, two) red pencils and a _____ (yellow, many) pencil.

提高作业

III. Read and draw. (以简笔画的形式表示出动作即可)

(1) Put your ruler in _____
your schoolbag.

(2) Put your notebook _____
on your head.


(3) Put your story-book _____
under your desk.

(4) Put your pencil near _____
your book.

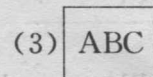
IV. Look and match.



(1) a. English book



(2) math book b.



(3) c. story-book

(4) note book d. $1+1=?$

综合应用

V. Copy.

schoolbag put your eraser near
your book story-book



Lesson 2

基础作业

I. Read, think and arrange.

- (1) Bill: Wow, could I have a look?
 (2) May: Hello! Bill, I have a new pencil-case.
 (3) May: It is red and blue.
 (4) Bill: Really! what colour is it?
 (5) May: Yes, of course! Look!
 It's a bird on it.
 (6) May: I have 5.
 (7) Bill: Yeah! But I like panada.
 Then, how many pencils do you have?

→ → → →
 → → → →

II. Choose.

- (1) A: I have a new schoolbag? It's _____ and green.
 B: Wow! How nice!
 A. pink
 B. big

(2) A: What _____ is it?

B: It is black.

A. something

B. colour

(3) A: _____ I have a look?

B: Sure. Here you are.

A. May

B. Let

(4) A: Look! This is my new bag.

B: Wow! A _____ monky on it.

A. red

B. fat

提高作业

III. Look, read and write.

(1) I have a new _____.



(2) Oh! How nice! It's a _____.



(3) What is on the _____?



(4) How many _____



do you have?

综合应用

IV. 自设情景, 编一段对话, 运用句型:

(1) How many ...do you have?

(2) What colour is it?



Lesson 3

基础作业

I. Copy and say.

Jj Kk Ll Mm Nn

jacket kangaroo lamp mouse
moodles

II. Read and choose.

(1) It's _____, it likes a car.

A. jeep B. ship

(2) _____ fly on the sky.

A. Kate B. Kite

(3) She has a baby. It is a _____.

A. kangaroo B. lion

(4) I have a new _____. It's red.

A. classmate B. lamp

III. Look and match.

(1)



jeep

bus

(2)



jacket

coat

(3)



kite

kate

(4)



key

sky

(5)



desk

table

(6)



lock

clock

(7)



TV

computer

(8)



nurse

doctor

提高作业

IV. Read, think and sort.

jeep

lion

nurse

man

tiger

car

train

monkey

doctor

plane

panda

ship

jeep

lion

man

综合应用

V. Write.

_____ acket

_____ ite

_____ ey

_____ ose

_____ oodles

_____ ouse

_____ at

_____ onkey

_____ ion

_____ ock



Lesson 4

基础作业

I. Read and write.

- (1) 21()
- (2) 38()
- (3) 40()
- (4) 46()
- (5) twenty seven()
- (6) forty()
- (7) fifty()
- (8) thirty-five()

II. Read and choose.

(1) A: How many notebooks do you have?

B: _____.

A. Thirty B. Thirt

(2) A: Wow! Too _____ books on the desk.

B: 21 English books and 13 math books.

A. have B. many

(3) A: How many _____ under the chair?

B: 30.

A. pencil

B. pencils

(4) I have _____ schoolbag.

A. one

B. a


提高作业

III. Read and draw.

(1) three books, two pencils and a ruler.



(2) two books, three pens and four erasers.



IV. Read and answer.

Bill and May are going to bookstore(书店). In the bookstore. Bill want to buy a pencil and a pen.

He say: "I like this pencil. How much?" The salesclerk(售货员) answer: "38 yuan." May likes schoolbag. She buy a schoolbag. It is 40 yuan.

(1) Bill and May buy _____.

(2) Bill likes _____, May likes _____.

(3) The pencil is _____ yuan. the schoolbag is _____ yuan.

综合应用

V. Read and write. (将横线下的数字或英语进行变换)

(1) The story book is 27 yuan. (twenty seven)

(2) The notebook is thirty three yuan. ()

(3) The English book is forty four yuan. ()

(4) The Chinese book is 36 yuan. ()



Lesson 5

基础作业

I. Copy and say.

(1) My schoolbag is heavy.

(2) What's in it?

(3) Thank you so much.

II. Read and choose.

(1) A: What's in your schoolbag?

B: _____ book, two pencils
and three sharpeners.

A. One

B. A

(2) A: What colour is your English
book?

B: It is _____ and _____.

A. red ...green

B. panda...monkey

(3) "Bill, I like my pencil-case. It's
very big and _____."

A. small

B. heavy

提高作业

III. Read, think and write.

Bill: I have a new _____.

Andy: Really? _____

Bill: It's red and white.

Andy: What's in it?

Bill: _____

Andy: Wow! It's so heavy.

Bill: I like this pen, and you?

Andy: _____


Bill: Give you this!


Andy: _____ so much!

IV. Write.

(1) Put your _____  on

your desk.

(2) Put your _____  on
your chair.

(3) Put your _____  un-
der your schoolbag.

综合应用

V. 自设一段情景对话, 要求有句型:

(1) My ...is heavy.

(2) What's in it?

(3) Thank you so much!





Lesson 6

基础作业

I. Look and match.



(1)

A.

coke



(2)

B.

pencil-case



(3)

C.

squirrel



(4)

D.

rabbit



(5)

E.

open



(6)

F.

pen



(7)

G.

quiet



(8)

H.

rice

II. Copy and say.

Oo Pp Qq Rr


coke open pencil-case queue

squirrel quiet rabbit rice


提高作业

III. Read and draw.


(1) coke




(2) pen




(3) squirrel




(4) ruler




(5) rice




(6) rabbit



(7) pencil-case



(8) eraser



综合应用

IV. Write.

(1) This is a _____ (pen, rice).

How much is it?

(2) I would like some _____

(rice, pen).

(3) A: What colour is your pencil-case?

B: It's blue and _____ (ruler, green)

(4) Can you spell these _____

(word, words).

