



PEARSON
Education

P A C E M A K E R[®]

English
Composition

英语写作

*This week is a little like
a family reunion. Uncle
Joe and Aunt May are
staying with us. Aunt
Betty is in town, too.
Tomorrow, Grandma's
brother Evander is coming
to visit. I have not seen
him since the last
get-together.*

Words help me express my thoughts...

纵瑞昆 注释

上海教育出版社



P A C E M A K E R

English
Composition

英 语 写 作

上海教育出版社

English / Simplified Chinese language edition published by Pearson Education Asia Ltd. and Shanghai Century Publishing Group Educational Publishing House, Copyright © 2003 by Pearson Education, Inc.

Translated by permission from the U.S. edition entitled "English Composition" Copyright © 2002 by Pearson Education, Inc., publishing as Globe Fearon, an imprint of Pearson Learning Group.

All rights reserved. No part of this book may be reproduced or transmitted in any form or by any means, electronic or mechanical, including photocopying, recording or by any information storage retrieval system, without permission from Pearson Education, Inc.

This edition is authorized for sale only in the People's Republic of China (excluding the Special Administrative Region of Hong Kong and Macau).

图书在版编目(CIP)数据

英语写作 = English Composition / 培生教育出版中国有限公司编. — 上海: 上海教育出版社, 2003.8
ISBN 7 - 5320 - 8876 - 6

I. 英... II. 培... III. 英语-写作 IV. H 315

中国版本图书馆 CIP 数据核字(2003)第 070361 号

English Composition

英语写作

上海世纪出版集团 出版发行
上海教育出版社

易文网: www.ewen.cc

(上海永福路 123 号 邮编: 200031)

各地新华书店经销 上海市印刷四厂印刷

开本 787 × 1092 1/16 印张 31 插页 4

2003 年 8 月第 1 版 2003 年 8 月第 1 次印刷

印数 1 - 6,000 本

ISBN 7-5320-8876-6/H·68 定价: (软精) 45.00 元

The Writing Process 写作过程

Chapter A Prewriting

Chapter B Drafting

Chapter C Revising

Chapter D Editing


Chapter E Publishing



Good plans are the first step of the building process. Workers follow the plans at each stage of the work. Planning is an important first step in writing, too. What kinds of things do you think writers plan?

Ideas for writing can come from many sources, like science and your own imagination.

H. G. Wells (1866–1946) studied to be a scientist. Later, he used his scientific knowledge in his writing. Wells became famous when he wrote *The Time Machine*. This science-fiction novel tells about a man who travels into the future. Wells also wrote *The War of the Worlds*. It is a story about aliens from Mars that land on Earth. The Martians invade Earth and try to take it over.



Learning Objectives 学习目的

- Understand a writing assignment.
- Brainstorm ideas for writing.
- Choose and focus a topic for writing.
- Gather supporting details for an assignment.
- Use an outline to organize details.

Words to Know 词汇

writing process a five-step process for writing that includes prewriting, drafting, revising, editing, and publishing

prewriting the planning stage of the writing process

writing assignment a writing task

topic the subject of a piece of writing

brainstorming working with others to list ideas for writing

main idea the point a writer wants to make about a topic

details all the small parts of something that make up the whole

outline a plan that shows how a main idea and its details connect to each other

writing process 写作过程
(写前准备、计划、修改
和发表)

prewriting 写前准备

assignment [ə'sainmənt]
n. 任务

topic ['tɒpɪk] n. (文章的)
题目, (节、段的) 主题

brainstorming 集思广益

detail ['di:teɪl] n. 细节

outline ['aʊtlaɪn] n. 提纲

Think About It
思考题

Why is it important
to make a plan before
you start writing?

Writers turn words into sentences and paragraphs and then into essays and stories. To do so, they follow certain steps. These steps are called the **writing process**.

Prewriting is the first step of the writing process. It is a time for thinking and planning before you write. This is an important step in the writing process. It makes writing easier because you do a lot of the work before you even begin to write.

You will often get a **writing assignment**. The writing assignment asks you to complete a writing task. During prewriting, read the assignment carefully. Make sure you understand what to do. That way, you can plan a piece of writing that fills the assignment.

Read the following assignment. What does the assignment ask you to do?

Decide what your favorite kind of music is. Write a paragraph that explains why you like this type of music. Give three reasons for your choice.

The key words in the assignment are underlined. These key words will help you plan your writing. First, the assignment gives a broad writing **topic**, or the subject of the piece of writing. In this case, the topic is *your favorite kind of music*. Next, it tells you to *write a paragraph that explains*. Finally, the assignment tells you to *give three reasons for your choice*.


Writing Process Activity 写作实践

On a separate sheet of paper, copy the following assignment. Underline the key words. Write how the key words help you to plan your writing.

Write a paragraph about your favorite kind of movie. Explain why you chose this kind of movie. Give three reasons for your choice.

Brainstorming is one way to find writing topics. To brainstorm, you work with a group to list as many ideas as you can think of. Use a word web, like the following one, to put your ideas on paper. At first, do not judge or limit your ideas.

The first assignment on page WP4 asks you to write about your favorite kind of music. The following word web shows how a group of students brainstormed ideas for this topic. Notice how the students put the topic they are asked to write about, Favorite Kind of Music, in the center rectangle. Then, they put their favorite kinds of music in the surrounding circles.



When you finish a word web, think carefully about your ideas. Cross out any ideas you do not want to write about. Place a star next to the one that interests you most.

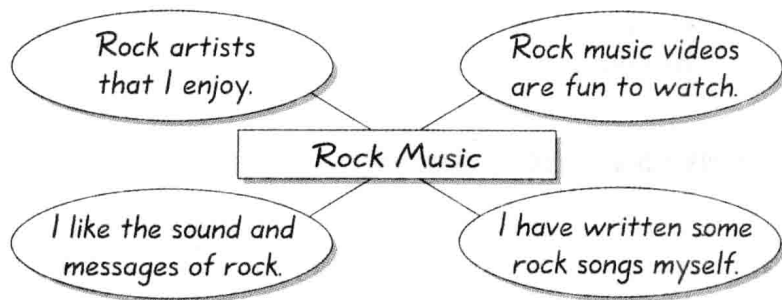
Writing Process Activity 写作实践

The second assignment on page WP4 asks you to write about your favorite kind of movie. Brainstorm ideas for this paragraph. On a separate sheet of paper, make a word web. Put the topic you are asked to write about in the center rectangle. Then, put your favorite movies in the surrounding circles. Cross out any ideas that you do not want to write about. Use a star to mark the topic you like most.

Once you choose a topic, you need to focus it. When you focus your topic, you make sure that everything you write has to do with your topic. Have you ever looked through a camera that is out of focus? Think about how hard it is to understand what you are looking at. As you focus the camera, things become clearer and easier to see. The same thing happens when you focus your topic. It becomes clearer and easier to understand.

To focus, or narrow, your topic, ask yourself if your topic will work for the assignment. Decide whether you have enough to say about the topic to fill a paragraph. If not, you might need to choose a different idea. Be careful, too, not to choose a topic that is too large for one paragraph. If it is too large, you will have to focus your topic.

When you narrow a topic, you make your topic smaller by focusing on one part of it. You can use a word web to do this. Next to your broad topic, list ideas to narrow it. Then, choose a circle with one of the narrow ideas. Next to that circle, write ideas to further narrow the one in the circle you chose. Put a star next to your favorite idea. This can be the topic of your paragraph.



Writing Process Activity 写作实践

Think about the topic you chose for your paragraph about movies. Use a word web to focus the topic.

You have a topic to write about. Now you need to think about what you want to say about the topic. This will be your **main idea**. The next step is to gather **details**. They are often called supporting details. These details support the main idea of the paragraph.

Usually you will need at least three details to support your main idea. You can include more, though. The important thing is to give enough examples so that your ideas are clear.

To gather details, first list your main idea on a sheet of paper. You may already know something about the topic you will write about. If so, you can list the supporting details that you want to use in your paragraph.

Topic: Rock is my favorite kind of music.

Main Idea: I like the sound of rock music and the messages in the songs.

Supporting Details: The lyrics tell about real-life situations. The ideas in the songs make me think. Rock music has a good beat that I can dance to.

Notice how the student used details to support the main idea.

The Writing Process 写作过程

Why is it important to focus the topic before you gather details? (See The Writing Process, page WP6.)

lyrics ['lɪrɪks] *n. (pl.)* 歌词

Writing Process Activity 写作实践

Look at the movie topic you chose to write about. On a separate sheet of paper, list several details to support your main idea.

Taking notes helps you to keep a record of the information you find. One way to take notes is to answer the *wh*- questions. The *wh*- questions are *Who?* *What?* *When?* *Where?* and *Why?* As you look through books, magazines, and the Internet ask yourself the *wh*- questions. The answers to these questions are usually important details.

One student read the following paragraph in a book about rock music. Her notes are shown below.

English and Technology

英语写作与电脑编辑

You can always use a word-processing program to save and organize your notes.

Bob Mitchell and The Rockets was a famous rock band. Their song "Rock and Roll Around the World" was recorded in 1964. It was the band's first worldwide hit. Young listeners felt that the song said what they were thinking and feeling.

Who was the first famous rock band?

Bob Mitchell and The Rockets

What did they do?

recorded "Rock and Roll Around the World"

When was it recorded?

in 1964

Where was it a rock hit?

worldwide

Why was it such a big hit?

It said what young listeners were thinking and feeling.

Writing Process Activity 写作实践

Think about the kind of movie you want to write about. Use the *wh*- questions to take notes about that kind of movie. Write your notes on a separate sheet of paper.

Once you have enough details, you need to organize them. A good way to organize details is to create an **outline**, or a plan that shows how a main idea and the details connect to each other.

Look at the following outline. Notice that the writing topic is listed first. It has the Roman numeral I next to it. The main idea is listed next. The capital letter A shows the main idea. Finally, each detail is listed under the main idea. The details are numbered from 1 to 3.

- I. Rock is my favorite kind of music.
 - A. I like the sound of rock and the messages in the lyrics.
 - 1. The lyrics tell about real-life situations.
 - 2. The ideas in the songs make me think.
 - 3. It has a good beat that I can dance to.

This sample outline is for just one paragraph. Sometimes, you will have to write longer pieces. Then, you can add more sections to your outline.

Writing Process Activity 写作实践

On a separate sheet of paper, organize your ideas about your favorite kind of movie. Use your topic, main idea, and supporting details to create an outline.

Brush Up on the Basics 知识巩固

Use complete sentences when you include details in your writing.
(See Grammar 1 in the Reference Guide.)

Chapter

A Review 复习

Summary 总结

Writers follow a series of steps called the writing process.

Prewriting is a time for thinking about and planning what you will write.

During prewriting, make sure you understand your writing assignment. Look for key words that will help you plan your writing.

Brainstorming is a way to find a writing topic. Brainstorming means thinking about and listing different ideas.

Choose a writing topic that fits the assignment. You may have to focus, or narrow, your topic to cover it in one paragraph.

Once you have a topic, think about what you want to say about the topic. This statement is the main idea of the paragraph.

Gather details to support the main idea of a paragraph. When taking notes, answer the *wh-* questions to find important details.

Make an outline, or plan, before you write. Use the topic, main idea, and supporting details as the parts of the plan.

topic

details

main idea

prewriting

outline

brainstorming

writing assignment

writing process

Vocabulary Review 词汇复习

Match each term in the box with its meaning.

Write your answers on a separate sheet of paper.

1. the planning stage of the writing process
2. thinking about and listing ideas for writing
3. the small parts that make up the whole
4. a plan that lays out the main part of your writing
5. what your topic is about
6. a writing task that is given to a student
7. the subject of a piece of writing
8. a five-step process for writing

Chapter Quiz 本章检测

Complete the following items. Write your answers on a separate sheet of paper.

1. Why is it important to read the assignment carefully before you begin to write?
2. How would you use brainstorming to find ideas for writing?
3. Why is it important to focus, or narrow, a writing topic?
4. What do details add to a piece of writing?
5. What are two ways to find supporting details for a paragraph?
6. Why is it wise to make an outline before you begin to write?
7. How can an outline help you to organize your topic?

► **Test Tip** 测试提示
Read all of the questions first.
Then, begin to answer the questions you are sure of.

Critical Thinking 独立思考

What are three reasons prewriting is an important step in the writing process? Write your answer on a separate sheet of paper.

Writing Activity 写作实践

Suppose you get an assignment to write a paragraph about your favorite movie. Prepare for the assignment by doing some prewriting. On a separate sheet of paper, begin with brainstorming. Write your main idea and gather supporting details. Then, create an outline for your paragraph.

Drafting is a time to get ideas down on paper.

Arthur Conan Doyle (1859–1930) was a doctor. He wrote drafts of stories while waiting for patients to come to his office. One day, Doyle created the famous detective Sherlock Holmes. Stories about Holmes became so popular that Doyle gave up medicine to write full-time. Two of his best-known Sherlock Holmes novels are *A Study in Scarlet* and *The Hound of the Baskervilles*.



Learning Objectives 学习目的

- Choose a purpose for writing.
- Identify the audience.
- Develop a first draft of a paragraph.
- Write a topic sentence for a paragraph.
- Write the body of a paragraph.
- Write a concluding sentence of a paragraph.
- Use a checklist to review your draft.

Words to Know 词汇

purpose	the reason for writing something
audience	the people who read a piece of writing
drafting	the writing stage of the writing process
<u>topic sentence</u>	a sentence that states the main idea of a paragraph
body	the main part of a paragraph that gives the supporting details
<u>concluding sentence</u>	a sentence that ends a paragraph
<u>restate</u>	to say or write something again in different words
<u>checklist</u>	a list of things to look for and check off when done

topic sentence 主题句
concluding sentence
结尾句
restate ['ri:'steit] v. 重述,
重申
checklist (核对用的)清单

B-1**Choosing Your Purpose for Writing 确定写作目标**

Before you begin to write, ask yourself, *Why am I writing?* The answer is your reason, or **purpose**, for writing. There are four main purposes for writing. These purposes are to explain, to persuade, to inform, and to describe.

persuade [pə'sweɪd] v.

说服

Some writing assignments tell you your purpose for writing. Have you ever had to tell someone how something works? If so, your purpose was to explain. Have you ever tried to ask someone to believe in something? Then, your purpose was to persuade.

Some writing assignments tell you your purpose. When you give facts and details, your purpose is to inform. When you show someone what someone or something looks like, your purpose is to describe. Knowing your purpose will help you choose ideas and details to include in your writing.

Writing Process Activity 写作实践

Think about the paragraph you plan to write about your favorite kind of movie. What is the purpose of your paragraph? On a separate sheet of paper, explain how you chose your purpose for writing.