

义务教育课程标准实验教科书

**英语** (灵通)

(供三年级起始用)

三年级

1

**SUPER KIDS** ACTIVITY BOOK

# 活动手册

(中 国) 课程教材研究所  
英语课程教材研究开发中心 合编  
(美 国) 培生教育出版集团



人民教育出版社



义务教育课程标准实验教科书

# 英语 (灵通)

(供三年级起始用)

三年级

# SUPERKIDS

ACTIVITY BOOK

## 活动手册



CHIP

(中国) 课程教材研究所  
英语课程教材研究开发中心 合编  
(美国) 培生教育出版集团



DONNY



BETH

人民教育出版社



PAM



CHUCK



SANDY



KIM

顾问：Yuri Kuno 刘道义  
策划：魏国栋 龚亚夫  
郝建平 李静纯  
美方主编：Aleda Krause Greg Cossu  
责任编辑：郝建平  
绘图：Leo Bondoc Dudi Gamos Arnold Ramos  
设计：Albert Gamos  
封面设计：林荣桓

义务教育课程标准实验教科书

英语（灵通）

（供三年级起始用）

三年级

活动手册

（中国）课程教材研究所  
英语课程教材研究开发中心 合编  
（美国）培生教育集团

\*

人民教育出版社出版发行

网址：<http://www.pep.com.cn>

人民教育出版社印刷厂印装 全国新华书店经销

\*

开本：889 毫米×1 194 毫米 1/16 印张：4.125 字数：80 000

2003 年 6 月第 1 版 2007 年 4 月第 19 次印刷

ISBN 978-7-107-16897-0 定价：7.10 元  
G·9987（课）

如发现印、装质量问题，影响阅读，请与本社出版科联系调换。

（联系地址：北京市海淀区中关村南大街 17 号院 1 号楼 邮编：100081）

# 前 言

义务教育课程标准实验教科书 英语(灵通)是人民教育出版社与培生教育出版集团合作出版的一套小学英语教材。这套教材是以“全语言”(the Whole Language)的基本教学思路编写的。“全语言”教学指的是儿童应当在一种适合他们成长的环境中学习语言,这种环境应当能够引导他们感知语言韵律,激励他们体验做事过程,促进他们经历真实生活,指导他们习得学习策略。本套教材供小学3-6年级的学生使用,全套教材共4册,每学年一册。

本套教材具有以下几个特点:1. 强调整体感受。儿童有效的语言学习必须伴随着身心的全方位卷入。他们需要接受具有动感的语言,他们需要说出他们特别想说出的语言,他们需要在与伙伴的互动中获得使用语言的快乐。因此,儿童学习英语绝不仅仅是背诵对话,记忆单词,了解语法规则。本套教材的各部分活动设计都力图引导儿童在“听说玩演做”的整体气氛中接受新语言项目,应用学到的语言知识,巩固语言技能,发展学习策略。2. 激励行动体验。儿童学习语言重在体验,重在特定情景中的实际体验。而体验必须伴随着行动。本教材的活动设计和编排都遵循了“行而知之”的学习原则。教材编者通过TPR活动、歌曲演唱活动、歌谣表演活动和游戏活动等多种形式激发儿童积极主动行动的欲望,使他们在行动过程中进行体验,在听听说说、读读写写、唱唱做做、涂涂画画、剪剪贴贴等多样化的行动中轻松地领悟英语的韵律,接受英语的真实表达,巩固英语的基础知识和技能,并形成良好的英语学习习惯。3. 关注真实生活。特定情景中的感受与体验是建立在儿童熟悉的真实生活内容基础之上的。本教材的全部内容均与儿童的实际生活密切相关,广泛涉及到学校学习、家庭生活、饮食、日常起居、身体健康、动物、文化娱乐、体育运动、旅游等丰富多彩的现实话题,伴之以认人、认物、认数、认颜色、认方向、认时间等独具特色的智能游戏。4. 重视语言知识系统滚动。本套教材融汇话题、功能、词汇、语法等语言要素,系统编排学习内容。本套教材围绕真实生活话题展开学习活动,通过会话恰当引入功能学习项目,并有序呈现、训练、巩固基础词汇和句型,在学习过程中整体实现语言知识的有规律的滚动,由此构成贯穿全套教材的循序渐进的学习程序。5. 培养文化意识。本套教材非常重视文化意识的培养,每册书后均安排4个介绍中西方文化知识的栏目。如:中外儿童过生日、游乐园活动、儿童节、教师节、父亲节、母亲节、感恩节、国庆节、圣诞节、春节等。6. 提供系列配套。本套教材具有设置合理,方便教学的配套系统。全套教材共4册,每学年一册,每册书包括学生用书、活动手册、教师教学用书(中、英文版)、学生卡片、教师卡片、教学挂图和录音磁带。本套教材的教师教学用书除提供了各单元详细的教学建议外,还介绍了100余种灵活多样的教学活动,能够直接启发教师的日常教学设计,使他们灵活地选择或借鉴其中的教学活动,以更好地提高教学效果。

编者

2003年6月

## Table of Contents

### Syllabus

Unit 1 Page 1

Unit 2 Page 7

Unit 3 Page 13

Recycle it! 1 Page 19

Unit 4 Page 21

Unit 5 Page 27

Unit 6 Page 33

Recycle it! 2 Page 39

Unit 7 Page 41

Unit 8 Page 47

Unit 9 Page 53

Recycle it! 3 Page 59

# UNIT 1



# Talk about it!



At school.



yellow

red

blue

purple

green

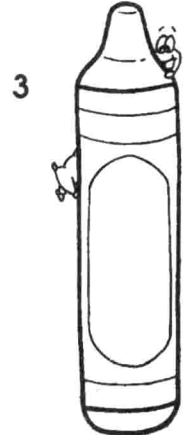

black



Listen.



Color.






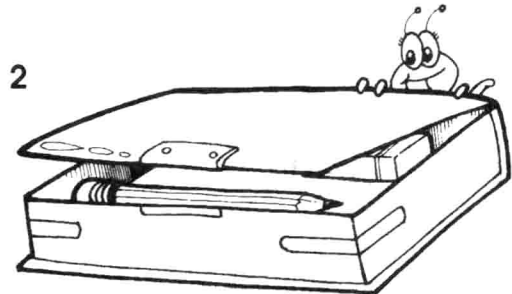

At home.



Listen.



Color.







# Talk about it!




At school.



Listen.



Draw a line.





At home.



Listen.



Draw a line.





# Do it!




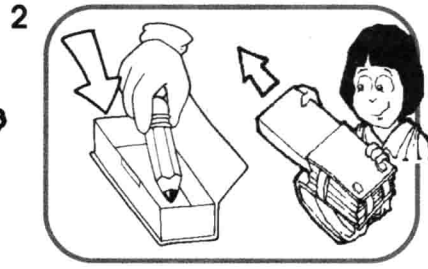

At school.



Listen.



Circle.






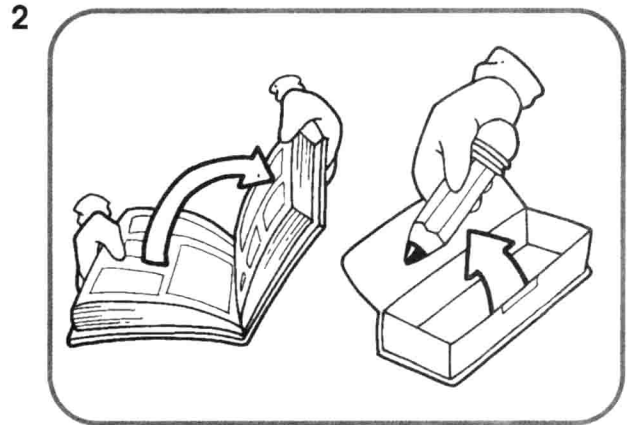

At home.



Listen.



Circle.







# Build it!






At school.



Listen.



Circle.




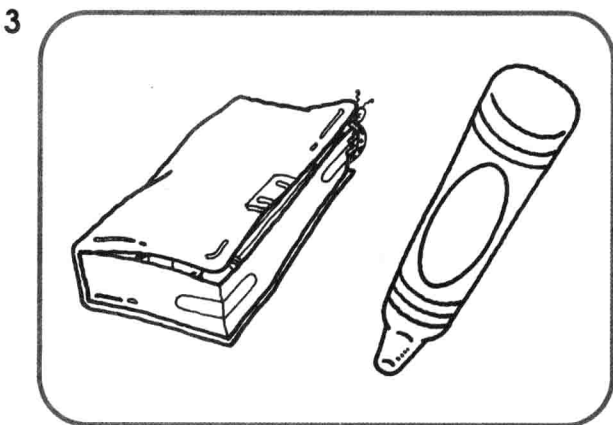


At home.



Listen.



Circle.





# Read it!



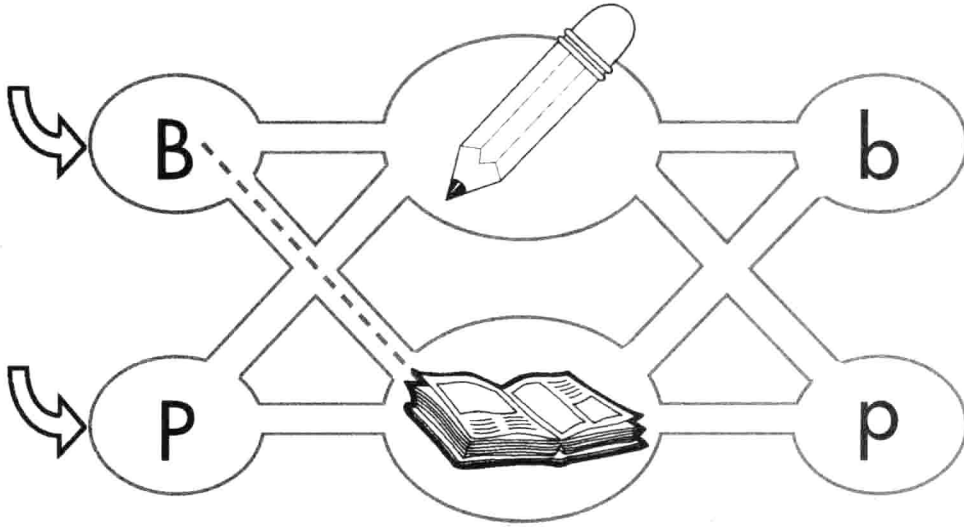
At school.



Listen.



Draw a line.





At home.



Listen.



Draw a line.





# Review it!



At school.




Listen.



Find.



Circle.



At home.




Listen.



Find.



Circle.



# UNIT 2



# Talk about it!



At school.




Listen.




Color.

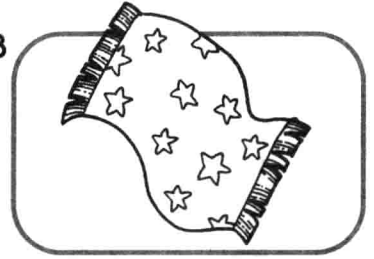
1



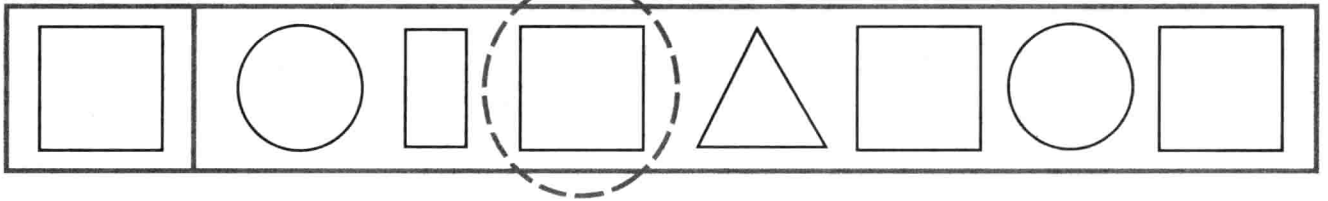
2



3



Find it!



At home.




Listen.




Color.


1



2



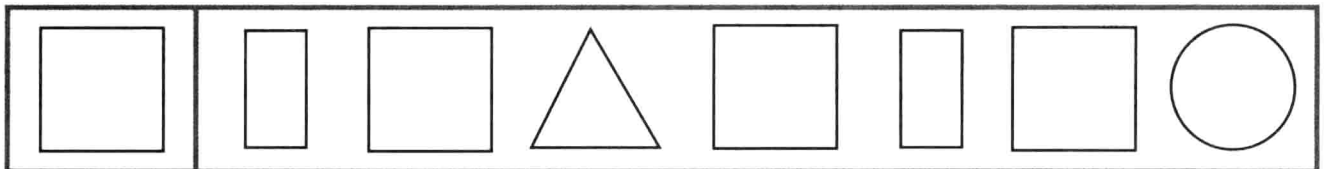
3



4



Find it!



 **Talk about it!**



At school.

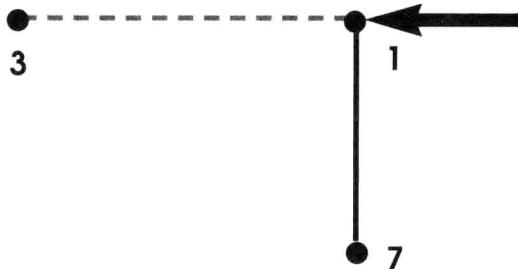


Listen.



Draw a line.

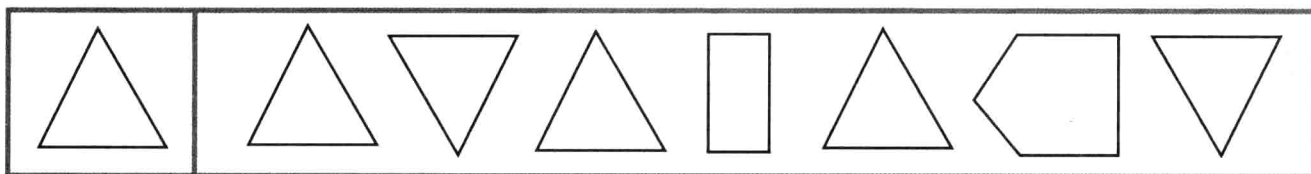
4 ●



5 ●



Find it!



At home.

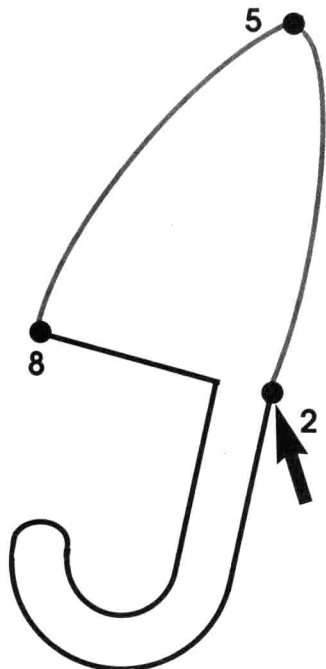


Listen.



Draw a line.

5 ●



6 ●

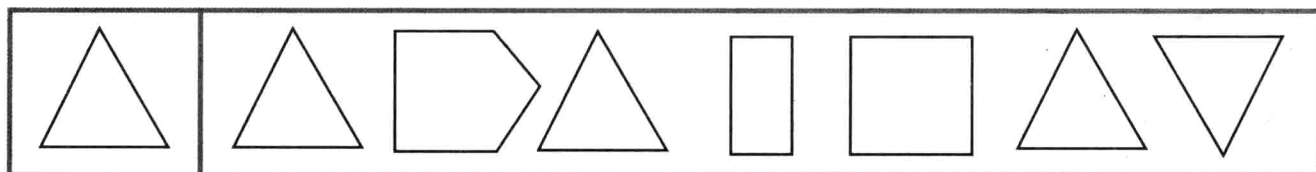
7 ●

3 ●

4 ●



Find it!





# Do it!





At school.



Listen.



Circle.



Find it!





At home.




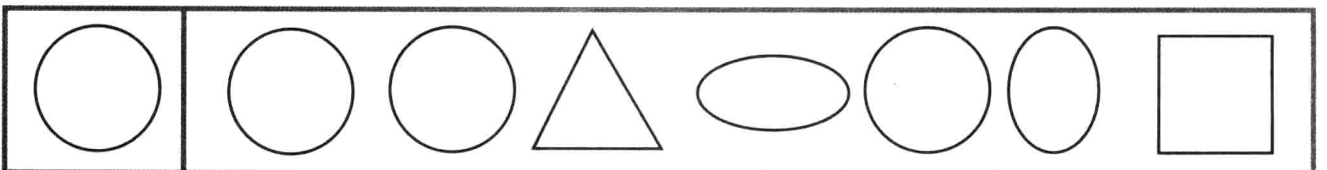
Listen.



Circle.



Find it!





# Build it!




At school.



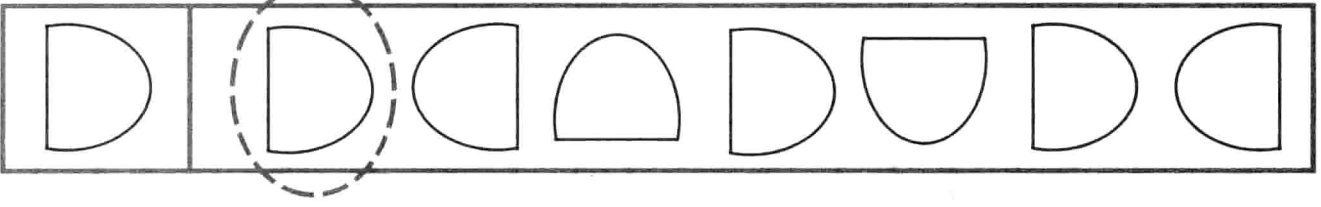
Listen.



Circle.



Find it!






At home.




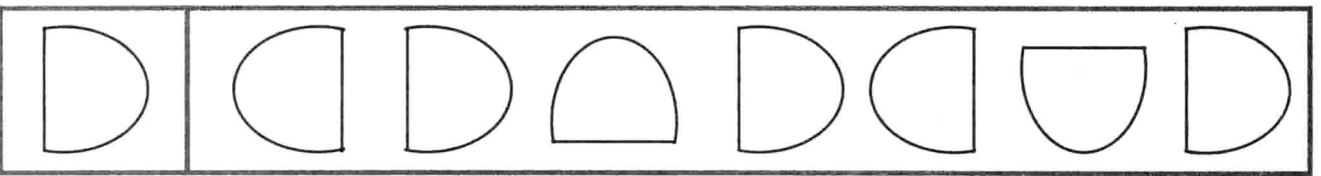
Listen.



Circle.



Find it!







# Read it!







At school.



Listen.



Draw a line.

 **F** —————  ————— **V**  
 **V** —————  ————— **f**



Find it!

S	S	s	S	∞	2	S	∞
---	---	---	---	---	---	---	---









At home.



Listen.




Draw a line.

 **F** —————  —————  ————— **V**  
 **V** —————  —————  ————— **f**



Find it!

S	S	∞	2	s	2	S	S
---	---	---	---	---	---	---	---





# Review it!



At school.




Listen.



Find.



Circle.



Find it!



At home.



Listen.



Find.



Circle.



Find it!

