

汉英对照版

义务教育课程标准实验教科书

ART

一年级 下册

课程教材研究所 组译
双语课程教材研究开发中心

美术

人民教育出版社

People's Education Press

第1课 影子的游戏

Lesson 1 A Shadow Game

阳光下，影子随着我们舞动。

Look! The shadows are dancing with us in the sunshine.



学习要求 (Learning demands):

- 在投影仪或灯光前做各种动作和姿势，也可剪影或画影子。

To make any body movements or gestures before the light or the projector. You can also make a silhouette or draw a shadow.



拓展 (Extension activity):

- 也可欣赏中国皮影戏，试着做做皮影形象。

Enjoy a Chinese shadow play, try to create some shadow figures of your own.

第2课 走近大自然

Lesson 2 Let's Come to the Nature

用大自然带给我们的礼物，创造美丽和神奇。

Let's create beauty and pictures with the presents brought by the Nature.



学习要求 (Learning demands):

- 充分利用当地各种自然材料, 如沙、雪、泥堆造各种造型。

To make good use of all kinds of local natural materials such as sand, snow and mud to make different sculptures.



拓展 (Extension activity):

- 可利用人造物摆放图形, 也可用冰箱冰冻制作各种造型。

Design some pictures with artificial crafts, or try to mould different figures in the refrigerator.




第3课 花地毯

Lesson 3 A Beautiful Carpet

一加一等于二，无数块花纸片就变成了一块美丽的花地毯，你说棒不棒？

One and one is two. Look, Many pieces of colored paper can make a beautiful carpet.
How wonderful it is!



学习要求 (Learning demands):

- 用旧画报、挂历、彩纸等材料设计一块小地毯。

To design a small carpet with the old pictures, calendars or colored paper.

拓展 (Extension activity):

- 拼成一张大地毯，看一看，说一说。

Design a big carpet. Enjoy it and make some comments.

第4课 分蛋糕

Lesson 4 Cut Your Birthday Cake

生日的小主人，可别性急，要吃蛋糕前，先得考考你。大胆地切开它，看看它还能变个啥？

Happy birthday! But don't be so impatient. Before you eat the cake, cut it and have a look and think about that what other shapes it can turn into?



学习要求 (Learning demands):

- 画出圆形的蛋糕，然后用剪刀剪开，再排列、组合成新的画面。

To draw a round cake and cut it into pieces with scissors. To arrange them into a new picture.

拓展 (Extension activity):

- 可画西瓜或其他圆形的东西，重新拼贴、组合。

Draw a watermelon or other different shapes. Rearrange them to make new pictures.



第5课 有趣的半圆形

Lesson 5 Interesting Hemicycles

半个月亮爬上来了,小朋友,给它添上几笔,它会变成什么呢? 动动你的小脑瓜,月亮婆婆正看着你呢。

Look, the half moon is rising. If you draw some lines, what can you turn it into? Think. The moon is looking down on you.



学习要求 (Learning demands):


- 用半圆形变化出各种动物或物品, 添加、组合成各种画面。

To change the hemicycles into different animals or objects. Add some drawings to create other different pictures.

拓展 (Extension activity):

- 可用其他形状变化成各种动物或物品。

Change other shapes into different animals or objects.



第6课 摸一摸 画一画

Lesson 6 Touch and Draw

感觉的天空很大很大，心中的图画很多很多。从这些画中，你看到了什么？想试试吗？

My world of feeling is very large and there are so many pictures in my heart. What can you see in these pictures? Do you want to see?



我摸到了冰，很滑。
I can touch the ice and it's very slippery.




爸爸带我去医院打针，很痛。
Daddy takes me to the hospital to have an injection and it's very painful.



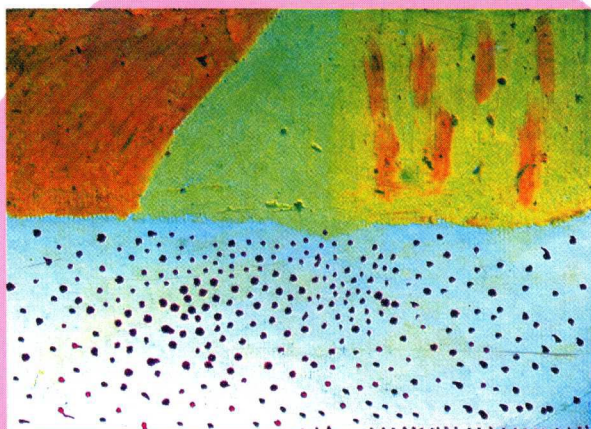

我摸到了大海和沙滩的感觉。
I can touch and feel the sea and the sand.



我画的是热的感觉。
I am drawing the feeling of heat.



胶水弄在手上黏乎乎的感觉。
The glue is very sticky on my hands.



学习要求 (Learning demands):

- 表现粗糙、光滑、坚硬、柔软等感觉。

To express the rough, slippery, hard and soft feelings in your pictures.

拓展 (Extension activity):

- 还可用不同材料表现以上的感觉，如用绒线、棉花、石头等材料。

You can use different materials to express these feelings, such as wool, cotton and stones.




第7课 小挂饰

Lesson 7 Small Necklaces

花花纸，小纽扣，你剪纸，我穿线，打扮谁？你与我。

Colored paper, little buttons. You cut the paper and I pull the thread. Then dressed up, you and me?



学习要求 (Learning demands):


- 用线串联纸、纽扣或其他物品，做一件小挂饰。

To string the paper, button or other things to make a necklaces.



七璜连珠组玉佩 [西周]

A jade pendant with seven semi-circular jade linked (Western Zhou)



拓展 (Extension activity):

- 挂在家里、教室里，也可挂在脖子上，或套在手腕上。评一评，议一议。

Hang it in your house, classroom or wear it on your neck or around your wrist.
Which is most beautiful?







第8课 瓢虫的花衣裳

Lesson 8 The Ladybug's Beautiful Clothes

把美丽的画笔拿出来，看看谁画的瓢虫最美丽。

Take out your colored pencils to draw ladybugs.


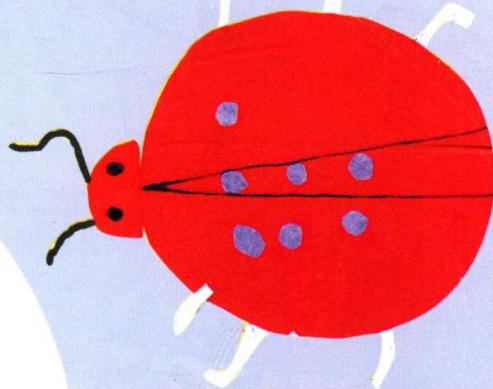


Which ladybug is the most beautiful?



学习要求 (Learning demands):

- 用绘画、剪贴等方法表现瓢虫。

To draw or cut and paste ladybugs.



拓展 (Extension activity):

- 可用半个乒乓球、瓶盖或圆形的盒子，装饰成瓢虫，玩一玩。

Use half of a table tennis ball, bottle lids or round boxes to make a ladybug. Enjoy yourself.



第9课 生活中的趣事

Lesson 9 Interesting Things in My Life

有趣的事儿数也数不清。来！把你的也添上。

There are countless interesting things in my life.
Come on! Add up yours to the picture.





学习要求 (Learning demands):

- 回忆生活中有趣的事，用绘画形式进行创作。

Recall interesting things in your life and create a picture.

拓展 (Extension activity):

- 可用其他材料来表现。

You can use any other materials.




第10课 泡泡飞呀飞

Lesson 10 Fly, Fly, Small Bubbles

风儿，把泡泡抱在怀里，泡泡，把我们抱在怀里。

Bubbles fly in the wind and we are in the bubbles.






学习要求 (Learning demands):

- 画透明的肥皂泡、气球，添画乘泡泡在飞的人、动物。

To draw soap bubbles or balloons and then add persons or animals onto the bubbles.



拓展 (Extension activity):

- 可用各种材料来表现这一题材。

You can represent this with different materials.

第 11 课 太空里的植物

Lesson 11 Space Plants

做一回太空人吧，把美丽的植物带给地球上的小朋友。

Be an astronaut and bring some beautiful plants to your friends on Earth.

