

经全国中小学教材审定委员会  
2001年初审通过

义务教育课程标准实验教科书

# 英语

(灵通)

1

SUPER KIDS

STUDENTS' BOOK

(供三年级起始用)

三年级

(中国) 课程教材研究所  
英语课程教材研究开发中心 合编  
(美国) 培生教育出版集团



人民教育出版社



义务教育课程标准实验教科书

# 英语

(灵通)

**SUPERKIDS** STUDENTS' BOOK

(供三年级起始用)

三年级



CHIP

课程教材研究所  
(中国) 英语课程教材研究开发中心 合编  
(美国) 培生教育出版集团



DONNY



BETH

人民教育出版社



PAM



CHUCK



SANDY



KIM



顾问: Yuri Kuno 邓炎昌 丁往道 胡文仲

编委会主任: 刘道义

编委会副主任: 魏国栋 龚亚夫 郝建平

美方主编: Aleda Krause Greg Cossu

责任编辑: 郝建平 王战旗

绘图: Leo Bondoc Dudi Gamos Arnold Ramos

设计: Albert Gamos

封面设计: 林荣桓

郝建平参加了本书文化部分的设计和改编工作; 刘荔芳参加了本书文化部分的前期改编工作; 赵莹参加了本书文化部分改编的绘图工作。李静纯审阅了本书。

义务教育课程标准实验教科书

英语

(灵通)

(供三年级起始用)

三年级

(中国) 课程教材研究所  
英语课程教材研究开发中心 合编  
(美国) 培生教育出版集团

\*

人民教育出版社出版发行

(北京沙滩后街55号 邮编: 100009)

网址: <http://www.pep.com.cn>

人民教育出版社印刷厂印装 全国新华书店经销

\*

开本: 890毫米×1194毫米 1/16 印张: 5 字数: 100 000

2003年6月第1版 2004年9月第8次印刷

ISBN 7-107-16673-5 定价: 6.50元  
G·9763 (课)

著作权所有·请勿擅用本书制作各类出版物·违者必究  
如发现印、装质量问题, 影响阅读, 请与出版社联系调换。

(联系地址: 北京市方庄小区芳城园三区13号楼 邮编: 100078)

# Syllabus

Unit	Title	Topics	Dialogs
1	Me	At school My body Colors	I'm Chip. What's your name? I'm Donny. Hi. My name's Kim. Hello, I'm Beth. Good-bye. See you later.
2	My Family	At the beach Family members Numbers 1-10	Sorry. That's O.K. Are you ready? Yes. Thank you. You're welcome.
3	My Friends	In the park People and animal friends	Let's swing. O.K. Whose turn is it? It's my turn. I'm tired. Me, too.
Recycle 1	Review of Units 1-3	Quiz game / Board game	
4	Food	On a picnic	Bread, please. Here you are. Thanks. I'm hungry. Have some chicken. I'm thirsty. Have some water.
5	Clothes	Outdoor activities Seasons	Ah-choo! Bless you. Thank you. Be careful! O.K. Ouch! Are you O.K.? Yes.
6	My Home	Rooms in a house Furniture Indoor activities	Hurry up! Wait a minute. May I watch TV? Sure. Go ahead. I'm finished. Good.
Recycle 2	Review of Units 4-6	Interview / Board game	
7	My Classroom	Classroom activities Numbers 11-20	Sorry I'm late. That's all right. Finished? Not yet. Shhh! Quiet! O.K.
8	On the Playground	Weather Times of day Sports	It's hot today. Yeah. Let's play basketball. O.K. It's cold tonight. Yeah.
9	Art Class	Making things Colors	Can I sit here? Sure. Can I use your scissors? Just a minute. Good-bye. Have fun!
Recycle 3	Review of Units 7-9	Quiz game / Board game	
Culture 1	Happy Birthday	Twelve animals	What are you? I'm a monkey.
Culture 2	At the Fair	Fair rides / foods	Let's go on the bumper cars. Great! Do you like snow cones? Yes, I do. / No, I don't.
Culture 3	Happy Halloween	Halloween costumes	What are you? I'm a clown.
Culture 4	Merry Christmas	Christmas symbols	What's this? It's a bell.



Verbs(TPR)	Grammar	Phonics
Classroom commands Body part substitutions	It's <i>a mouse</i> . What's this? It's <i>a book</i> .	B b — book P p — panda
Commands with a ball Family member substitutions	He's my <i>brother</i> . She's my <i>sister</i> . Who's he? He's my <i>brother</i> . Who's she? She's my <i>sister</i> .	F f — frog V v — van
Playground commands Play equipment substitutions	It's <i>big</i> / <i>little</i> . Is it <i>little</i> ? Yes, it is. Is it <i>big</i> ? No, it isn't.	S s — snake Z z — zebra
	What's this? It's a <i>green book</i> .	
Commands at the table Tableware substitutions	I like <i>candy</i> . I don't like <i>candy</i> . Do you like <i>chicken</i> ? Yes, I do. / No, I don't.	C c — cat G g — gorilla A a — apple
Sport commands Clothing substitutions	I can <i>swim</i> . / I can't <i>swim</i> . Can you <i>skate</i> ? Yes, I can. / No, I can't.	D d — dog T t — turtle I i — iguana
Indoor activity commands Game substitutions	I'm <i>watching TV</i> . What are you doing? I'm <i>watching TV</i> .	M m — mouse N n — notebook L l — lamp E e — elephant
	Do you like <i>candy</i> ? Yes, I do. It's <i>yummy</i> . / No, I don't. It's <i>yucky</i> .	
Classroom commands Classroom equipment substitutions	I have <i>a notebook</i> . I don't have <i>a pencil</i> . Do you have <i>a book</i> ? Yes, I do. Do you have <i>a pencil</i> ? No, I don't.	W w — window R r — rabbit O o — octopus
Sport commands Sport substitutions	He's <i>riding a bike</i> . She's <i>playing soccer</i> . What's he doing? He's <i>throwing the ball</i> . What's she doing? She's <i>hitting the ball</i> .	K k — kangaroo Q q — question H h — hat U u — umbrella
Commands to make a hat	The pen is <i>in</i> / <i>on</i> / <i>under</i> the book. Where's the paintbrush? It's <i>in</i> / <i>on</i> / <i>under</i> the box.	J j — jacket Y y — yo-yo X x — box
	What's he doing? He's <i>swimming</i> . What's she doing? She's <i>eating</i> .	
Party comands		
Halloween preparations		
Christmas preparations		



# Table of Contents

## Syllabus

**Unit 1** Page 1

**Unit 2** Page 7

**Unit 3** Page 13

**Recycle it! 1** Page 19

Down the Slide Page 21

**Unit 4** Page 23

**Unit 5** Page 29

**Unit 6** Page 35

**Recycle it! 2** Page 41

Up the Ladders Page 43

**Unit 7** Page 45

**Unit 8** Page 51

**Unit 9** Page 57

**Recycle it! 3** Page 63

Down the Snakes. Up the Ladders Page 65

**Happy Birthday** Culture 1 Page 67


**At the Fair** Culture 2 Page 69

**Happy Halloween** Culture 3 Page 71

**Merry Christmas** Culture 4 Page 73

**Word List** Page 75





## Talk about it!

Listen. Point.



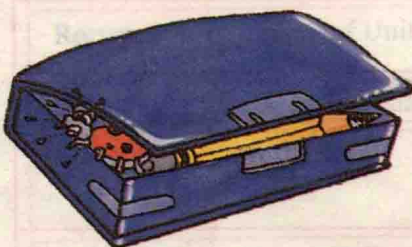
a book



a crayon




a pencil




a pencil case




yellow




red



blue







a mouse



a bug




a dog




a monkey



a panda



purple



green



black





# Do it!

Listen. Point.




Stand up.



Sit down.



Open your book.




Close your book.



Take out your book.



Put away your book.



Touch your **nose**.



Touch your **toes**.



**head**



**eye**



**ear**




**mouth**





# Build it!

## 1 Listen. Repeat.



It's a mouse.

## Practice.

1



a bug

2



a dog

3




a monkey

4



a panda

## 2 Listen. Repeat.



What's this?

It's a book.

## Ask. Answer.

1



a crayon

2



a pencil case

3



a book

4



a pencil

## Sing-A-Gram.










# Read it!

Listen. Point.



## Find it!

Draw ○ □ .



B      B      p      B  
 b      p      p      p      b      p  
       p      p      p      b      b

Let's sing.



A B C D E F G H I J K L M N O P Q R S T U V W X Y Z

I can sing my ABC's. All the way from A to Z!






# Review it!

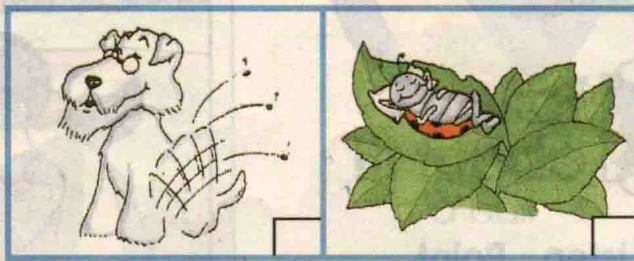
UNIT  
1

Listen. Check.

1



2




3




4



5



6



## Sing it!



What's your name?

I'm



What's your name?

I'm



Hello,



Hello,



What's your name?

I'm



What's your name?

I'm



Good-bye,



Good-bye,







## Talk about it!

Listen. Point.



mother



father



sister



brother



1



2

3

4

5

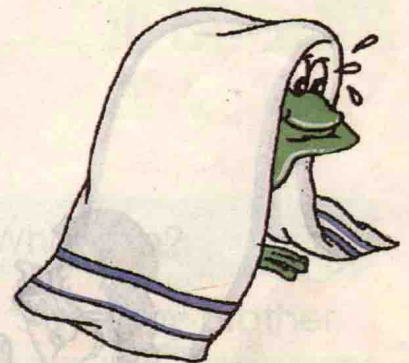





a ball



an umbrella



a towel



a ring

6 7 8 9 10





# Do it!

Listen. Point.



Pick up the ball.



Put down the ball.



Catch the ball.



Throw the ball.



Roll the ball.



Bounce the ball.



Look at my family



brother



sister



grandmother



grandfather





# Build it!

## 1 Listen. Repeat.



He's my brother.

She's my sister.

## Practice.



grandfather

father

grandmother

mother

## 2 Listen. Repeat.



Who's he?

He's my brother.

Who's she?

She's my sister.

## Ask. Answer.



grandfather

grandmother

father

mother





# Read it!

Listen. Point.

**F f**

frog



father



fish



**V v**

van



vest






violin



## Find it!

Draw ○ □.



Let's sing.



a b c d e **f** g h i j k l m n o p q r s t u **v** w x y z

I can sing my ABC's. All the way from A to Z!