



九年义务教育小学语文教科书实验本英语



活动手册

(新课标版·供三年级起始用)

六年级 上册



吉林教育出版社

经吉林省中小学教材审定委员会审查通过

九年义务教育小学教科书(实验本)英语
活动手册

(新课标版·供三年级起始用)

六年级 上册

*

吉林教育出版社 出版
吉林出版集团教材中心 重印
吉林省新华书店 发行
长春新华印刷厂 印装

*

开本:787毫米×1092毫米 1/16 印张:6.5

2004年7月第1版 2004年7月第1次印刷

印数:1-63 000

ISBN 7-5383-4869-7 定价:4.60元
G·4487(课)

著作权所有·请勿擅用本书制作各类出版物·违者必究。
如发现印、装质量问题,影响阅读,请与书店联系调换。

使用说明

《九年义务教育小学教科书(实验本)英语活动手册·六年级上册》以话题——功能——结构——任务为编写思路,体现了外语教学思想的继承和发展,在分析、研究许多种国内外小学英语教材的基础上,取其精华,博采众长,形成了本活动手册特有的编写体系。活动手册的设计和编写,是对本册教材内容学习的巩固、补充、扩展和提高。除了具有教材的七大特点之外,还注重对学生的动手能力、学生的探究式学习、学生的个性发展、学生合作意识、世界意识及多学科知识融合等多角度的综合能力的培养。

《九年义务教育小学教科书(实验本)英语活动手册·六年级上册》共分八个单元:即六个学习单元和两个复习单元,每单元分A、B、C、D、E、F六个部分。A、B两个部分为教材基础内容的巩固练习;C为语音练习;D为阅读练习;E、F两个部分为选择部分。活动手册A、B两部分分别提供了听力练习内容、动手选择(涂涂、画画、玩玩、做做等游戏)、动手制作及分组讨论题。E部分为小组活动。F部分是分组讨论题、归类题、智力题为主的培养学生综合能力的题目。两个复习单元则分别针对前三个单元进行综合训练。除此之外,在复习单元还设有评价成绩表,此表包括:学生自评、小组评价、教师评价及总评语。

活动手册中设有固定的题标。其中,“耳朵”题标代表听力内容;“手握笔”题标代表动手内容;“三个小人头”题标代表分小组讨论;“一本展开的书本”题标代表阅读等。每个题目的具体要求均有英文提示。

本活动手册试图在全面培养学生综合运用语言能力上有所突破,设计了各种少年儿童所喜爱的活动内容,望广大教师在充分学习研究教材的基础上,充分发挥活动手册在教学中不可替代的辅助作用。

编委会

顾问：魏国栋 迟学智
主任：龚亚夫 张德利
副主任：赵士英 高长声 张柏华
 张献臣 吴悦心
成员：龚亚夫 张德利 赵士英
 申亚坝 高长声 张柏华

总策划：高长声 赵士英
本册主编：龚亚夫 张柏华

本册编写：(按姓氏笔画为序)
于洋 王儒红 吕延林
孙维华 谷晓颖 张柏华
赵宏娜 金海威 荆玉求

责任编辑：高长声 孙宇红
责任校对：宋昌云
美术编辑：刘朝阳 李浩然 夏铁军
 庞振忠 张丹

版式设计：高长声
封面设计：庞振忠 林荣桓

CONTENTS


Unit 1	How do you go to school?	1
Unit 2	Where is the science museum?	12
Unit 3	What are you going to do?	23
Recycle	1	34
Unit 4	I have a Canadian friend	40
Unit 5	What does she do?	51
Unit 6	The story of rain	62
Recycle	2	73

A

Unit One

How do you go to school?


I. Listen and match.



①


②


③




④

⑤





II. Listen and tick. 


1



2



3



4



III. Read and write.



on foot

by bus

by bike

by subway

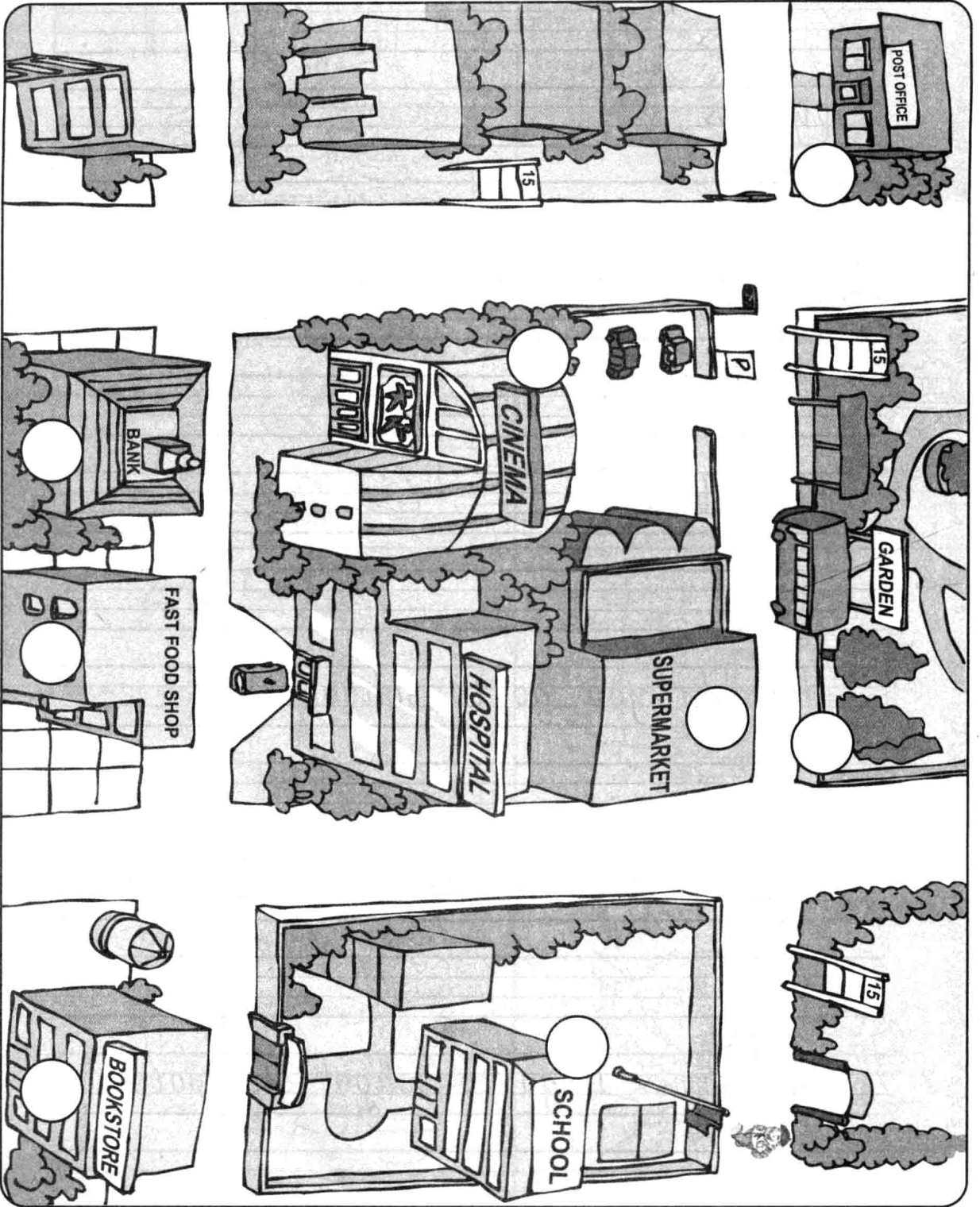
How do you go to school?

Usually I go to school by bike.

Sometimes I go to school on foot.

B

I. Listen and number.




II. Listen and match.



1

A


Go when it is a green light.



2

B

Wait at a yellow light.




3

C

Stop at a red light.


III. What are these signs? Match the meaning with the signs.



A



B




C



D



E



F

1. Crosswalk. ()
2. Turn right. ()
3. One way. ()

4. No entry. ()
5. No bike. ()
6. Don't turn left. ()

IV. Read and write.



traffic lights

corner

traffic rules

stop

wait

How can I get to the supermarket?

I think you can go there by bus No. 15.

C

Pronunciation




I. Listen to the vowel sound in each word. Draw a circle around the pictures if you hear the /i:/ or /i/ sound.

1				
2				

II. Listen to the consonant sound in each word. Draw a circle around the pictures if you hear the /p/, /b/, /t/ or /d/ sound.

1				
2				



Reading

I . Read the story and say yes or no.

Pumpkins (1)

This is a pumpkin. It is round and it has hard skin. Pumpkins can be different colours. They are usually orange, but sometimes they are yellow, white, green or brown.

Pumpkins usually weigh between four and eight kilogrammes. Sometimes pumpkins can be very big. The biggest pumpkin in the world weighed 342 kilogrammes!

1. A pumpkin is round and it has soft skin. ()
2. Pumpkins can be only one colour. ()
3. Pumpkins usually weigh between four and eight kilogrammes. ()
4. The biggest pumpkin in the world weighed 234 kilogrammes. ()



II. Read the story and answer the questions.

Pumpkins (2)

Farmer Greenhand grows pumpkins. He plants the seeds in a greenhouse in spring. In the greenhouse the ground is dark and warm and wet. Farmer Greenhand waits for three weeks.


The seeds grow into little plants. The plants have roots under the ground. They have leaves above the ground.

Farmer Greenhand takes the plants to his field. He puts them in the ground. He plants them in little hills.

1. Who grows pumpkins?
2. When does he plant the seeds in a greenhouse?
3. How many weeks does he wait?
4. Where does he take the plants to?







E




Group work.

I. Find out how your classmates go to school.

Way \ Name					Others
Zhang Peng	✓				

II. Ask and answer.

How do you go to school?



I go to school by subway, because it's fast.

F



Discuss in groups.

This calendar was printed with the months missing. The month of January has been placed in the correct place. Using that bit of information to start, can you write the name of the other months on the correct calendar pages?

S	M	T	W	T	F	S
1	2	3	4	5	6	7
8	9	10	11	12	13	14
15	16	17	18	19	20	21
22	23	24	25	26	27	28
29	30					

S	M	T	W	T	F	S
					1	2
3	4	5	6	7	8	9
10	11	12	13	14	15	16
17	18	19	20	21	22	23
24 31	25	26	27	28	29	30

S	M	T	W	T	F	S
	1	2	3	4	5	6
7	8	9	10	11	12	13
14	15	16	17	18	19	20
21	22	23	24	25	26	27
28	29	30				

S	M	T	W	T	F	S
						1
2	3	4	5	6	7	8
9	10	11	12	13	14	15
16	17	18	19	20	21	22
23	24	25	26	27	28	

S	M	T	W	T	F	S
				1	2	3
4	5	6	7	8	9	10
11	12	13	14	15	16	17
18	19	20	21	22	23	24
25	26	27	28	29	30	31

S	M	T	W	T	F	S
	1	2	3	4	5	6
7	8	9	10	11	12	13
14	15	16	17	18	19	20
21	22	23	24	25	26	27
28	29	30	31			

S	M	T	W	T	F	S
			1	2	3	4
5	6	7	8	9	10	11
12	13	14	15	16	17	18
19	20	21	22	23	24	25
26	27	28	29	30	31	

S	M	T	W	T	F	S
		1	2	3	4	5
6	7	8	9	10	11	12
13	14	15	16	17	18	19
20	21	22	23	24	25	26
27	28	29	30	31		

JANUARY						
S	M	T	W	T	F	S
			1	2	3	4
5	6	7	8	9	10	11
12	13	14	15	16	17	18
19	20	21	22	23	24	25
26	27	28	29	30	31	

S	M	T	W	T	F	S
						1
2	3	4	5	6	7	8
9	10	11	12	13	14	15
16	17	18	19	20	21	22
23 30	24	25	26	27	28	29

S	M	T	W	T	F	S
						1
2	3	4	5	6	7	8
9	10	11	12	13	14	15
16	17	18	19	20	21	22
23 30	24 31	25	26	27	28	29

S	M	T	W	T	F	S
		1	2	3	4	5
6	7	8	9	10	11	12
13	14	15	16	17	18	19
20	21	22	23	24	25	26
27	28	29	30			