

义务教育课程标准实验教科书

英语 (PEP) 活动手册

(供三年级起始用)

四年级 下册

PEP PRIMARY ENGLISH
ACTIVITY BOOK

(中国) 课程教材研究所
英语课程教材研究开发中心 合编
(加拿大) Lingo Media 国际集团



人民教育出版社



英 语 (P E P)


活动手册

(供三年级起始用)

四年级 下册

PEP PRIMARY ENGLISH
ACTIVITY BOOK

(中 国) 课 程 教 材 研 究 所
英语课程教材研究开发中心 合编

 (加拿大) Lingo Media 国际集团

人 民 教 育 出 版 社

义务教育课程标准实验教科书

英语 (PEP)

活动手册

(供三年级起始用)

四年级 下册

(中 国) 课 程 教 材 研 究 所
英语课程教材研究开发中心 合编
(加拿大) Lingo Media 国 际 集 团

*

人民教育出版社出版发行

(北京沙滩后街 55 号 邮编: 100009)

网址: <http://www.pep.com.cn>

人民教育出版社印刷厂印装 全国新华书店经销

* *

开本: 787 毫米×1 092 毫米 1/16 印张: 5.5

2003 年 12 月第 1 版 2005 年 1 月第 4 次印刷

ISBN 7-107-16943-2 定价: 8.80 元
G·10033 (课)

如发现印、装质量问题,影响阅读,请与出版社联系调换
(联系地址:北京市方庄小区芳城园三区 13 号楼 邮编: 100078)

顾 问：邓炎昌 丁往道 胡文仲
编委会主任：刘道义
编委会副主任：魏国栋 龚亚夫 郝建平
主 编：龚亚夫
副 主 编：吴悦心
编 者：吴悦心 Sandra Purchase 李红燕
 朱伟明 马剑辉 刘荔芳
责 任 编 辑：刘荔芳 马剑辉
美 术 编 辑：林荣桓
插 图：上可画坊
版 式 设 计：吴悦心 刘荔芳 马剑辉
封 面 设 计：林荣桓

致 同 学

亲爱的同学：

新学期开始了，你是不是对学习英语更有信心了？那就赶快翻开四年级下册《活动手册》吧。

在这本《活动手册》里，你会发现内容更加丰富多彩了。从四年级下册开始，读一读、想一想、写一写的活动更多了，而单纯听的活动少了。在每个单元的最后，我们还特意安排了一页 Challenge!。这一页上的活动可能有一点难，建议你和你的小伙伴们互相帮助，一起来完成。我们相信只要你们认真学习、开动脑筋，就一定能把这些活动做好。除此之外，这一册里还增加了填字游戏、判断正误等新的活动。这些活动将帮助你们提高听、说、读、写和理解、判断的能力。

准备好了吗？快来和你的小伙伴比一比，看谁做得更好。

编 者



CONTENTS

Unit 1 My School ----- 1

Unit 2 What Time Is It? ----- 8

Unit 3 Is This Your Skirt? ----- 15

Recycle 1 ----- 22

Unit 4 It's Warm Today ----- 29

Unit 5 How Much Is It? ----- 36

Unit 6 At a Farm ----- 43

Recycle 2 ----- 50


UNIT 1 My School

A

1. Listen and match



2. Listen and draw the path



Listen again and write the numbers.

Sarah: Welcome to our school!

Man & Woman: Thank you.

Sarah: That is the _____. This is my _____.

Woman: Look! That is a _____!

Sarah: Yes, it is.

Man: Do you have a _____?

Sarah: Yes, this way please. This is our new library.

Man: That's great!

Sarah: This is the _____. We have lunch at school.

Woman: It's so big.

Sarah: That is our _____.

Man & Woman: Oh, your school is beautiful!




3. Copy and read

computer board fan light

This is my computer. That is your computer.

4. Listen and write



Zip: _____ my _____. Open the _____ and see.


Look! A big _____, four _____, six _____, eight _____ and many desks and chairs.

Monkey: _____ is your classroom. What's in it?

Rabbit: Let's go and have a look!

B

1. Listen and write the letters





Wu Yifan : Come and look at this map. You can see the _____, _____ and _____ on the first floor. The _____, the _____ and the _____ are on the second floor.

Tim : Where is your classroom?

Wu Yifan : It's not in this building.

2. Listen and number



Listen again and draw the mouth.


- (1) Is this the art room? (..)
- (2) Is that the computer room? (..)
- (3) Is this the TV room? (..)
- (4) Is that the washroom? (..)
- (5) Is this the canteen? (..)

3. Copy and read

teacher's desk picture wall floor

Is this a teacher's desk? Yes, it is.

4. Read and write



Dog: Is this your _____?

Zoom: No, my picture is on the _____.

Donkey: Is that a _____?

Zip: Yes, _____.

Monkey: Where is my ball?


Rabbit: Look! It's on the _____.

Challenge!

1. Can you read these words? (each for 2 points!)




cake



face




name




gate



bag



hat



sad



fat

2. Little teacher

There is one mistake in each line.

- (1) This is a teacher's desk (_____)
- (2) is that your picture? (_____)
- (3) Yes, is it. (_____)



3. Read, match and talk with your partner

A

- (1) Is this your schoolbag?
- (2) Where is your classroom?
- (3) Do you have a library?
- (4) How many lights are there in your classroom?
- (5) Who's your English teacher?



B

- Yes, we do.
There are six.
Miss White.
It's on the second floor.
Yes, it is.



UNIT 2 What Time Is It?

A

1. Listen and match

Schedule

Time

Activity



P.E. class




lunch



dinner



breakfast

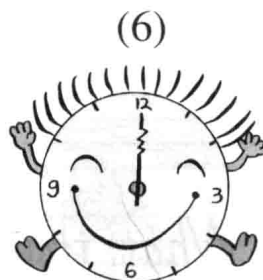

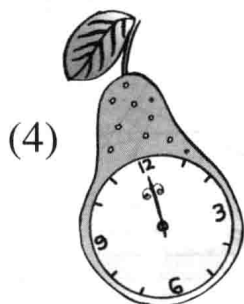
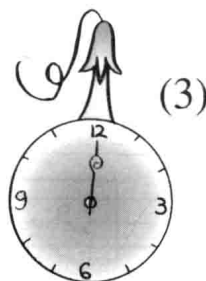




English class



music class

2. Listen and draw the short hands



Listen again and write the time.

(1) It's _____ o'clock. Let's go to school.

(2) What time is it? It's _____ o'clock. It's time for Chinese class.

(3) Oh, it's _____ o'clock. Let's go home.

(4) It's _____ o'clock. It's time for dinner.

(5) What time is it? It's _____ o'clock. It's time to go to bed.

(6) What time is it now? It's _____ o'clock. Let's go to the playground.

3. Copy and read

one two three four five


six seven eight nine ten

What time is it? It's two o'clock.

4. Read and write

(1) What ____ is ____?

It's ____ o'clock. ____'s
time for ____ class.



(2) ____ time ____ it?

It's ____ o'clock. Let's
go to school.



B

1. Listen, number and match



2. Listen and connect the mushrooms

