

水彩素描

SKETCHING IN WATERCOLORS

美工圖書社




水彩素描

SKETCHING IN WATERCOLORS




00063660



J 215/34
水彩素描

945160



西丸式人

1945 年出生

1972 年東京藝術大學 V、D 大學院畢業

著作有「速描教室」，「水彩速描」，「速描與 3 名模直兒」，「速描的基本」，「肖像畫的畫法」。

以「鳥野優」的筆名、在畫刊社執筆教養叢書「彩若鉛筆描寫畫」

Norito Saimaru.

Born: 1945

1972: Completed a postgraduate course in V.D. at the Tokyo University of Fine Art.

Previous publications: "Sketching Classroom", "Watercolor Sketching", "Sketching with Three Models", "Basic Sketching", "How to Paint Portraits".

水 彩 素 描

著 者：美工圖書社編

出 版 者：邯鄲出版社

發 行 人：趙聖亞

發 行 所：美工圖書社

台北市士林區忠誠路二段40巷14弄2號

電話／(02)8346576・8355232

郵撥／0784758-6 傳真／(02)8366289

門 市 部：台北市復興北路35號B1

電話／7403450・7405452・7401521

印 刷 所：皇甫印刷廠

台北市長泰街297巷14號

法律顧問：鍾誠律師事務所

台北市忠孝西路一段41號9F之7

電話／(02)3145261・3142048

行政院新聞局出版事業登記證台業字第2914號

本書如有缺頁破損裝訂錯誤保證調換

版權所有  請勿翻印

中華民國八十二年三月一日出版

定價：400 元

水彩素描・目錄

Sketching in watercolors CONTENTS

前言4

1 章 畫材的使用方法5

淡彩素描的重點／素描和彩色／透明水彩顏料／色的濃淡／顏色樣本／筆／補助畫材／用紙／鉛筆／筆和墨汁／麥克筆／粉彩筆／蠟筆／油棒／素描的重點／素描簿

2 章 彩色的基本47

探求基本形／重覆塗色／漸層塗色／滲色／吸取／乾刷／彈色／白的表現／混色／適時收筆

3 章 技法的應用73

天空和雲／輪廓／樹木／水面／活用空白／建築物／花／蔬菜／室內／人物／明信片／忽視構圖的理論／鉛筆素描的要訣

後言110

Foreword4

Chapter 1—Using the
Materials5

Watercolor Sketching Technique / Sketching and Coloring / Transparent Watercolors / Shades of Color / Color Chart / Brushes / Supplementary Materials / Paper / Pencils / Pen & Ink / Marker Pen / Conte / Dermatology / Oil Bar / Points When Sketching / Sketching Equipment

Chapter 2—Watercolor
Basics47

Search for the Basic Shape / Glazing / Graded Wash / Wet-in-Wet / Blotting / Dry Brush / Spattering / Expressing White / Mixing Colors / Finishing

Chapter 3—Utilizing the
Techniques73

Sky & Clouds / Silhouette / Trees / Water / Using the White of the Paper / Buildings / Flowers / Vegetables / Interiors / People / Postcards / Ignore the Theory of Composition / Pencil Sketching Techniques


Afterword110

水彩素描

SKETCHING IN WATERCOLORS



00063660



J 215/34
水彩素描

945160

水彩素描・目錄

Sketching in watercolors CONTENTS

前言4

1 章 畫材的使用方法5

淡彩素描的重點／素描和彩色／透明水彩顏料／色的濃淡／顏色樣本／筆／補助畫材／用紙／鉛筆／筆和墨汁／麥克筆／粉彩筆／蠟筆／油棒／素描的重點／素描簿

2 章 彩色的基本47

探求基本形／重覆塗色／漸層塗色／滲色／吸取／乾刷／彈色／白的表現／混色／適時收筆

3 章 技法的應用73

天空和雲／輪廓／樹木／水面／活用空白／建築物／花／蔬菜／室內／人物／明信片／忽視構圖的理論／鉛筆素描的要訣

後言110

Foreword4

Chapter 1—Using the
Materials5

Watercolor Sketching Technique / Sketching and Coloring / Transparent Watercolors / Shades of Color / Color Chart / Brushes / Supplementary Materials / Paper / Pencils / Pen & Ink / Marker Pen / Conte / Dermatology / Oil Bar / Points When Sketching / Sketching Equipment

Chapter 2—Watercolor
Basics47

Search for the Basic Shape / Glazing / Graded Wash / Wet-in-Wet / Blotting / Dry Brush / Spattering / Expressing White / Mixing Colors / Finishing

Chapter 3—Utilizing the
Techniques73

Sky & Clouds / Silhouette / Trees / Water / Using the White of the Paper / Buildings / Flowers / Vegetables / Interiors / People / Postcards / Ignore the Theory of Composition / Pencil Sketching Techniques

Afterword110

前言

Foreword

淡彩素描獨特的輕快表現；也許是日本人的喜好。本書是針對那些對鉛筆素描感到不滿足，而想在素描上塗上一些色彩的人而寫的。希望他們能輕鬆地樂在其中，而加入了一些技法和建議。淡彩素描的技法並不是那麼困難。在你快樂地描畫之中，就能自然而然地學起來。


The unique, light expression of Watercolor Sketches might be what makes them so attractive to the Japanese. This book is aimed at people who have become bored with pencil drawings and want to add some color to their work and I have added various advice and information on technique in order that they may enjoy this field to the full. The techniques involved in Watercolor sketching are not very difficult and you will find that they can be mastered as you work.

1 章 畫材的使用方法

Chapter 1 Using the Materials

淡彩素描的重點

Watercolor Sketching Technique



顏色從打底稿的素描溢出來也沒關係


The paint should be added with brisk strokes even if this means that it spreads outside the outline of the sketch.

淡彩素描在於有效地利用鉛筆等所描底稿的線條、陰影，而彩色。因此，用水和筆鋒來控制透明水彩顏料，是其重點。

即使從草稿的素描線條露出來也無所謂，一氣呵成地塗色即可。又，僅對實物有興趣的部份仔細描畫，而省略其他的部份，也是一種表現方法。重要的是，有效力地利用畫紙的空白。因此，就必需要有計畫地在某些部份仔細彩色，在某些部份簡略彩色。在此與水彩畫不同，淡彩素描釀造輕快的妙趣。

By Watercolor Sketching we refer to performing a sketch using pen, pencil, Conte etc. then bringing it to life through the addition of transparent watercolors. When creating a picture of this kind it is important to control the light and shade through brush technique and regulating the amount of water used.

The paint should be added with brisk strokes even if this means that it spreads outside the outline of the sketch. Sometimes the line sketch can be done away with altogether and the sketching performed with watercolors. Yet another technique is to color the main subject carefully but simplify its surroundings. The important point is to utilize the white of the paper to the full. For this reason it is vital to plan which parts you are going to color in detail and which parts you mean to simplify. This is what gives Watercolor Sketching its beautiful light feeling and is the main difference between it and ordinary watercolor painting.




疊描細小的畫材

Materials for sketching.

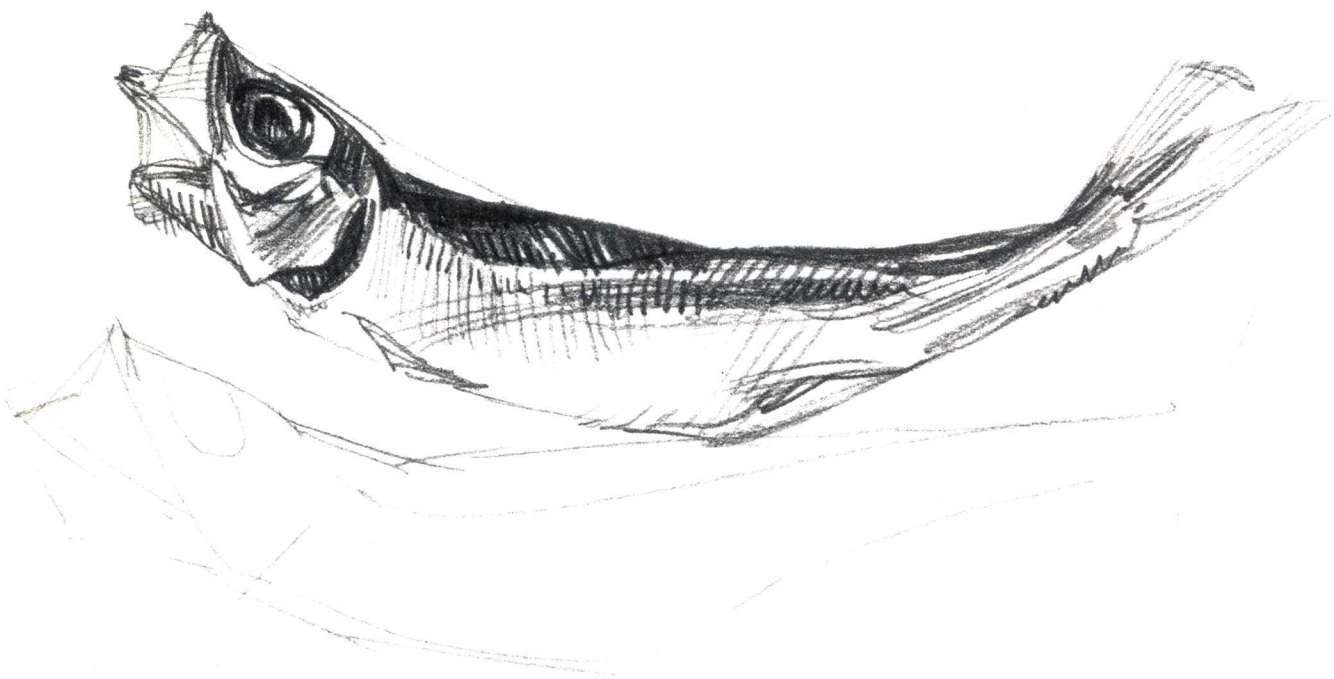
素描和彩色

Sketching and Coloring



1. 包括 2 條沙丁魚乾的動作和平衡

1. Look at the balance and movement of the two fish.



2. 鉛筆的素描。作某程度上的細部描畫

2. A pencil sketch. A certain amount of detail has been added.


要有效地利用素描線條，清淡簡單地彩色是其基本。若是粗細素描的話，在彩色階段也可以仔細地塗色作結束。要有效地活用素描線條呢？或者把點放在彩色上呢？嚐試一下適合其目的的素描吧！

When coloring a firm, clear sketch the coloring should be pale and simple. On the other hand, a rough sketch can be brought to life through the use of careful coloring. Let us look at two sketches, one placing the emphasis on the sketch, the other on the coloring.



3. 鉛筆素描比 8 頁下圖較粗略，而作彩色

3. The pencil sketch is performed even rougher than the one on the bottom of page 8 and color added.



4. 鉛筆素描比上圖更粗略簡要。彩色則根據實物的動作，有效地利用筆觸。

4. The pencil sketch has been drawn even rougher than the one above. The coloring has been added along the direction of the movement and the brushstrokes accentuated.

透明水彩顏料

Transparent Watercolors

管裝水彩

若希望淡彩具輕快而明亮之潤飾，透明水彩顏料是最適合的。有管裝和塊狀 2 種。管裝顏料有 10 色～86 色為一組的。也有 1 色零賣的，但是，最初大致上以 24 色為一組，再配合必需買齊即可。

Tube Paints

Watercolors are ideal for coloring sketches as they produce a bright, cheerful result. Watercolor paint is available in tube and block form. The tube type come in sets of 10 to 86 colors and although they are also sold separately, it is best in the beginning to start off with a set of about 24 colors and then add to these as the need arises.



藝術家水彩 24 色 1 組

A Twenty-Four Color Set of Artist's Watercolors

藝術家水彩 10 色 1 組

A Ten Color Set of Artist's Watercolors



5 ml 管裝 (實際尺寸)

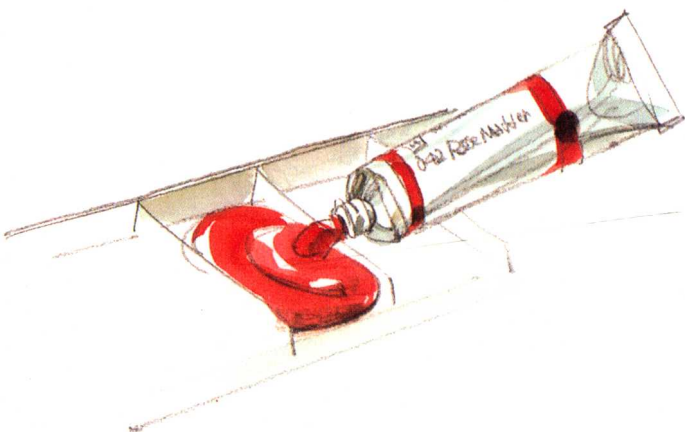
A 5ml. Tube (Actual Size)

- ①檸檬黃 ②梔子黃 ③鎘黃 ④橘黃 ⑤黃土 ⑥琥珀色
- ⑦絡黃 ⑧深紅 ⑨深鎘紅 ⑩玫瑰紅 ⑪紫色 ⑫紺青
- ⑬正藍 ⑭天藍 ⑮藍 ⑯深藍 ⑰土綠 ⑱翠綠
- ⑲綠 ⑳淺綠 ㉑暗綠 ㉒烏賊墨色 ㉓黑色 ㉔暗色

- ① Lemon Yellow ② New Gamboge ③ Cadmium Yellow ④ Cadmium Orange
- ⑤ Yellow Ochre ⑥ Raw Amber ⑦ Burnt Sienna ⑧ Scarlet Lake
- ⑨ Cadmium Red Deep ⑩ Rose Madder ⑪ Winsor Violet ⑫ French Ultramarine
- ⑬ Permanent Blue ⑭ Cerulean Blue ⑮ Winsor Blue ⑯ Prussian Blue
- ⑰ Terre Verte ⑱ Winsor Emerald ⑲ Winsor Green ⑳ Green Light
- ㉑ Sap Green ㉒ Sepia ㉓ Ivory Black ㉔ Davy's Grey


使用調色

把顏料從色管放到調色板上的話，可節省一一擠出的程序，所以很方便。即使顏料變硬了，也可以用水溶解，隨時都可使用，但是一旦濃綠色、濃棕色、深紫色、鈷藍色變硬的話，就很難溶解，所以每次要用時由色管擠出較容易處理。



Using a Palette

It is convenient if the paint is placed on a palette as it saves the effort of squeezing the paint out of the tube every time you wish to use it. Even if the paint hardens on the palette, it can be dissolved with water. Once Viridian, Burnt Umber, Cobalt Violet, Cobalt Blue have hardened it cannot be redissolved so use of this medium should be avoided.




調色板

最好使用 2 個對折，分成多格，以便使用多種顏料。不使用時，可放著保存起來。

Palette

A folding palette with numerous separate sections for paint is the best. It can be kept folded up when it is not in use.



顏色的排列

基本上先按照自然的顏色濃淡順序排列

The Order of the Colors

The colors should be placed on the palette so as to create a natural gradation.

塊狀顏料

排在專用的調色板上，有各種不同的色數為一組。發色不比管裝的遜色。每1色都有零賣，沒有了可再補充。因為體重不大，便於野外製作。

Solid Watercolor Paints

Block-type watercolor paints come fitted into a special palette and sets are available with varying numbers of colors. The color of the block-type paints is in no way inferior to that of the tube-type. Block-type paints are also sold separately so colors may be replaced as they are used. They do not take up much space and so they are particularly useful for outdoor work.




藝術家水彩 12 色 1 組

A Twelve Color Set of Artist's Watercolors

藝術家水彩 18 色 1 組

An Eighteen Color Set of Artist's Watercolors




塊狀顏料半邊 16 色為一組的調色板。蓋起來就變成小盒子，所以方便於野外寫生。

Sixteen half pans of block-type paint in a palette. It is very compact when folded so is ideal for Watercolor Sketching outdoors.



把指頭伸入調色板的底面圈拿著

Place the thumb through the ring on the back to hold it when working.



半邊塊狀顏料（實際尺寸）

A Half-Pan (actual size)