



看听学 英语课课练



Look, Listen
and Learn

汇听英语工作室 编


第1册

适用 (LLL 版) 学生使用
S-PE-3L-K1Q-09071601-QQ



看听学 英语课课练 第1册

汇听英语工作室 编



吉林出版集团有限责任公司 外语教育出版社
Foreign Language Education Books, Jilin Publishing Group

一书一世界

图书在版编目(CIP)数据

看听学英语课课练. 第1册 / 汇听英语工作室编. — 长春: 吉林出版集团有限责任公司, 2009. 7
ISBN 978-7-5463-0690-2

I. 看… II. 汇… III. 英语课 - 初中 - 习题 IV.
G634.415

中国版本图书馆 CIP 数据核字 (2009) 第 119232 号

网 址: www.360hours.com
邮 箱: expresskey@yahoo.cn
发行电话: 0431-86012826(Fax)
0431-86012675 / 86012812

看听学英语课课练 第1册

责任编辑: 于 鑫

出 版: 吉林出版集团有限责任公司
(长春市人民大街 4646 号 130021)

发 行: 吉林出版集团外语教育有限公司
(长春市泰来街 1825 号 130011)

印 装: 哈尔滨市工大节能印刷厂

版 次: 2009 年 7 月第 1 版

2009 年 7 月第 1 次印刷

封面设计: 霍 贞

开 本: 787×1092 1/16

印 张: 8

字 数: 71 千字

书 号: ISBN 978-7-5463-0690-2


定 价: 13.00 元

CONTENTS

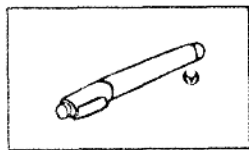
Lesson 1~2	1	Lesson 65~66	33
Lesson 3~4	2	Lesson 67~68	34
Lesson 5~6	3	Lesson 69~70	35
Lesson 7~8	4	Lesson 71~72	36
Lesson 9~10	5	Lesson 73~74	37
Lesson 11~12	6	Lesson 75~76	38
Lesson 13~14	7	Lesson 77~78	39
Lesson 15~16	8	Lesson 79~80	40
Lesson 17~18	9	Lesson 81~82	41
Lesson 19~20	10	Lesson 83~84	42
Lesson 21~22	11	Lesson 85~86	43
Lesson 23~24	12	Lesson 87~88	44
Lesson 25~26	13	Lesson 89~90	45
Lesson 27~28	14	Lesson 91~92	46
Lesson 29~30	15	Lesson 93~94	47
Lesson 31~32	16	Lesson 95~96	48
Lesson 33~34	17	Lesson 97~98	49
Lesson 35~36	18	Lesson 99~100	50
Lesson 37~38	19	Lesson 101~102	51
Lesson 39~40	20	Lesson 103~104	52
Lesson 41~42	21	Lesson 105~106	53
Lesson 43~44	22	Lesson 107~108	54
Lesson 45~46	23	Lesson 109~110	55
Lesson 47~48	24	Lesson 111~112	56
Lesson 49~50	25	Lesson 113~114	57
Lesson 51~52	26	Lesson 115~116	58
Lesson 53~54	27	Lesson 117~118	59
Lesson 55~56	28	Lesson 119~120	60
Lesson 57~58	29	听力专项	61
Lesson 59~60	30	课课练 参考答案	62
Lesson 61~62	31	听力专项 参考答案	63
Lesson 63~64	32	听力原文	64

Lesson 1~2

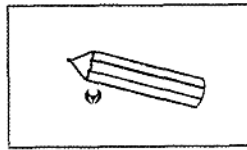
一、根据图片提示补全单词，并写出汉语意思。



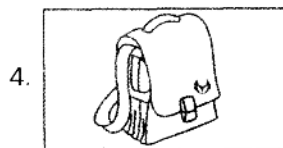
gr _ n _____



p _ n _____




p _ nc _ l _____



sch _ lb _ g _____



r _ bber _____



cl _ ss _____

二、根据要求写出正确词形。

1. Sandy (名词所有格) _____

2. you (所有格) _____

3. is (复数) _____

4. she is (缩写) _____

三、根据语境选择最佳选项。

() 1. Which is _____ pen?

A. your

B. you

C. yours

() 2. This is _____ class.

A. Sue

B. Sue's

C. Sue'

() 3. Here you _____.

A. am

B. is

C. are

() 4. _____ teacher is Mr Li.

A. her

B. She

C. Her

() 5. Meet Sandy _____ Sue.

A. to

B. of

C. and

四、阅读短文，判断正 (T) 误 (F)。

This is Sandy's class. His teacher is Mr Zhang. Sandy's schoolbag is brown. His pen is red. His rubber is blue. His pencil is green.

() 1. Sandy's teacher is Miss Zhang.

() 2. Sandy's rubber is red.

() 3. His pencil is brown and green.

() 4. His schoolbag is brown.

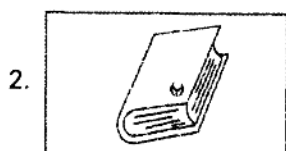
() 5. This is Sandy's class.

Lesson 3~4

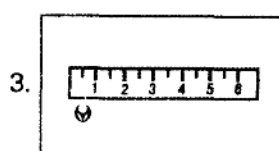
一、根据图片提示补全单词，并写出汉语意思。



c_p _____



b_k _____




r_ler _____



s_t _____



t_cher _____



c_me _____

二、根据语境选择最佳选项。

- | | | | |
|-----------------------------------|-------------|--------------|----------|
| () 1. This _____ Sue's class. | A. am | B. is | C. are |
| () 2. _____ is this cap? | A. Who | B. whose | C. Whose |
| () 3. His teacher is Miss _____. | A. sandy | B. Wang | C. sue |
| () 4. _____ down, please. | A. Thank | B. come | C. Sit |
| () 5. It's _____. | A. williams | B. Miss Li's | C. I |

三、根据要求进行句型转换。

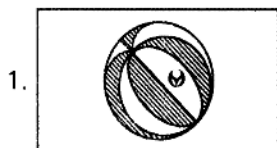
- Is this your book? (作肯定回答)
_____, it _____.
- It's Sandy's pencil. (对划线部分提问)
_____ is this _____?
- His teacher's Miss Zhang. (变否定句)
His teacher _____ Miss Zhang.

四、根据情境补全对话，使句意完整正确。

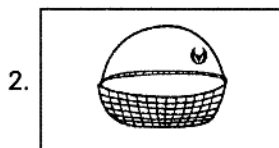
- Miss Williams: 1. _____ is your pencil, Tom?
- Tom: The blue 2. _____.
- Miss Williams: 3. _____ is this ruler?
- Tom: It's Sue's, 4. _____ (小姐) Crisp.
- Miss Williams: Is this your 5. _____ (铅笔), Sue?
- Sue: Yes, it is.

Lesson 5~6

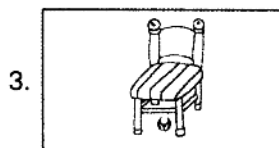
一、根据图片提示补全单词，并写出汉语意思。




b_ll _____



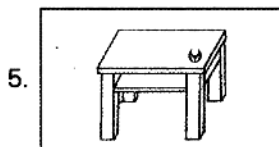
b_sk_t _____




ch__r _____



c_r _____



d_sk _____



b_cycle _____

二、用所给词的正确形式填空。

- _____ (kick) the ball.
- Whose _____ (be) this ball?
- This is _____ (she) bag.
- No, it _____ (is not).
- It's _____ (Mr Wang) pencil-box.

三、根据语境，选择最佳选项。

- | | | | |
|------------------------------|---------|---------|----------|
| () 1. It's _____ right. | A. is | B. an | C. all |
| () 2. Is _____ your pencil? | A. it's | B. this | C. he |
| () 3. Whose is _____ book? | A. this | B. she | C. she's |
| () 4. Sorry, _____ Crisp. | A. mi | B. Mr | C. miss |
| () 5. _____, it isn't. | A. Yes | B. No | C. not |

四、根据情境补全对话，使句意完整正确。

Sue: Is this 1. _____ bicycle, Tom?

Tom: No, it 2. _____.

Sue: Is this your 3. _____, Sandy?

Sandy: 4. _____, it is.

Sue: 5. _____ you are.

Sandy: Thank you.

Lesson 7~8

一、根据图片提示补全单词，并写出汉语意思。




b_y _____




g_ri _____



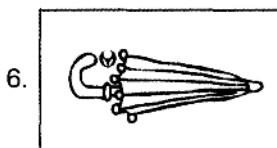
f__tball _____



m_n _____



w_m_n _____



umbr_ll_ _____

二、根据语境，选择最佳选项。

- | | | | |
|-------------------------------------|--------------|--------------|--------------|
| () 1. ___ that girl? | A. Whose | B. Who's | C. Who |
| () 2. The girl is ___ the bicycle. | A. in | B. on | C. at |
| () 3. He's ___ brother. | A. Sue | B. Sue's | C. Sue' |
| () 4. Look ___! (小心!) | A. in | B. at | C. out |
| () 5. That's ___. | A. Sue Clark | B. Clark Sue | C. sue Clark |

三、根据要求进行句型转换。


- That's Sue Clark. (对划线部分提问)
_____ is that?
- She's in my class. (变一般疑问句)
_____ she in your _____?
- Sandy is in my class. (变否定句)
Sandy _____ in my class.

四、根据情境补全对话，使句意完整正确。

- Mr Crisp: Who's that 1. _____, Sandy?
Sandy: Which girl?
Mr Crisp: The girl 2. _____ the red bicycle.
Sandy: She is Sue. 3. _____ in my class.
Mr Crisp: Is she Tom's 4. _____ (姐姐)?
Sandy: Yes, she 5. _____.

Lesson 9~10

一、根据图片提示补全单词，并写出汉语意思。



t_ _ _ _



th_rsty _ _ _ _



c_ld _ _ _ _



h_t _ _ _ _



h_ngry _ _ _ _



b_sy _ _ _ _

二、根据语境选择最佳选项。

- | | | | |
|--------------------------|--------|---------|----------|
| () 1. ____ you hungry? | A. am | B. are | C. Are |
| () 2. What's ____ tea? | A. for | B. of | C. at |
| () 3. I'm ____ thirsty. | A. no | B. very | C. what |
| () 4. No, ____ not. | A. I'm | B. am | C. I ARE |
| () 5. ____ ready. | A. Tea | B. Teas | C. Tea's |

三、根据要求进行句型转换。

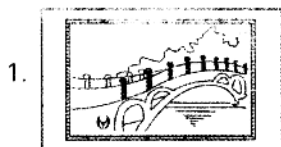
- Are you cold? (作肯定回答)
_____, I _____.
- Tea's ready. (变否定句)
Tea _____ ready.
- I'm thirsty. (变一般疑问句)
_____ you _____?

四、根据情境补全对话，使句意完整正确。

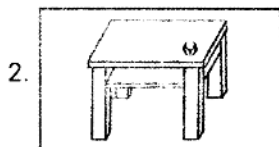
Teacher: Hullo, Sue!
Sue: 1. _____, sir!
Teacher: Are you hungry, Sue?
Sue: Yes, I 2. _____. 3. _____ for tea?
Teacher: Look! Are you hungry 4. _____, Sue?
Sue: No, I'm 5. _____.

Lesson 11~12


一、根据图片提示补全单词，并写出汉语意思。



p_icture _____



d_sk _____




b_ke _____



t_r_d _____



br_ther _____



s_ster _____

二、根据语境选择最佳选项。

- | | | | |
|-------------------------------|---------|-----------|-------------|
| () 1. Look _____ my picture. | A. of | B. at | C. to |
| () 2. He's _____ his car. | A. on | B. for | C. in |
| () 3. It's _____ bicycle. | A. a | B. an | C. for |
| () 4. He's on _____ bicycle. | A. him | B. he | C. his |
| () 5. _____ that? | A. What | B. What's | C. What are |

三、根据要求进行句型转换。

- It's a bicycle. (对划线部分提问)
_____ that?
- It's Tom. (对划线部分提问)
_____ that?
- He's in his car. (变为否定句)
He _____ in his car.
- He's on his bicycle. (变一般疑问句)
_____ he on his bicycle?

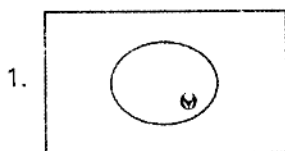
四、根据语境补全对话，使句意完整正确。

- Mr May: What's that?
Sandy: 1. _____ a rubber.
Mr May: 2. _____ this?
Sandy: It's 3. _____ car.
Mr May: 4. _____ this?
Sandy: It's 5. _____ Crisp. He is my teacher.




Lesson 13~14


一、根据图片提示补全单词，并写出汉语意思。



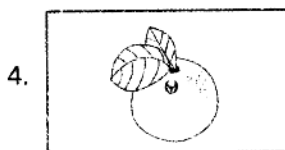
_gg _____



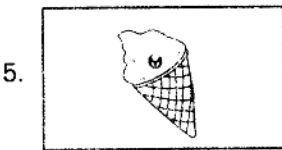
c_p _____



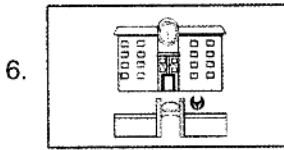
_pple _____



_r_nge _____



_ce-cr_m _____



sch_l _____

二、按要求写出正确词形。

1. full (满的) (反义词) _____

2. that's (完全形式) _____

3. I (所有格) _____

4. like (第三人称单数) _____

三、根据语境选择最佳选项。

() 1. This egg is ____ you!

A. for

B. at

C. of

() 2. That's ____ car!

A. Dads

B. Dad's

C. Dad

() 3. Good ____! (晚上好)

A. morning

B. Hullo

C. evening

() 4. Eat your egg ____!

A. quick

B. very

C. quickly

() 5. It's ____ egg.

A. an

B. a

C. on

四、根据语境补全对话，使语意完整正确。

Mother: Good evening, Children.

Children: Good 1. _____, Mum.

Mother: Are you thirsty?

Children: No, 2. _____ aren't.

Mother: Are you hungry?

Children: Yes, we 3. _____.

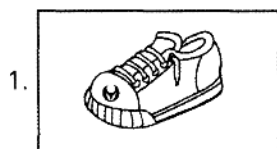
Mother: Tea's 4. _____. This egg is 5. _____ you.

Children: Thank you, Mum.

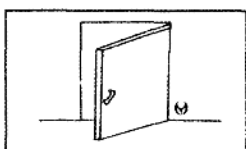


Lesson 15~16

一、根据图片提示补全单词，并写出汉语意思。



sh_ _



d_ _r



act_r



actr_ss



p_stm_n



d_g

二、按要求写出正确词形。

1. I (宾格) _____
2. you are (缩写) _____
3. actor (对应词) _____
4. schoolboy (对应词) _____

三、根据语境选择最佳选项。

- () 1. Put ____ Dad's hat. A. in B. on C. at
- () 2. You're _____. A. fun B. funny C. very funs
- () 3. Come ____ me. A. with B. for C. of
- () 4. Knock ____ the door. A. to B. at C. on
- () 5. I'm ____ actress. A. a B. the C. an

四、阅读短文，判断句子正 (T) 误 (F)。

This is my family (家庭). My name is Sandy. My mother is a teacher. My father is a policeman. My brother is an actor. My sister is a schoolgirl. I am a schoolboy. I love (爱) my family.


- () 1. There are (有) four people (人) in Sandy's family.
- () 2. Sandy's father is a teacher.
- () 3. His mother is a teacher.
- () 4. Sandy's sister is a student (学生).
- () 5. Sandy is a schoolgirl.

Lesson 17~18

一、根据图片提示补全单词，并写出汉语意思。



y_ung _____



t_ll _____



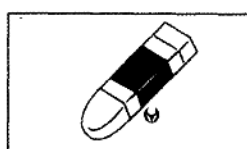
f_t _____



cl_v_r _____



h_nds_me _____



r_bb_r _____

二、用 be 的适当形式填空。

1. That _____ Dad's car.
2. You _____ funny.
3. I _____ sorry.
4. _____ you hungry?

三、根据要求进行句型转换。

1. His name's Billy Briggs. (对划线部分提问)
_____ his name?
2. He's a new boy. (改为一般疑问句)
_____ a new boy?
3. I'm hungry. (改为否定句)
I'm _____ hungry.

四、根据情境补全对话，使语意完整正确。


Betty: Who 1. that boy?
 Jim: Which 2., Betty?
 Betty: That fat boy.
 Jim: He's 3. new boy. 4. name's Tom Briggs.
 Betty: Look at him!
 Teacher: Tom!
 Tom: Yes.
 Teacher: Open your desk and give me that apple.
 Tom: I 5. sorry. I'm hungry.

Lesson 19~20

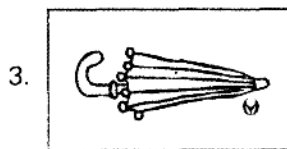
一、根据图片提示补全单词，并写出汉语意思。



h_ _vy _____



th_ ck _____



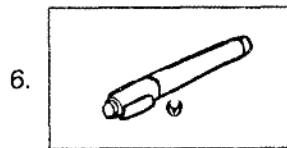
l_ ng _____



c_ p _____



_ld _____



p_ n _____

二、根据语境选择最佳选项。

- | | | | |
|---------------------------------|---------|-------------------|--------|
| () 1. My bag _____ heavy! | A. is | B. am | C. are |
| () 2. My bag's heavy, _____. | A. too | B. to | C. and |
| () 3. Open it and _____. | A. sees | B. seeing | C. see |
| () 4. Six books and six _____. | A. book | B. exercise-books | C. bag |
| () 5. Come _____ me. | A. on | B. with | C. in |

三、根据要求进行句型转换。

- There are six books in the bag. (对划线部分提问)
_____ in the bag?
- My bag's heavy! (变为否定句)
My bag is _____ heavy!
- This egg is for you! (变为一般疑问句)
_____ egg for you?

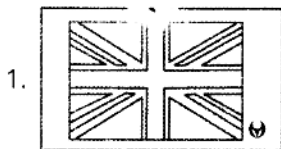
四、阅读对话，判断句子正 (T) 误 (F)。

Tom: My bag's heavy!
Jim: What's in it, Tom?
Tom: Open it and see.
Jim: Six exercise-books.
Jim: My bag's heavy, too.
Tom: What's in it, Jim?
Jim: Six books.


- Tom's bag is heavy. ()
- Jim's bag isn't heavy. ()
- There are six books in Tom's bag. ()
- There are six books in Jim's bag. ()
- The two bags are heavy. ()

Lesson 21~22


一、根据图片提示补全单词，并写出汉语意思。



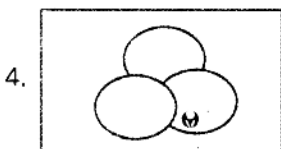
Engl_sh _____



Amer_c_n _____



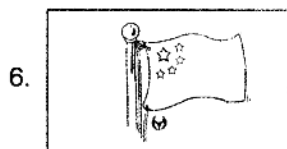
c_r _____



_ggs _____



p_ctur_ _____



Ch_na _____

二、根据语境选择最佳选项。

- () 1. This schoolbag is heavy, but that one is _____.
A. small B. light C. thick
- () 2. _____ nationality are you?
A. What B. When C. Where
- () 3. French _____ German?
A. but B. or C. to
- () 4. I'm _____ German.
A. the B. an C. 不填
- () 5. Come _____ my side!
A. down B. on C. at

三、根据要求进行句型转换。

1. – Is the brown schoolbag light?
– No, it isn't. (改为同义句)
– Is the brown schoolbag heavy?
– _____, it _____.
2. – Is this your cap? (肯定回答)
– _____, it _____.
3. I am German. (改为否定句)
I am _____ German.

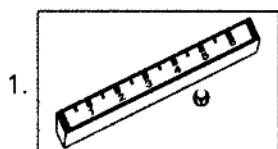
四、根据情境补全对话，使语意完整正确。

Jim and Sensen: What 1. are you? Chinese 2. English?
Tom: I'm English.
Jim: Come 3. my side!
Xinxin: I'm Chinese.
Sensen: Come on my 4.!
Jim and Sensen: Pull! 5.!



Lesson 23~24

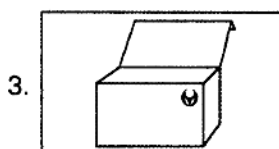
一、根据图片提示补全单词，并写出对应的汉语意思。



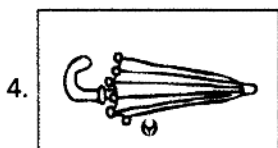
th_ck _____



th_n _____




b_x _____



umbr_ll_ _____



c_t _____



d_g _____

二、用所给词的适当形式填空。

1. Give _____ (I) that box please, Sue.

2. Come on _____ (me) side.

3. What nationality is _____ (him)?

4. Look at _____ (he)!

5. Open _____ (you) desk.

三、根据语境选择最佳选项。

() 1. Give _____ that box please, Sue.

A. I

B. me

C. my

() 2. Which box, the big one or the small _____?

A. one

B. a

C. the

() 3. It's a _____ (玩偶盒)!

A. Jack in the box

B. Jack

C. Jack-in-the-box

() 4. What _____ in it?

A. is

B. are

C. not

() 5. She's _____ American.

A. 不填

B. a

C. the

四、阅读短文，判断句子正 (T) 误 (F)。

Tom: Give me that box please, Jim.

Jim: Which one, the big one or the small one?

Tom: The big one.

Jim: What's in it?

Tom: Open it and see.

Jim: It's a ball.

1. It's a Jack-in-the-box in the box. ()

2. Jim gives the small box to Tom. ()

3. There is one box in the story (故事). ()

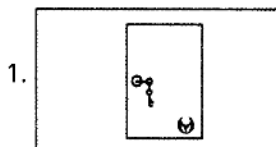
4. There are two boys in the story. ()

5. It's a ball in the big box. ()

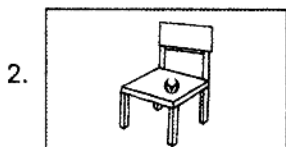


Lesson 25~26

一、根据图片提示补全单词，并写出汉语意思。



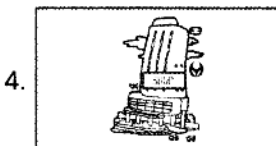
d _ _ r _____




ch _ ir _____




sm _ ll _____



sh _ p _____



d _ sk _____



p _ nc _ l _____

二、根据语境选择最佳选项。

- () 1. There's a man ____ the door. A. on B. under C. at
 () 2. ____ the door! A. Open B. open C. Opens
 () 3. What is ____? A. these B. they C. it
 () 4. There's a letter ____ your mother. A. on B. in C. for
 () 5. This ____ a letter! A. aren't B. isn't C. are

三、根据要求进行句型转换。

1. It's the postman. (对划线部分提问) _____ it?
 2. This isn't a letter! (改为肯定句) This _____ a letter!
 3. Thank you. (改为同义句) Thanks _____.

四、阅读对话，判断句子正 (T) 误 (F)。

Jim: Dad, a doorbell is ringing. There's a man at the door.
 Father: Who is it, Jim? Open the door!
 Jim: OK. It's the postman, Dad.
 Postman: Good morning.
 Jim: Good morning, postman.
 Postman: There's a letter for your mother. And there's a letter for your father.
 Jim: Thank you, postman.
 Jim: Dad! There's a letter for mum, and there's a letter for you.
 Dad: This isn't a letter! It's a bill!

1. The postman is at the door. ()
 2. Tom opens the door. ()
 3. There are three letters in the story. ()
 4. This isn't a letter! It's a bill! ()
 5. There are two letters for Jim's Dad. ()