





NEW CONCEPT  
ENGLISH



# 新概念英语

## 课课练

汇听英语工作室 编



第 1 册

策 划：汇听英语工作室

责任编辑：于 鑫

封面设计：霍 贞

S-PE-XGN-K1Q-09071506-QQ



## ■ 本书特色

- ★ 实用性强，专为学生应试量身定做
- ★ 单课练习，紧贴国家最新英语课程标准
- ★ 理论与实际相结合，注重提高学习能力
- ★ 英语地道，丰富学生的文化背景知识，有益于听说水平的提升
- ★ 题材新颖，练习形式多样，一线教师科学设计，让学生在快乐中增长知识



ISBN 978-7-5463-0452-6



9 787546 304526 >

定 价：17.00元

另附一盘磁带 7元/盘



门里门外 境界不同 [www.360hours.com](http://www.360hours.com)

S-PE-XGN-K1Q-09071506-QQ





NEW CONCEPT  
ENGLISH



# 新概念英语

## 课课练

汇听英语工作室 编



第 1 册

# 一书一世界

## 图书在版编目(CIP)数据

新概念英语课课练. 第1册 / 汇听英语工作室编. — 长春: 吉林出版集团有限责任公司, 2009.6  
ISBN 978-7-5463-0452-6

I. 新… II. 汇… III. 英语课—初中—习题 IV.  
G634.415

中国版本图书馆 CIP 数据核字 (2009) 第 101292 号

网 址: [www.360hours.com](http://www.360hours.com)  
邮 箱: [expresskey@yahoo.cn](mailto:expresskey@yahoo.cn)  
发行电话: 0431-86012826(Fax)  
0431-86012675 / 86012812

## 新概念英语课课练 第1册

责任编辑: 于 鑫

出 版: 吉林出版集团有限责任公司  
(长春市人民大街 4646 号 130021)

发 行: 吉林出版集团外语教育有限公司  
(长春市泰来街 1825 号 130011)

印 装: 哈尔滨市工大节能印刷厂

版 次: 2009 年 6 月第 1 版

2009 年 6 月第 1 次印刷

封面设计: 霍 贞

开 本: 787×1092 1/16

印 张: 11

字 数: 209 千字

书 号: ISBN 978-7-5463-0452-6

定 价: 17.00 元

如有印刷、装订质量问题请与印刷厂调换。

# CONTENTS

Lessons 1&2 .....	1
Lessons 3&4 .....	2
Lessons 5&6 .....	3
Lessons 7&8 .....	4
Lessons 9&10 .....	5
Lessons 11&12 .....	6
Lessons 13&14 .....	7
Lessons 15&16 .....	8
Lessons 17&18 .....	9
Lessons 19&20 .....	10
Lessons 21&22 .....	11
Lessons 23&24 .....	12
Lessons 25&26 .....	13
Lessons 27&28 .....	14
Lessons 29&30 .....	15
Lessons 31&32 .....	16
Lessons 33&34 .....	17
Lessons 35&36 .....	18
Lessons 37&38 .....	19
Lessons 39&40 .....	20
Lessons 41&42 .....	21
Lessons 43&44 .....	22
Lessons 45&46 .....	23
Lessons 47&48 .....	24
Lessons 49&50 .....	25
Lessons 51&52 .....	26
Lessons 53&54 .....	27
Lessons 55&56 .....	28
Lessons 57&58 .....	29
Lessons 59&60 .....	30
Lessons 61&62 .....	31
Lessons 63&64 .....	32
Lessons 65&66 .....	33
Lessons 67&68 .....	34
Lessons 69&70 .....	35
Lessons 71&72 .....	36
Lessons 73&74 .....	37

**郑重声明:** 本系列教辅所有插图、配图均属我工作室原创作品, 未经同意, 任何人、单位不得以任何形式使用, 否则追究其法律责任。


Lessons 75&76 .....	39
Lessons 77&78 .....	41
Lessons 79&80 .....	43
Lessons 81&82 .....	45
Lessons 83&84 .....	47
Lessons 85&86 .....	49
Lessons 87&88 .....	51
Lessons 89&90 .....	53
Lessons 91&92 .....	55
Lessons 93&94 .....	57
Lessons 95&96 .....	59
Lessons 97&98 .....	61
Lessons 99&100 .....	63
Lessons 101&102 .....	65
Lessons 103&104 .....	67
Lessons 105&106 .....	69
Lessons 107&108 .....	71
Lessons 109&110 .....	73
Lessons 111&112 .....	75
Lessons 113&114 .....	77
Lessons 115&116 .....	79
Lessons 117&118 .....	81
Lessons 119&120 .....	83
Lessons 121&122 .....	85
Lessons 123&124 .....	87
Lessons 125&126 .....	89
Lessons 127&128 .....	91
Lessons 129&130 .....	93
Lessons 131&132 .....	95
Lessons 133&134 .....	97
Lessons 135&136 .....	99
Lessons 137&138 .....	101
Lessons 139&140 .....	103
Lessons 141&142 .....	105
Lessons 143&144 .....	107
听力专项 .....	109
课课练参考答案 .....	145
听力专项参考答案 .....	153
听力原文 .....	157



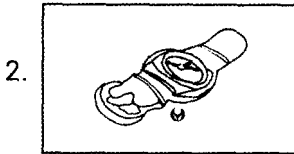
语法视窗 "Is this your...?" (这是你的……吗?) 用 this 询问离说话者近的物体。

同步训练

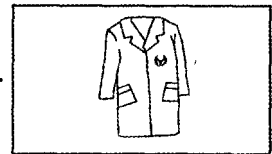
一、根据图片提示补全单词，并写出汉语意思。




h\_ n d b \_ g \_\_\_\_\_



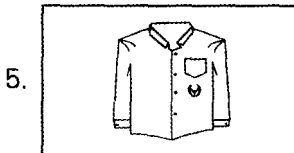
w\_ t c h \_\_\_\_\_




c\_ \_ t \_\_\_\_\_



h\_ \_ s e \_\_\_\_\_



sh\_ r t \_\_\_\_\_



dr\_ s s \_\_\_\_\_

二、按要求写出正确词形。

1. be (第三人称单数) \_\_\_\_\_  
3. you (形容词性物主代词) \_\_\_\_\_

2. I (宾格) \_\_\_\_\_  
4. old (反义词) \_\_\_\_\_

三、根据语境选择最佳选项。

- ( ) 1. - Is this your car? - \_\_\_\_\_.  
A. Yes, it isn't.                      B. No, it is.                              C. Yes, it is.
- ( ) 2. “什么事?” 应译为: \_\_\_\_\_.  
A. Excuse me!                          B. Yes?                                      C. Yes!
- ( ) 3. I beg \_\_\_\_\_ pardon.  
A. your                                      B. you    C. you're
- ( ) 4. Thank you \_\_\_\_\_.  
A. very                                        B. much                                        C. very much
- ( ) 5. - Is this your coat? - \_\_\_\_\_, it isn't.  
A. No    B. Not    C. Don't

四、根据情境补全对话，使语意完整正确。

- M: \_\_\_\_\_ me!                              W: Yes?
- M: Is this \_\_\_\_\_ skirt?                      W: I beg your \_\_\_\_\_.
- M: Is this your skirt?                              W: Yes, \_\_\_\_\_ is. Thank you \_\_\_\_\_ much.

Crazy English: Learn a new language and get a new soul.  
学会一种新语言，得到一种新精神。










# Lessons 7&8

- 语法视窗 1. Are you a teacher? (一般疑问句, 回答有两种: Yes, I am.和 No, I am not.)  
2. What's your job? = What do you do? 你是做什么工作的?
- 同步训练


## 一、根据图片提示补全单词, 并写出汉语意思。




pol\_cem\_n \_\_\_\_\_



n\_rse \_\_\_\_\_




t\_\_cher \_\_\_\_\_



p\_stm\_n \_\_\_\_\_



p\_lic\_woman \_\_\_\_\_



driv\_r \_\_\_\_\_

## 二、根据语境选择最佳选项。

- ( ) 1. I \_\_\_\_\_ a new student. A. is B. am C. are  
( ) 2. Nice \_\_\_\_\_ meet you. A. to B. too C. two  
( ) 3. \_\_\_\_\_ you French? A. Am B. Is C. Are  
( ) 4. I'm \_\_\_\_\_ engineer. A. a B. an C. the  
( ) 5. What's \_\_\_\_\_ job? A. you B. yours C. your

## 三、根据要求进行句型转换。

1. I'm a teacher. (变一般疑问句) \_\_\_\_\_ a teacher?  
2. I'm a nurse. (对划线部分提问) \_\_\_\_\_ ?  
3. Are you French? (否定回答) \_\_\_\_\_.

## 四、根据情境补全对话, 使语意完整正确。

1. - Are you French? - Yes, \_\_\_\_\_.  
2. - What \_\_\_\_\_ are you? - I'm Italian.  
3. - \_\_\_\_\_ job? - I'm a teacher.  
4. - What's your job? - I'm a \_\_\_\_\_ (出租汽车司机).

### Unlock the Universe.

美国人之间谈话的最佳距离:

1. Intimate distance (密切距离) 两者相距 0.5 米。
2. Personal distance (私人接触距离) 两者相距在 0.5~1.2 米之间。
3. Social distance (社交距离) 两者相距在 1.2~3.7 米之间。
4. Public distance (公众距离) 双方应在 3.7 米之上。





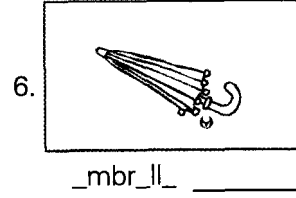
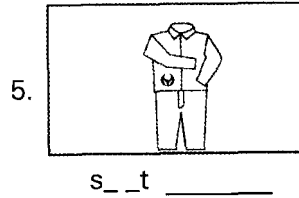
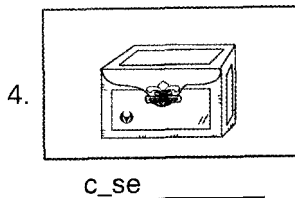




语法视窗 Are you...? (你是……吗?) 此句型通常询问某人的国籍、年龄等。  
What colour are your...? (你的……是什么颜色的?) your 后面接名词的复数。

同步训练

一、根据图片提示补全单词，并写出汉语意思。



二、按要求写出正确词形。

- 1. dress (复数) \_\_\_\_\_
- 2. this (复数) \_\_\_\_\_
- 3. American (对应的国家名) \_\_\_\_\_
- 4. blouses (音标) \_\_\_\_\_

三、根据语境选择最佳选项。

- ( ) 1. Are these your \_\_\_\_\_?  
A. friend                      B. friends                      C. friend's
- ( ) 2. - \_\_\_\_\_ are your books? - They are orange.  
A. What                      B. How                      C. What colour
- ( ) 3. Are you \_\_\_\_\_?  
A. Dutch                      B. America                      C. China
- ( ) 4. Is your friend a tourist \_\_\_\_\_?  
A. very                      B. too                      C. much
- ( ) 5. Our dogs \_\_\_\_\_ brown and while.  
A. am                      B. is                      C. are

四、根据情境补全对话，使语意完整正确。

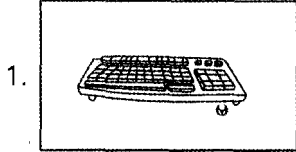
M: Are \_\_\_\_\_ Russian?                      W: No, I'm not. I'm \_\_\_\_\_ (丹麦人).  
M: Are you a \_\_\_\_\_?                      W: Yes, I am.  
M: Your passport, please.                      W: Here you are.  
M: Is this your \_\_\_\_\_?                      W: No, it isn't.  
M: What \_\_\_\_\_ is your case?                      W: It's black.



语法视窗 与别人初次见面时，问你好说“How do you do?” 这个问候语必须用问号。  
询问别人的职业时，用“What+be+形容词性物主代词+job (s) ?” 句型。

同步训练

一、根据图片提示补全单词，并写出汉语意思。




keyb\_ rd \_\_\_\_\_



n\_rse \_\_\_\_\_




p\_licewom\_n \_\_\_\_\_



dr\_ver \_\_\_\_\_



m\_n \_\_\_\_\_



p\_stm\_n \_\_\_\_\_

二、按要求写出正确词形。

1. housewife (复数) \_\_\_\_\_      2. men (单数) \_\_\_\_\_  
3. employee (复数) \_\_\_\_\_      4. hard-working (反义词) \_\_\_\_\_

三、根据语境选择最佳选项。

- ( ) 1. - \_\_\_\_\_ is she? - She is my daughter.  
A. What                                      B. Who                                      C. How
- ( ) 2. \_\_\_\_\_ men are our office assistants.  
A. This                                      B. That                                      C. Those
- ( ) 3. These \_\_\_\_\_ are Chinese.  
A. men                                      B. man                                      C. mans
- ( ) 4. What are \_\_\_\_\_ jobs?  
A. your                                      B. his                                      C. her
- ( ) 5. They're \_\_\_\_\_.  
A. housewife                                      B. housewives                                      C. housewives

四、阅读短文，判断正 (T) 误 (F)。

I'm a girl. My name's Alisa. I'm English. My father is a policeman. My mother is a nurse. My friend Loup is French. His mother is a teacher. His father is a taxi driver.

- ( ) 1. Alisa is French.  
( ) 2. Alisa's mother is a keyboard operator.  
( ) 3. Alisa's friend is Loup.  
( ) 4. Loup's mother is a teacher.  
( ) 5. Loup's father and Alisa's father are taxi drivers.

Crazy English: Every second counts. 一寸光阴一寸金。分秒必争。



## 语法视窗


此课学到的反义词有: clean—dirty, hot—cold, fat—thin, big—small, light—heavy, old—new...

## 同步训练

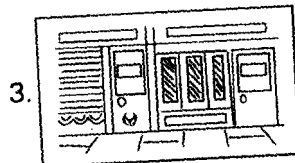
### 一、根据图片提示补全单词, 并写出汉语意思。



ic\_cr\_m \_\_\_\_\_



\_pen \_\_\_\_\_



sh\_t \_\_\_\_\_



l\_ght \_\_\_\_\_



h\_vy \_\_\_\_\_



f\_t \_\_\_\_\_

### 二、根据要求进行句型转换。

1. They're thin. (改为否定句)

They \_\_\_\_\_ thin.

2. Are you all right? (否定回答)

\_\_\_\_\_, \_\_\_\_\_.

### 三、根据语境选择最佳选项。

( ) 1. — What's the matter? — \_\_\_\_\_.

A. I'm three.

B. I'm Sensen.

C. I'm tired.

( ) 2. “给你。”应译为 \_\_\_\_\_

A. Here you are.

B. It you are.

C. It give are.

( ) 3. They're \_\_\_\_\_ (高的).

A. tall

B. short

C. old

( ) 4. Those children \_\_\_\_\_ tired.

A. is

B. are

C. am

( ) 5. There's \_\_\_\_\_ ice cream man.

A. a

B. an

C. 不填

### 四、根据情境补全对话, 使句意完整正确。

Father: What's the \_\_\_\_\_?

Tom: I'm tried.

Father: Sit \_\_\_\_\_ here. Are you all \_\_\_\_\_?

Tom: No, I'm not.

Father: Look! There's an ice cream man.

Father: \_\_\_\_\_ ice cream, please.

Father: Here \_\_\_\_\_ are. And are you all right?

Tom: Yes, I am.

Crazy English: cheat  
matchstickman  
con artist

骗子

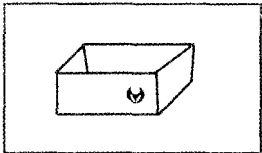
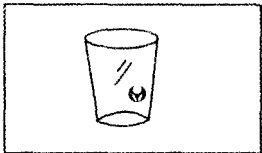


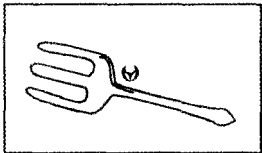





- 语法视窗 1. 祈使句省略主语，用动词原形。如：Give me a bag.  
2. one 是不定代词，表示上一句中提到的物品，复数形式：ones。

同步训练

一、根据图片提示补全单词，并写出汉语意思。

1.		2.		3.	
	b_x _____		gl_ss _____		b_ttl_ _____
4.		5.		6.	
	kn_f_ _____		f_rk _____		sp__n _____

二、根据语境选择最佳选项。

- |                                  |         |         |        |
|----------------------------------|---------|---------|--------|
| ( ) 1. Give _____ a book please. | A. I    | B. they | C. me  |
| ( ) 2. Here you _____.           | A. is   | B. am   | C. are |
| ( ) 3. The _____ one.            | A. he   | B. red  | C. I   |
| ( ) 4. Thank _____.              | A. your | B. you  | C. my  |
| ( ) 5. _____, not that one.      | A. Not  | B. No   | C. Is  |

三、根据要求进行句型转换。

- Give me a book please. (变为复数句) \_\_\_\_\_ me two \_\_\_\_\_ please.
- The red one. (对划线部分提问) \_\_\_\_\_ one?
- Give him a big box. (对划线部分提问) \_\_\_\_\_ box \_\_\_\_\_ the man want?
- Give us a clean cup. (对划线部分提问) \_\_\_\_\_ cup \_\_\_\_\_ you want?
- Give them a big bottle. (对划线部分提问) \_\_\_\_\_ bottle \_\_\_\_\_ they want?

四、根据情境补全对话，使语意完整。

- Give me \_\_\_\_\_ book please. - \_\_\_\_\_ book?
- \_\_\_\_\_ spoon do you want? - The red \_\_\_\_\_.
- \_\_\_\_\_ knife \_\_\_\_\_ he want? - The big one.
- Here you \_\_\_\_\_. - Thank \_\_\_\_\_.
- \_\_\_\_\_ this Tim's shirt? - No, it's not. \_\_\_\_\_ shirt is white.