

ISBN 7-80553-266-4/J·224

登记证号：(沪)105 定价：8.40 元

责任编辑：张荣仁

封面设计：王志伟

孩子们的拜厄钢琴初级教程

(下册)

傅 开译注

上海音乐出版社出版、发行

(上海绍兴路74号)

新华书店经销 江苏吴县教育印刷厂印刷

开本640×935 1/8 印张16 曲谱124面

1991年5月第1版 1991年5月第1次印刷

印数：1—3,000册

ISBN7-80553-266-4/J·224 定价：8.40元

129417

# 拜厄鋼琴初級教程

下冊



传 开译注

上海音乐出版社

# 目 次

八分音符	( 4 )
拍子练习	( 5 )
第44首练习曲	( 6 )
反复跳跃记号	( 9 )
第45首—第47首练习曲	( 10 )
附点四分音符	( 16 )
第48首练习曲	( 18 )
和弦	( 19 )
第49首—第51首练习曲	( 20 )
♩ 拍	( 25 )
第52首—第53首练习曲	( 26 )
冬天景色	( 28 )
灯塔看护人	( 29 )
强弱记号	( 30 )
低音谱号	( 31 )
第54首—第60首练习曲	( 32 )
第61首练习曲	( 40 )
郁金香	( 41 )
第62首—第64首练习曲	( 42 )
握拳头, 摊开手 ( 四手联弹曲 )	( 48 )
C 大调音阶	( 50 )
第65首—第66首练习曲	( 54 )
六度和三度	( 56 )
第67首—第69首练习曲	( 56 )
G 大调音阶	( 58 )
第70首—第72首练习曲	( 60 )
三连音	( 62 )
第73首练习曲	( 62 )
快乐的郊游	( 64 )
夜晚的火车	( 65 )
可爱的小猫	( 66 )

第74首练习曲	( 67)
D 大调音阶	( 68)
第75首—第78首练习曲	( 70)
A 大调音阶	( 74)
第79首练习曲	( 76)
装饰音	( 77)
第80首—第81首练习曲	( 78)
E 大调音阶	( 80)
第82首—第84首练习曲	( 82)
F 大调音阶	( 85)
左手的旋律	( 86)
第85首—第86首练习曲	( 87)
F 大调小步舞曲	( 89)
十六分音符和三连音	( 90)
第87首—第88首练习曲	( 92)
附点八分音符	( 96)
第89首—第91首练习曲	( 96)
a 小调音阶	( 101)
第92首练习曲	( 104)
阿拉伯风格曲	( 105)
第93首—第98首练习曲	( 106)
$\flat B$ 大调音阶	( 112)
第99首—第101首练习曲	( 113)
复附点音符	( 116)
第102首—第104首练习曲	( 117)
半音音阶	( 120)
第105首练习曲	( 122)
快乐的农夫	( 123)
第106首练习曲	( 124)
新洋娃娃	( 126)



我们在《上册》学了不少音符和记号，希望大家好好复习，如果有还没有弄懂的，那就一定要下功夫弄懂，今后还要学习新的音符和记号。

所学的乐曲，要能背下来，经常复习，努力做到不论在爸爸妈妈面前，还是在朋友那里，都能弹出来。

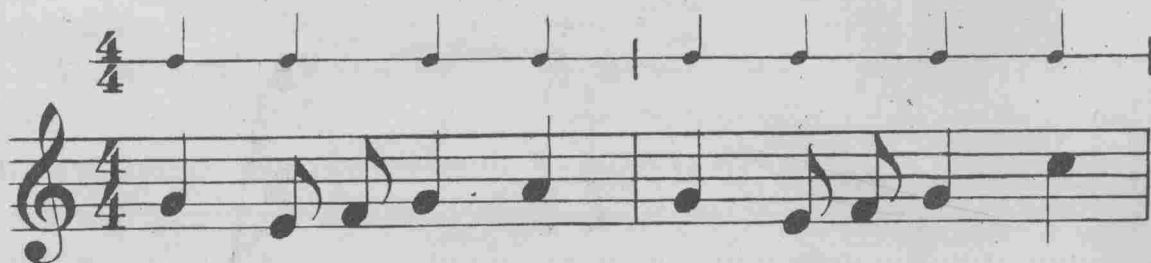
## 八 分 音 符

先复习一下以前学过的音符和休止符。

全 音 符	○	全 休 止 符	—
二 分 音 符	♩	二 分 休 止 符	—
四 分 音 符	♪	四 分 休 止 符	♪
附 点 二 分 音 符	♩·	附 点 二 分 休 止 符	—

以上各种音符和休止符中，时值最短的是四分音符 ♩ 和四分休止符 ♪。不过，音乐中还有时值更短的音符和休止符，我们先学其中的八分音符。

♪ 占四分音符一半时值的音符叫做八分音符。八分音符有时写做 ♪♪，有时把音符上的“尾巴”连起来写成 ♪♪。在  $\frac{4}{4}$  拍的乐曲中，四分音符为一拍，所以一拍要弹两个八分音符，两个八分音符要弹得平均、正确。



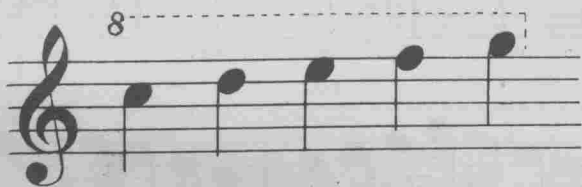
129417

# 拍子练习


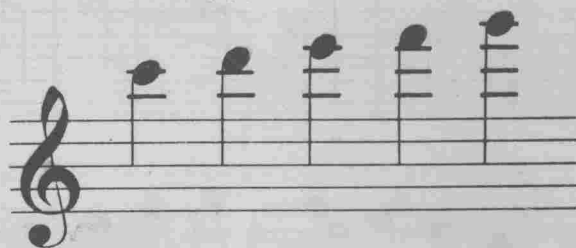
要正确稳定地数拍，弹得慢一些；从头到尾都用同样的速度弹奏。

有 8<sup>----</sup> 标记的地方，要把虚线下方的音弹高一个八度。这条虚线的作用跟加线相似，如果写上许多加线，谱上的音高位置就很难一下子看清楚，这时就需要采用这种表示移高八度的标记了。

标记



实际弹奏



# Moderato

学生

44.

8 1 2

5 4

*sempre legato*

# Moderato

教师

44.

*p*

*legato*

*mf*



8

This system contains two staves. The top staff is in treble clef and the bottom staff is in bass clef. Both staves feature a continuous eighth-note pattern. The top staff starts on G4 and moves up stepwise to D5. The bottom staff starts on G3 and moves up stepwise to D4. A dashed line with the number '8' is positioned above the first measure of the top staff.

8

This system contains two staves. The top staff is in treble clef and the bottom staff is in bass clef. Both staves feature a continuous quarter-note pattern. The top staff starts on G4 and moves up stepwise to D5. The bottom staff starts on G3 and moves up stepwise to D4. A dashed line with the number '8' is positioned above the first measure of the top staff.

8

This system contains two staves. The top staff is in treble clef and the bottom staff is in bass clef. Both staves feature a continuous quarter-note pattern. The top staff starts on G4 and moves up stepwise to D5. The bottom staff starts on G3 and moves up stepwise to D4. A dashed line with the number '8' is positioned above the first measure of the top staff.



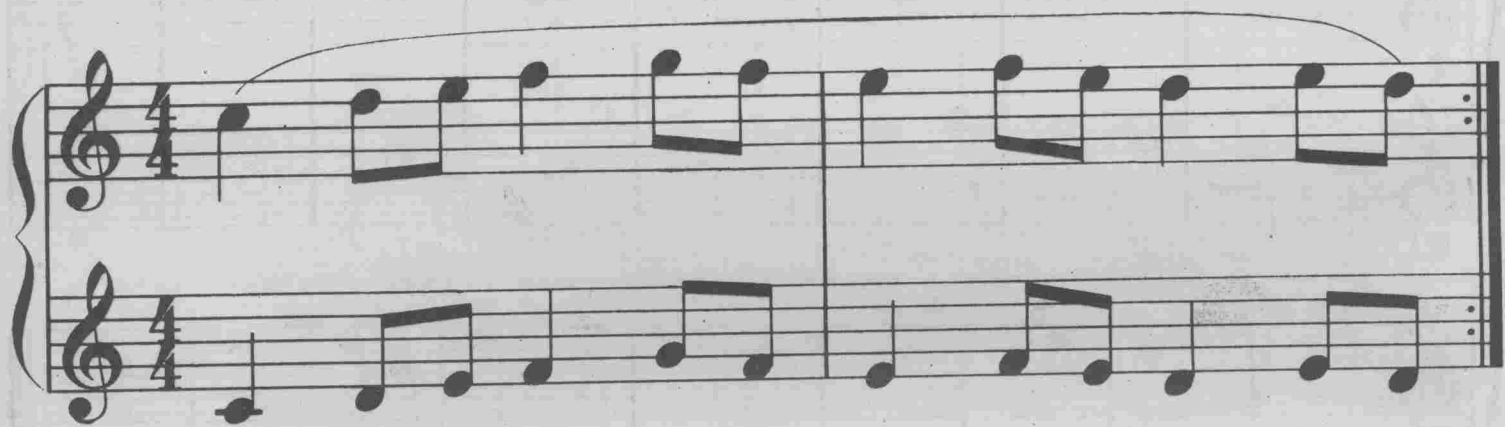
This system contains two staves. The top staff is in treble clef and the bottom staff is in bass clef. Both staves feature a continuous eighth-note pattern. The top staff starts on G4 and moves up stepwise to D5. The bottom staff starts on G3 and moves up stepwise to D4. A dashed line with the number '8' is positioned above the first measure of the top staff.

This system contains two staves. The top staff is in treble clef and the bottom staff is in bass clef. Both staves feature a continuous eighth-note pattern. The top staff starts on G4 and moves up stepwise to D5. The bottom staff starts on G3 and moves up stepwise to D4. A dashed line with the number '8' is positioned above the first measure of the top staff.

This system contains two staves. The top staff is in treble clef and the bottom staff is in bass clef. Both staves feature a continuous eighth-note pattern. The top staff starts on G4 and moves up stepwise to D5. The bottom staff starts on G3 and moves up stepwise to D4. A dashed line with the number '8' is positioned above the first measure of the top staff.

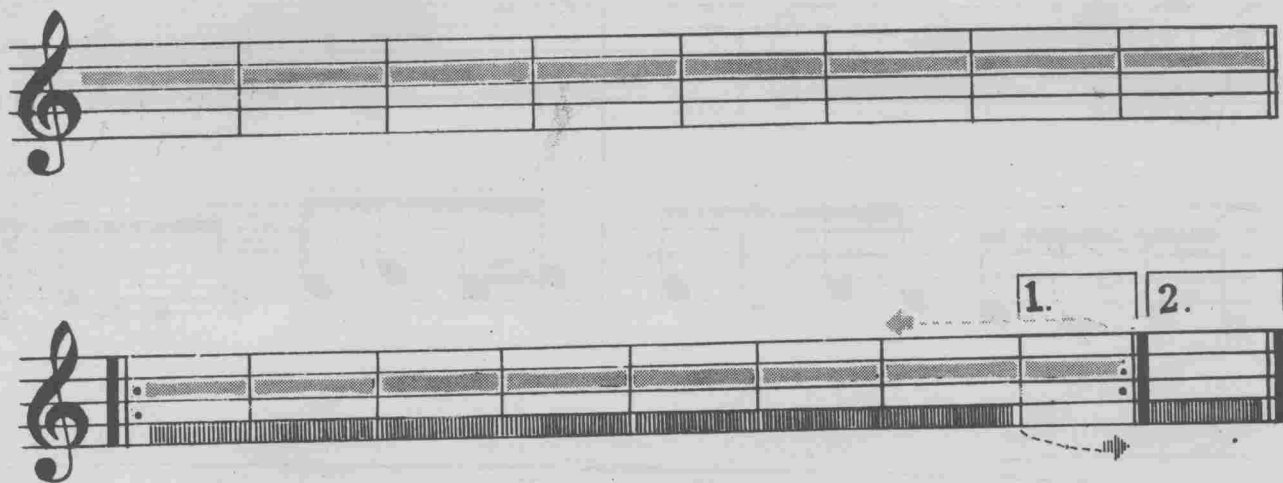
在弹奏第45首练习曲之前，先练习一下八分音符。

下面练习曲中的反复记号部分，可以多次反复，一直练到得心应手为止。



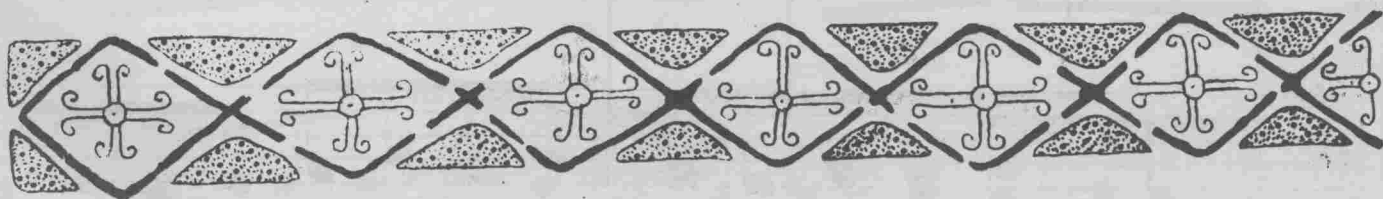
## 反复跳跃记号

音乐中表示反复的记号除了  $\text{||:}$  和  $\text{:||}$ ，还有一种以  $\text{1.}$  和  $\text{2.}$  表示的，叫做反复跳跃记号。见到这种记号时，就要按下面的方式弹奏。



第一次跟往常一样弹到有  $\text{1.}$  的地方，紧接着马上回到有  $\text{||:}$  的地方弹奏第二次。第二次不弹奏有  $\text{1.}$  记号的小节，而要跳过这一小节弹奏有  $\text{2.}$  记号的小节。

第46首练习曲上标有 *Comodo* 表示用普通的速度弹奏，不要急急忙忙。





The first system of music consists of two staves. The upper staff features a treble clef and contains two measures of music, each with a single half note. The lower staff also has a treble clef and contains two measures of music, each with a continuous eighth-note accompaniment.

The second system of music consists of two staves. The upper staff features a treble clef and contains two measures of music, each with a continuous eighth-note accompaniment. The lower staff also has a treble clef and contains two measures of music, each with a single half note.

The third system of music consists of two staves. The upper staff features a treble clef and contains two measures of music, each with a continuous eighth-note accompaniment. The lower staff also has a treble clef and contains two measures of music, each with a continuous eighth-note accompaniment.

The fourth system of music consists of two staves. The upper staff features a treble clef and contains two measures of music, each with a continuous eighth-note accompaniment. The lower staff also has a treble clef and contains two measures of music, each with a continuous eighth-note accompaniment. The system concludes with a double bar line.





Comodo

46.

Musical notation for the first system, consisting of two staves in 4/4 time. The top staff is in treble clef and contains a melodic line with a slur over the first four measures. The bottom staff is in treble clef and contains a bass line with fingerings: 5, 1, 3, 1, 5, 1, 3, 1. The word "legato" is written below the first measure of the bottom staff.

Musical notation for the second system, consisting of two staves in 4/4 time. The top staff is in treble clef and contains a melodic line with a slur over the first four measures. The bottom staff is in treble clef and contains a bass line with fingerings: 5, 1, 3, 1, 5, 1, 3, 1.


The first system of music consists of two staves. The upper staff is in treble clef and contains a melodic line with a slur over the first two measures and another slur over the last two measures. The lower staff is in bass clef and contains a bass line with fingering numbers: 5, 1, 3, 1, 5, 3, 1, 3, 5.

The second system of music consists of two staves. The upper staff is in treble clef and contains a melodic line with a slur over the first two measures and another slur over the last two measures. The lower staff is in bass clef and contains a bass line with fingering numbers: 5, 5, 5, 1, 5, 3.

The third system of music consists of two staves. The upper staff is in treble clef and contains a melodic line with a slur over the first two measures and another slur over the last two measures. The lower staff is in bass clef and contains a bass line with a fingering number 1 at the beginning.

The fourth system of music consists of two staves. The upper staff is in treble clef and contains a melodic line with a slur over the first two measures and another slur over the last two measures. The lower staff is in bass clef and contains a bass line. The system is divided into two endings: the first ending is marked "1." and the second ending is marked "2.".

注意第47首练习曲中的延音连接线。左手部分的C(do) 要弹足两拍半的时值，练习时要数拍，并且记住下面几个用加线的音。



Moderato

47.

