


Mc
Graw
Hill Education

清华版双语教学用书



工程电磁场

(第7版)

Engineering Electromagnetics
(Seventh Edition)

William H. Hayt, Jr
John A. Buck

清华大学出版社

Mc
Graw
Hill

清华版
双语
教学
用书

Engineering
Electromagnetics
(Seventh Edition)

工程电磁场

(第7版)

William H. Hayt, Jr
John A. Buck

清华大学出版社
北京

William H. Hayt, Jr. and John A. Buck

EISBN: 0-07-124449-2

Copyright © 2006 by The McGraw-Hill Companies, Inc.

Original language published by The McGraw-Hill Companies, Inc. All Rights reserved. No part of this publication may be reproduced or distributed by any means, or stored in a database or retrieval system, without the prior written permission of the publisher.

Authorized English language edition jointly published by McGraw-Hill Education (Asia) Co. and Tsinghua University Press. This edition is authorized for sale only to the educational and training institutions, and within the territory of the People's Republic of China (excluding Hong Kong, Macao SAR and Taiwan). Unauthorized export of this edition is a violation of the Copyright Act. Violation of this Law is subject to Civil and Criminal Penalties.

本书英文影印版由清华大学出版社和美国麦格劳-希尔教育出版(亚洲)公司合作出版。此版本仅限在中华人民共和国境内(不包括中国香港、澳门特别行政区及中国台湾地区)针对教育及培训机构之销售。未经许可之出口,视为违反著作权法,将受法律之制裁。

未经出版者预先书面许可,不得以任何方式复制或抄袭本书的任何部分。

北京市版权局著作权合同登记号 图字: 01-2009-1166

本书封面贴有 McGraw-Hill 公司防伪标签,无标签者不得销售。

版权所有,侵权必究。侵权举报电话: 010-62782989 13701121933

图书在版编目(CIP)数据

工程电磁场 = Engineering Electromagnetics: 第7版: 英文 / (美)海特 (Hayt, W. H.) 等著. —北京: 清华大学出版社, 2009.9

(清华版双语教学用书)

ISBN 978-7-302-20407-7

I. 工… II. 海… III. 电磁场—双语教学—教材—英文 IV. O441.4

中国版本图书馆 CIP 数据核字 (2009) 第 103925 号

责任编辑: 王一玲

责任印制: 王秀菊

出版发行: 清华大学出版社

地 址: 北京清华大学学研大厦 A 座

<http://www.tup.com.cn>

邮 编: 100084

社 总 机: 010-62770175

邮 购: 010-62786544

投稿与读者服务: 010-62776969, c-service@tup.tsinghua.edu.cn

质 量 反 馈: 010-62772015, zhiliang@tup.tsinghua.edu.cn

印 刷 者: 北京密云胶印厂

装 订 者: 三河市金元印装有限公司

发 行 者: 全国新华书店

开 本: 185×260

印 张: 32.75 插页: 1

版 次: 2009年9月第1版

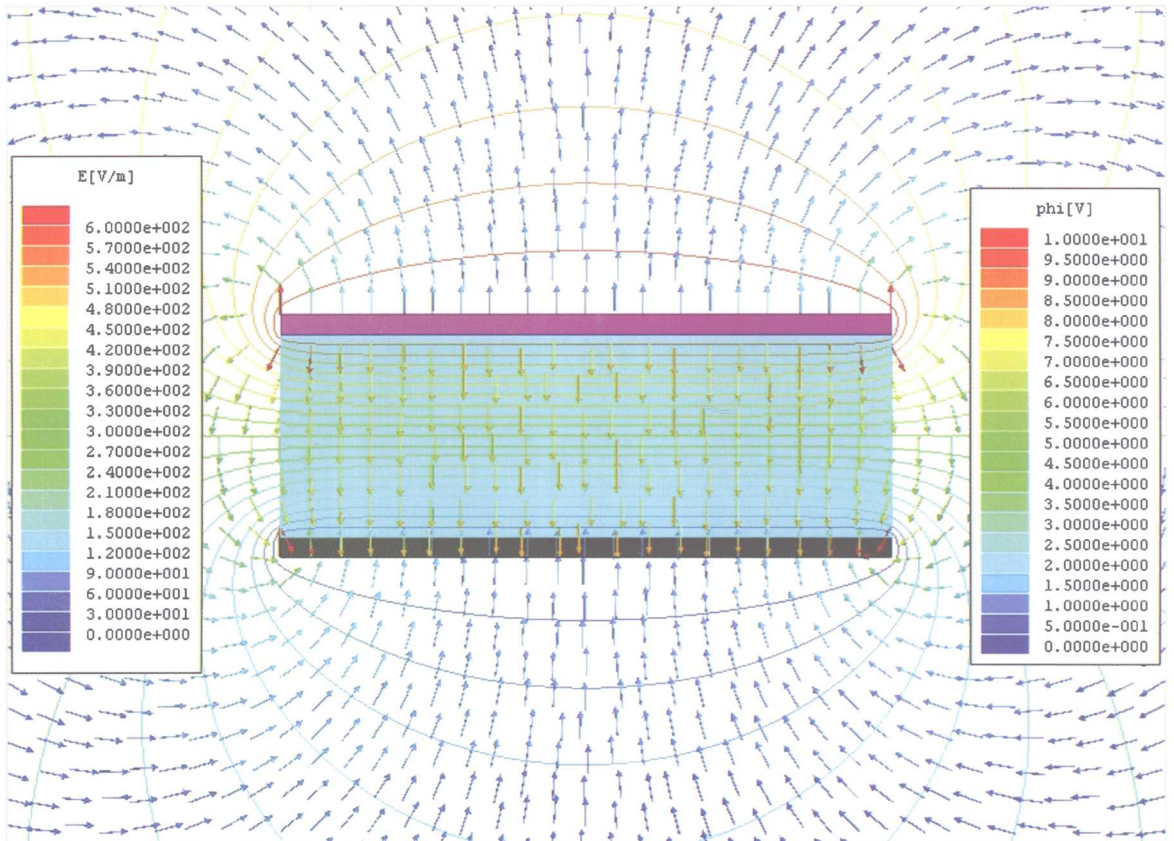
印 次: 2009年9月第1次印刷

印 数: 1~3000


定 价: 49.00 元

本书如存在文字不清、漏印、缺页、倒页、脱页等印装质量问题,请与清华大学出版社出版部联系调换。联系电话: 010-62770177 转 3103 产品编号: 029635-01

SAMPLE ILLUSTRATIONS FROM THE CD-ROM



Field map in the cross-section of a parallel-plate line: equi-potential lines and E-field streamlines.



MEFiSTo-3D Pro™

Electric-field wave along a metallic waveguide: the dominant TE_{10} mode.

If you would like to see more electromagnetics content come alive, like these illustrations, be sure to pop in the CD-ROM that came with your book (or visit the book's website at [http:// www.mhhe.com/haytbuck](http://www.mhhe.com/haytbuck))! You will find **illustrations, animations, interactives** and **quizzes** designed to give you an interactive experience with the key concepts in electromagnetics. **CD-ROM icons** are located throughout the book to indicate when these resources are available on the Media Suite CD-ROM. We hope you use the Media Suite and it enhances your learning of electromagnetics!

Engineering Electromagnetics, Seventh Edition

影印版序

“Engineering Electromagnetics”是一本国际知名的经典教材。作者 W. H. Hayt, Jr. 教授曾任教于美国普度大学，曾任电气工程学院院长，获普度大学最佳教师称号；作者 J. A. Buck 为美国乔治亚理工学院电气与计算机工程系教授。W. H. Hayt, Jr. 的第一版距今已 50 年。两位作者合作编写的第 6 版于 2001 年出版，现在清华大学出版社引进出版的为本书的最新版本——第 7 版。

本书影印版在出版时，为了与国内高校教学要求相适应，删除了“传输线”(Transmission Lines)一章，其它内容与国内电气工程专业的教材基本一致。

本书基本概念讲述清晰，注重物理概念，淡化公式推导，强调自主学习，图文并茂，定理和重要公式彩色加重印刷；每章后面配有大量习题，几乎每章都有超过 30 道习题；并配有光盘，提供了一些场图、动画、问答测试题和关键内容的交互式学习。

本书文笔流畅，可读性好，其目的是使学生可以使用该教材进行独立学习。因此，该书是电气工程和相关专业大学本科电磁场课程的理想教材或参考书，尤其适合作为双语教学或英文授课教材。

相对于国内同类教材，本书在内容上更加注重工程实用性内容，如：包含了不规则形状电极间的电容近似计算方法、磁路概念、铁磁材料的非线性、波导等内容；对拉普拉斯方程和泊松方程的求解讲述较系统，利用一章（第 7 章）内容，从一维方程求解过渡到二维分离变量法，进而介绍了差分法数值计算概念。本书在内容上的另一明显特点是略去了一些中间环节的公式推导，加强了物理概念讲述。

静电场部分是本书的主要内容，几乎占据了全书的一半篇幅，分为 6 章（2~7 章），其中包含了导体中的电流场（第 5 章）。该部分内容丰富，习题量大，共有 160 多道习题。对于静电场部分的详细讲解，为后面的恒定磁场与时变电磁场的讲解打下了方法论意义上的基础，可使学生在学习完静电场部分后，便掌握了场的学习与分析方法，建立了对场的思维方式，对场有了深入理解。这对于进一步学习后面全书的内容有很大帮助。并且，在磁场及后面内容的讲解中多处是通过与静电场类比的形式直接给出结果或结论。

本书在内容编排上有独到之处。在静电场部分，将能量与电位的引入结合在一起（第 4 章的题目为能量与电位），突出了电位是电场对单位电荷做功的物理属性，而不是像国内教材强调电位梯度等于电场强度的数学关系；将介质与电容结合在一起（第 6 章题目为介质与电容），突出了介质与电容的直接关系，实际上是强调了介电常数为电容率的概念。这种讲法以及所突出的概念比孤立地讲解电容更具实用性，另外还有上面提到的将泊松方程的多种求解方法融为一体的编排方法都具有明显的优点。在磁场部分，相对于静电场部分

的5章（除去电流场一章），该部分仅以两章编排，一章的题目为“恒定磁场”，另一章的题目为“磁场力、材料与电感”。这种编排的综合性与静电场内容编排的分散性形成了明显的反差；在内容讲解上，比较简洁，如仅用了两页就介绍完了磁场能量与求磁场力的虚功法，并且概念和实用性很强，从该节题目上的“磁材料上的力”便可以清楚地表明，虚功法的主要用途是求作用在磁材料上的力，这是利用洛伦兹磁力的表达式求解所不及的。

总之，本书是一本非常适合国内高校使用的英文教材，相信会在国内高校的双语教学实践中发挥很好的作用。

袁建生 教授

清华大学电机与应用电子技术系

2009年5月

ABOUT THE AUTHORS

William H. Hayt, Jr. (deceased) received his B.S. and M.S. degrees at Purdue University and his Ph.D. from the University of Illinois. After spending four years in industry, Professor Hayt joined the faculty of Purdue University, where he served as professor and head of the School of Electrical Engineering, and as professor emeritus after retiring in 1986. Professor Hayt's professional society memberships included Eta Kappa Nu, Tau Beta Pi, Sigma Xi, Sigma Delta Chi, Fellow of IEEE, ASEE, and NAEB. While at Purdue, he received numerous teaching awards, including the university's Best Teacher Award. He is also listed in Purdue's Book of Great Teachers, a permanent wall display in the Purdue Memorial Union, dedicated on April 23, 1999. The book bears the names of the inaugural group of 225 faculty members, past and present, who have devoted their lives to excellence in teaching and scholarship. They were chosen by their students and their peers as Purdue's finest educators.

A native of Los Angeles, California, **John A. Buck** received his M.S. and Ph.D. degrees in Electrical Engineering from the University of California at Berkeley in 1977 and 1982, and his B.S. in Engineering from UCLA in 1975. In 1982, he joined the faculty of the School of Electrical and Computer Engineering at Georgia Tech, where he has remained for the past 22 years. His research areas and publications have centered within the fields of ultrafast switching, nonlinear optics, and optical fiber communications. He is the author of the graduate text *Fundamentals of Optical Fibers* (Wiley Interscience), which is now in its second edition. When not glued to his computer or confined to the lab, Dr. Buck enjoys music, hiking, and photography.

PREFACE

Preparing a new edition of a textbook is an odd mixture of toil and gratification to their limits. In the midst of long hours and endless minutiae, the acts of incorporating new ideas that augment those already there or that displace those that may have become tiresome provide feelings of relief and accomplishment. Through the effort, there is hope and a growing belief that the new book will be better and more useful.

In the case of electromagnetics, the core subject matter never changes, and so it could be argued that previous treatments that have proven successful are probably best left alone. This was my philosophy when preparing the sixth edition. In this new seventh, I have taken a few more liberties. The older topics, present since the first edition, were reassessed, and a few were either dropped or moved to new locations. These changes were made sparingly, as my intent was to improve the flow of material while attempting to avoid anything that would damage the classic appeal and success of Hayt's original work as it has existed for nearly fifty years.

In recent years, many electromagnetics core courses have shifted their emphasis in the direction of transmission-line theory, in a manner consistent with the rise of computer engineering as a primary component within electrical engineering curricula. This has resulted in the most significant change in our new edition, which is a substantially rewritten (and now independent) chapter on transmission lines. This (the former Chapter 13) is now Chapter 11, and it precedes the chapters on electromagnetic waves. In Chapter 11, transmission lines are treated entirely within the context of circuit theory; wave phenomena are introduced and used exclusively in the form of voltages and currents. Line losses are now covered, along with a more detailed development of the wave equation. Inductance and capacitance concepts are treated as known parameters, and so there is no reliance on any other chapter. This allows transmission lines to be covered as the initial topic in a course, if desired. Field concepts and parameter computation in lines are still present, but now they appear in the early part of Chapter 14, where they play the additional roles of helping to introduce waveguiding concepts while adding perspective to the waveguiding problem. The specific cases of planar, coaxial, and two-wire lines within different frequency regimes are treated as in the earlier editions, and a new section on microstrip line has been added. This material can be covered after Chapter 12 and does not require Chapter 13.

The electromagnetic waves chapters, now 12 and 13 (formerly 11 and 12), retain their independence from transmission-line theory in that one can progress from Chapter 10 directly to Chapter 12. In this way, wave phenomena are introduced from first principles, but within the context of the uniform plane wave. Chapter 12 refers to Chapter 11 in places where the latter may give additional perspective, along with a little more detail. Nevertheless, all the necessary material for learning plane waves without first studying transmission-line waves is present in Chapter 12, should the student or instructor wish to proceed in that order.

The discussion of plane wave reflection and dispersion in Chapter 13 moves directly into Chapter 14, in which waveguiding fundamentals are covered in the light of plane wave reflection models, as well as through direct solution of the wave equation. This chapter retains its original content from the sixth edition, but it now includes an expanded section on optical fibers in addition to the one on transmission-line structures previously mentioned. The last part of Chapter 14 covers basic radiation concepts, a carryover from earlier editions.

The restructuring of the earlier chapters includes the division of the former Chapter 5 (Conductors, Dielectrics, and Capacitance) into two chapters (now 5 and 6) that deal separately with conductors and capacitors. The previous Chapter 6 (which covered field plotting and numerical techniques) has been eliminated, but some of its material has been retained in other chapters. Curvilinear square mapping and discussions of current analogies are now part of the new capacitance chapter (6), and the old section on iterative solution is now part of the Laplace and Poisson equation development in Chapter 7.

A major new supplement to this edition is a CD containing computer demonstrations and interactive programs developed by Natalia Nikolova of McMaster University, and Vikram Jandhyala and Indranil Chowdhury of the University of Washington. Their excellent contributions are geared to the text, and CD icons appear in the margins whenever an exercise that pertains to the narrative exists. In addition, quizzes are provided on the CD to aid in further study. Numerous animations (including a few of my own) are present that help in visualizing many of the phenomena described in the text.

Approximately 40 percent of the problems in the sixth edition have been replaced. In addition to many new problems, I have included several excellent “classic” problems of Bill Hayt’s that appeared in the early editions. I decided to revive what I felt were the best and most relevant of these. The drill problems have been reworked and errors have been corrected.

Apart from these changes, the theme of the text is the same as it has been since the first edition of 1958. An inductive approach is used that is consistent with the historical development. In it, the experimental laws are presented as individual concepts that are later unified in Maxwell’s equations. After the first chapter on vector analysis, additional mathematical tools are introduced in the text on an as-needed basis. Throughout every edition, as well as this one, the primary goal has been to enable students to learn independently. Numerous examples, drill problems (usually having multiple parts), the end-of-chapter problems, and the material on the media disk, are provided to facilitate this. Answers to the drill problems are given below each problem. Answers to odd-numbered end-of-chapter problems are found in Appendix E. A solutions manual will also be available to instructors. This material, along with the media suite contents and other teaching resources, is also available at the book’s website, <http://www.mhhe.com/haytbuck>. **COSMOS** (Complete Online Solutions Manual Operating System), available to instructors on CD-ROM, contains the entire book problem set, enhanced to include any referenced images or text, as well as the entire solution set for the book. This application will assist instructors in organizing, distributing, and tracking problem sets as they are assigned. Also acknowledged are ANSOFT and Faustus Scientific Corp.

The book contains more than enough material for a one-semester course. As is evident, statics concepts are emphasized and occur first in the presentation. In a course that places more emphasis on dynamics, the transmission lines chapter can be covered initially as mentioned, or at any point in the course. The statics material can be covered more rapidly by omitting Chapter 1 (assigned to be read as a review) and skipping Sections 2.6, 5.5, 5.6, 6.5, 6.6, 7.4 through 7.6, 8.6, 8.7, 9.3 through 9.6, 9.8, and 10.5. A more streamlined presentation of plane waves can be accomplished by omitting Sections 12.5, 13.5, and 13.6. Chapter 14 is intended as an advanced topics chapter, in which the development of waveguide and antenna concepts occurs through the application of the methods learned in earlier chapters, therefore helping to solidify that knowledge. It may also serve as a bridge between the basic course and more advanced courses that follow it.

ACKNOWLEDGMENTS

I am deeply indebted to many students and colleagues who have provided feedback and encouragement prior to and during the preparation of this new edition. In the initial review process, many thoughtful and valuable insights were provided by

Raviraj Sadanand Adve, *University of Toronto*
Jonathan S. Bagby, *Florida Atlantic University*
Arun V. Bakshi, *College of Engineering, Pimpri, India*
Shanker Balasubramaniam, *Michigan State University*
N. Scott Barker, *University of Virginia*
Vikram Jandhyala, *University of Washington*
Brian A. Lail, *University of Central Florida*
Sharad R. Laxpati, *University of Illinois–Chicago*
Reinhold Ludwig, *Worcester Polytechnic Institute*
Masoud Mostafavi, *San Jose State University*
Natalia K. Nikolova, *McMaster University*
J. Scott Tyo, *University of New Mexico*
Kathleen L. Virga, *University of Arizona*
Clive Woods, *Iowa State University*

Their remarks and suggestions affected many aspects of the final product. Errors and inconsistencies in the text and in some of the problems were pointed out in detail in several communications by William Thompson, Jr., Pennsylvania State University. At Georgia Tech, Shannon Madison provided assistance in proofing the drill problems, and Diana Fouts is responsible for the cover illustration and design.

In the four years since the last edition went to press, I received many e-mails from a host of people with questions and suggestions, often about portions of the text that, on further reflection, could have been clearer. It was these acts of calling my attention to the details that have perhaps been of most value in improving the final product. I regret not having been able to answer every message, but they were all considered and acted upon as appropriate. As then, I invite future correspondence, and can be reached at john.buck@ece.gatech.edu.

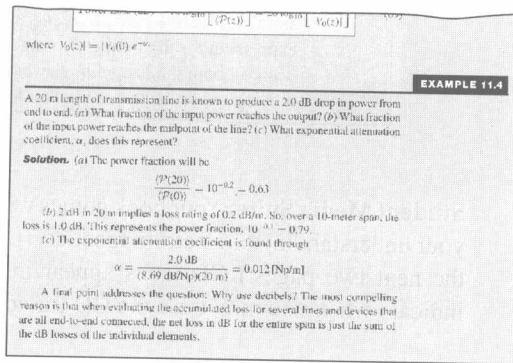
Finally, I acknowledge the project team at McGraw-Hill, whose enthusiasm, encouragement, and support were indispensable. Of these most especially, Michelle Flomenhoft and Carlise Stenbridge held everything together and made it all happen. I value my association with them. As with the previous revision, time was too short to complete everything that I had wanted. I am certain that my enthusiasm will be high for a chance at an eighth edition, once rested, and with patience regained by my wife and daughters. The girls, too young to understand why Dad remains hunched over a computer all weekend, have hopefully not grown too old to want him back. I dedicate this book to them.

John A. Buck
Marietta, GA
September 2004

GUIDED TOUR

The main objective of this book is to present electromagnetics in a manner that is clearer, more interesting, and easier to understand. For you, the student, here are some features to help you study and be successful in the course.

Examples: Numerous easy-to-spot examples, which help to reinforce the concepts presented, are integrated throughout each chapter.



where $V_0(z) = |V_0(z)| e^{-\alpha z}$.

EXAMPLE 11.4

A 20-m length of transmission line is known to produce a 2.0-dB drop in power from end to end. (a) What fraction of the input power reaches the output? (b) What fraction of the input power reaches the midpoint of the line? (c) What exponential attenuation coefficient, α , does this represent?

Solution. (a) The power fraction will be

$$\frac{P(20)}{P(0)} = 10^{-0.2} = 0.63$$

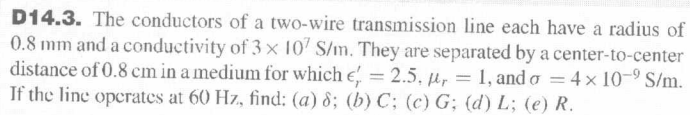
(b) 2 dB in 20 m implies a loss rating of 0.2 dB/m. So, over a 10-meter span, the loss is 1.0 dB. This represents the power fraction, $10^{-0.1} = 0.79$.

(c) The exponential attenuation coefficient is found through

$$\alpha = \frac{2.0 \text{ dB}}{(8.69 \text{ dB/Wp})(20 \text{ m})} = 0.012 \text{ [N/m]}$$

A final point addresses the question: Why use decibels? The most compelling reason is that when evaluating the accumulated loss for several lines and devices that are all end-to-end connected, the net loss in dB for the entire span is just the sum of the dB losses of the individual elements.

Drill Problems: Many drill problems are also integrated throughout each chapter. These problems, which include answers, serve as a quick way for you to check your understanding of the material.



D14.3. The conductors of a two-wire transmission line each have a radius of 0.8 mm and a conductivity of $3 \times 10^7 \text{ S/m}$. They are separated by a center-to-center distance of 0.8 cm in a medium for which $\epsilon_r' = 2.5$, $\mu_r = 1$, and $\sigma = 4 \times 10^{-9} \text{ S/m}$. If the line operates at 60 Hz, find: (a) δ ; (b) C ; (c) G ; (d) L ; (e) R .

Ans. 1.2 cm; 30 pF/m; 5.5 nS/m; 1.02 $\mu\text{H/m}$; 0.033 Ω/m .

End-of-Chapter Problems: Each chapter features a wide selection of problems, with answers to selected problems in Appendix E, to give you a chance to practice what you are learning.

- 14.17 A rectangular waveguide has dimensions $a = 6$ cm and $b = 4$ cm. (a) Over what range of frequencies will the guide operate single mode? (b) Over what frequency range will the guide support both TE_{10} and TE_{01} modes and no others?
- 14.18 Two rectangular waveguides are joined end-to-end. The guides have identical dimensions, where $a = 2b$. One guide is air-filled; the other is filled with a lossless dielectric characterized by ϵ_r' . (a) Determine the maximum allowable value of ϵ_r' such that single-mode operation can be simultaneously assured in both guides at some frequency. (b) Write an expression for the frequency range over which single-mode operation will occur in both guides; your answer should be in terms of ϵ_r' , guide dimensions as needed, and other known constants.

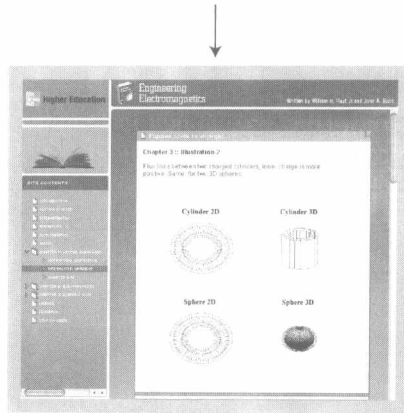
Student Media Suite: Your book comes with a CD-ROM intended to further enhance your understanding of electromagnetics. (Details of the CD-ROM contents appear on the next two pages.) CD icons appear in the text margin throughout the book to indicate when you might use the CD for additional help with that material.

2.4 FIELD OF A LINE CHARGE

Up to this point we have considered two types of charge distribution, the point charge and charge distributed throughout a volume with a density ρ_v C/m³. If we now consider a filamentlike distribution of volume charge density, such as a very fine, sharp beam in a cathode-ray tube or a charged conductor of very small radius, we find it convenient to treat the charge as a line charge of density ρ_l C/m. In the case of the electron beam the charges are in motion and it is true that we do not have an electrostatic problem. However, if the electron motion is steady and uniform (a dc beam)

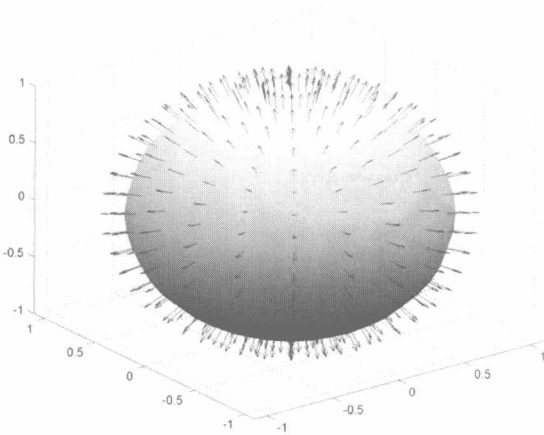


Student Media Suite



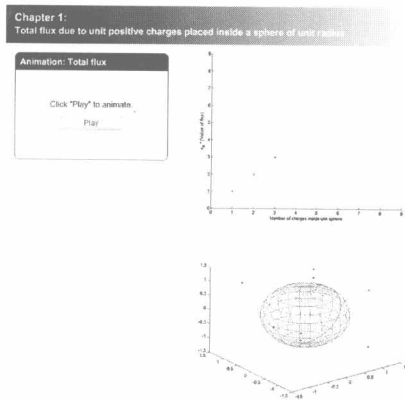
The CD-ROM material was created to provide you additional learning resources for the more difficult electromagnetics concepts. This self-study tool has an easy-to-navigate interface that allows you to look up material by chapter.

Sphere

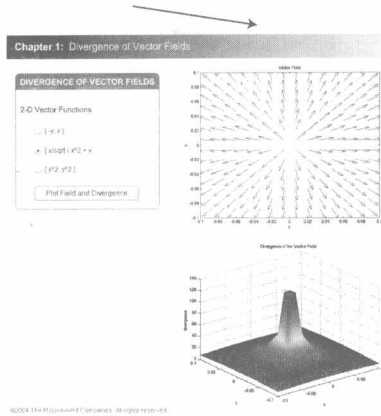


← **Learning Resource #1—Illustrations:** In order to help you to better visualize the concepts, additional illustrations in four colors have been included.

Learning Resource #2—Animations: Numerous animations go one step further by showing you a demonstration of electromagnetic phenomena with Flash animation.



Learning Resource #3—Interactives: The interactives not only allow you to see the concepts, but they also let you physically adjust the variables or the figure itself to see the concepts in action.



Learning Resource #4—Quizzes: To help you further test your understanding, a quick quiz is provided for each chapter. Immediate feedback is given to let you know if you have answered the questions correctly.

QUIZ – CHAPTER 1 (Vector Analysis)

1. The cross product of $8\mathbf{a}_x + 6\mathbf{a}_y$ (first vector) and $9\mathbf{a}_x - 4\mathbf{a}_z$ (second vector) is

- $72\mathbf{a}_x - 24\mathbf{a}_z$
- $-24\mathbf{a}_x + 32\mathbf{a}_y - 54\mathbf{a}_z$
- $72\mathbf{a}_x + 24\mathbf{a}_y + 16\mathbf{a}_z$
- $24\mathbf{a}_x - 32\mathbf{a}_y + 54\mathbf{a}_z$

2. A vector function whose divergence is $4x$ could be

- $4x\mathbf{a}_x$
- $(4x^2 + y)\mathbf{a}_x$
- $4x^2\mathbf{a}_x$
- $(2x^2 - y)\mathbf{a}_x$

3. The gradient of the scalar function xyz is

- $x\mathbf{a}_x + y\mathbf{a}_y + z\mathbf{a}_z$
- 0
- $yz\mathbf{a}_x + xy\mathbf{a}_y + xz\mathbf{a}_z$
- $yz\mathbf{a}_x + xy\mathbf{a}_y + xz\mathbf{a}_z$

CONTENTS

Preface ix

Guided Tour xiii

Chapter 1

Vector Analysis 1

- 1.1 Scalars and Vectors 1
- 1.2 Vector Algebra 2
- 1.3 The Rectangular Coordinate System 4
- 1.4 Vector Components and Unit Vectors 5
- 1.5 The Vector Field 8
- 1.6 The Dot Product 9
- 1.7 The Cross Product 12
- 1.8 Other Coordinate Systems: Circular
Cylindrical Coordinates 14
- 1.9 The Spherical Coordinate System 19
References 22
Chapter 1 Problems 23

Chapter 2

Coulomb's Law and Electric Field Intensity 26

- 2.1 The Experimental Law of Coulomb 27
- 2.2 Electric Field Intensity 30
- 2.3 Field Due to a Continuous Volume Charge
Distribution 34
- 2.4 Field of a Line Charge 37
- 2.5 Field of a Sheet of Charge 43
- 2.6 Streamlines and Sketches of Fields 45
References 48
Chapter 2 Problems 48

Chapter 3

Electric Flux Density, Gauss's Law, and Divergence 51

- 3.1 Electric Flux Density 51
- 3.2 Gauss's Law 55
- 3.3 Application of Gauss's Law: Some
Symmetrical Charge Distributions 59
- 3.4 Application of Gauss's Law: Differential
Volume Element 64
- 3.5 Divergence 67
- 3.6 Maxwell's First Equation (Electrostatics) 70
- 3.7 The Vector Operator ∇ and the Divergence
Theorem 72
References 75
Chapter 3 Problems 76

Chapter 4

Energy and Potential 80

- 4.1 Energy Expended in Moving a Point Charge in
an Electric Field 81
- 4.2 The Line Integral 82
- 4.3 Definition of Potential Difference and
Potential 87
- 4.4 The Potential Field of a Point Charge 89
- 4.5 The Potential Field of a System of Charges:
Conservative Property 91
- 4.6 Potential Gradient 95
- 4.7 The Dipole 101
- 4.8 Energy Density in the Electrostatic Field 106
References 110
Chapter 4 Problems 110