

中国国家汉办  
规划教材



Dāngdài Zhōngwén

当代中文

1

# Contemporary Chinese

吴中伟 主编

Hànzì Běn

汉字本

CHARACTER BOOK



华语教学出版社

# Contemporary Chinese

By Wu Zhongwei

Wu Zhongwei Wu Jinli

Intended for English-speakers, these teaching materials are designed to develop the learners' ability to listen, speak, read and write, as well as the ability to communicate in social settings.

This series includes:

- **Textbook** (Vols. 1-4): This consists of text, vocabulary, notes, grammar, and cultural background. The texts, given in both simplified and unsimplified characters, also include *pinyin* and English translation.
- **Teachers' Book** (Vols. 1-4): The *Teachers' Book* explains in detail the entire structure of the series, and what is intended in each lesson. Here you will find reference material, texts for listening exercises, keys to the exercises, test papers, etc.
- **Character Book** (Vols. 1-2): Includes relevant knowledge about Chinese characters, and various kinds of exercises.
- **Exercise Book** (Vols. 1-4): These exercises are comprehensive, and varied in form, covering listening, speaking, reading and writing. Ranked from easy to difficult, the exercises are designed to meet the need of learners with different skill-levels.

Cassette tapes and video tapes are also available to accompany the textbooks.

ISBN 7-80052-881-2



9 787800 528811 >

定价: 48.50元  
9-CE-3520PA

中国国家对外汉语教学领导小组办公室规划教材

Project of NOTCFL of the People's Republic of China

Dāngdài Zhōngwén  
当代中文  
Contemporary Chinese

Hànzì Běn  
汉字本

1

CHARACTER BOOK

Volume One

主 编：吴中伟  
编 者：吴中伟 吴叔平  
高顺全 吴金利  
翻 译：徐 蔚

Yvonne L. Walls Jan W. Walls

译文审订：Jerry Schmidt

责任编辑: 贾寅淮  
封面设计: 王 博  
插图: 笑 龙

国家汉办网址: [www.hanban.edu.cn](http://www.hanban.edu.cn)

联系地址: 北京市海淀区学院路 15 号, 北京华图汉语文化服务中心

电 话: 82303678 62323491

传 真: 82303983

# 《当代中文》

汉字本

1

主编 吴中伟

\*

©华语教学出版社

华语教学出版社出版

(中国北京百万庄路 24 号)

邮政编码 100037

电话: 010-68995871 / 68326333

传真: 010-68326333

电子信箱: [hyjx@263.net](mailto:hyjx@263.net)

北京市通州次渠印刷厂印刷

中国国际图书贸易总公司海外发行

(中国北京车公庄西路 35 号)

北京邮政信箱第 399 号 邮政编码 100044

新华书店国内发行

2003 年 (16 开) 第一版

(汉英)

ISBN 7-80052-881-2 / H · 1399(外)

9-CE-3520PA

定价: 48.50 元

## 教材项目规划小组

严美华	姜明宝	王立峰
田小刚	崔邦焱	俞晓敏
赵国成	宋永波	郭 鹏

## 教材编写委员会

主 任：陶黎铭

副主任：陈光磊 吴叔平

成 员：陈光磊 高顺全 陶黎铭  
吴金利 吴叔平 吴中伟

顾 问 Richard King  
Helen Xiaoyan Wu  
Robert S. Chen

## Fundamental strokes

Héng The horizontal stroke  
(from left to right)



Shù The vertical stroke  
(from top to bottom)



Piě The left descending stroke



Diǎn The dot



Nà The right descending stroke



Tí The upcutting stroke



Zhé The bending strokes



Gōu The hooked strokes



## Rules of stroke order

First left, then right



First top, then bottom



First horizontal, then vertical



The outside, then the inside




Close after filling the frame



first center, then sides



First the main body, then join it together



# Names of some common radicals

亻	dānrénpáng	人	person, man	休	钅	jīnzìpáng	金	metal, gold	钱
彳	shuāngrénpáng		to pace	行	礻	shìzìpáng	示	god	视
女	nǚzìpáng	女	woman	妈	衤	yīzìpáng	衣	clothes	裤
氵	sāndiǎnshuǐ	水	water	河	足	zúzìpáng	足	foot	路
木	mùzìpáng	木	tree, wood	林	马	mǎzìpáng	马 (馬)	horse	骑
讠	yánzìpáng	言	words, speech	语	疒	bìngzìpáng		sickness	疼
口	kǒuzìpáng		mouth	吃	刂	lìdāo	刀	knife	到
饣	shíziáng	食	eat, food	饭	文	fǎnwén	文	culture	教
日	rìzìpáng		sun	明	艹	cǎozítóu		grass	茶
目	mùzìpáng		eye	眼	竹	zhúzitóu	竹	bamboo	等
忄	shùxīnpáng	心	heart	忙	宀	bǎogàir		roof	家
土	títǔpáng	土	earth, soil	地	穴	xuébǎogàir	穴	cave	空
扌	tíshǒupáng	手	hand	打	冫	tūbǎogàir		to cover	写
阝	zuǒ ěrpáng	阜	hill	附	讠	xuézitóu			学
阝	yòu ěrpáng	邑	city	都	𠂇	chángzitóu			常
子	zǐzìpáng	子	son, child	孩	灬	sìdiǎndǐ	火	fire	点
纟	jiǎosīpáng	系	silk	红	心	xīnzìdǐ	心	heart	您
王	wángzìpáng	玉	jade	玩	辶	zǒuzhī	走	walk	这
车	chēzìpáng	车(車)	cart	较	口	kǒuzìkuāng	口	enclosure	国
火	huǒzìpáng	火	fire	灯					

# 0. Preparation



Mùlù  
目 录  
Contents

Fundamental strokes .....	1
Rules of stroke order .....	1
Names of some common radicals .....	2
0. 入门 Rùmén Preparation .....	1
0.1 .....	1
0.2 .....	6
0.3 .....	9
0.4 .....	14
0.5 .....	18
0.6 .....	27
第一课 Dì-yī Kè .....	31
第二课 Dì-èr Kè .....	43
第三课 Dì-sān Kè .....	60
第四课 Dì-sì Kè .....	73
第五课 Dì-wǔ Kè .....	87
第六课 Dì-liù Kè .....	103
第七课 Dì-qī Kè .....	117
第八课 Dì-bā Kè .....	130
汉字索引(简体字) Hànzìsuǒyǐn(jiǎntǐzì) .....	143
汉字索引(繁体字) Hànzìsuǒyǐn(jiǎntǐzì) .....	143

## 0.1

### 汉字 Hànzì Chinese characters

yī

一

one

èr

二

two

sān

三

three

sì

四

four

wǔ

五

five

liù

六

six

qī

七

seven

bā

八

eight

jiǔ

九

nine

shí

十

ten



一



二



三



四



五



六



七



八



九



十

# 笔画 Bǐhuà Strokes

All *Hanzi* are composed of strokes. Here are the basic ones.

stroke	direction	name	example
一	→	Héng	二
丨	↓	Shù	十
丿	↙	Piě	八
丶	↘	Diǎn	六
㇏	↘	Nà	八



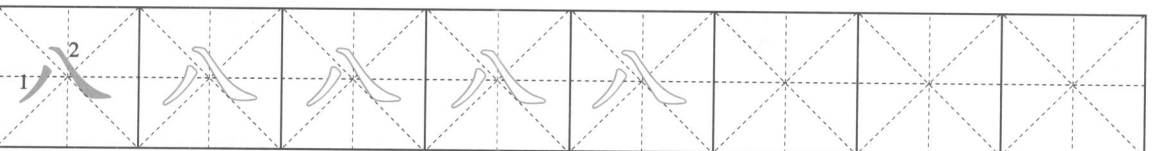
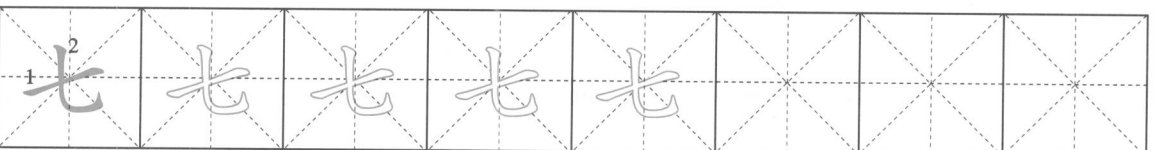
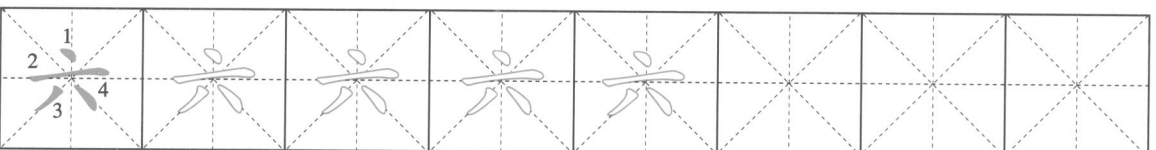
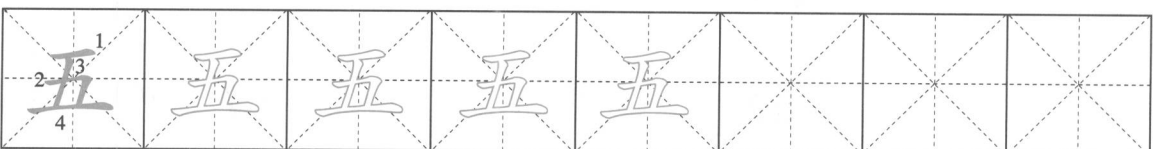
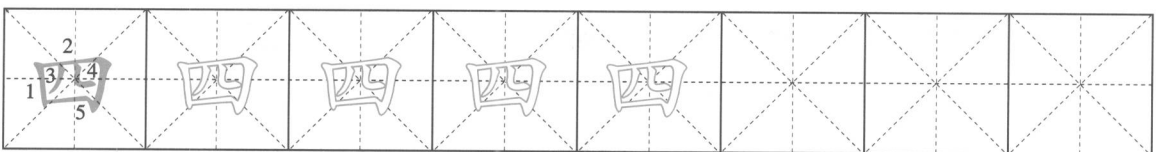
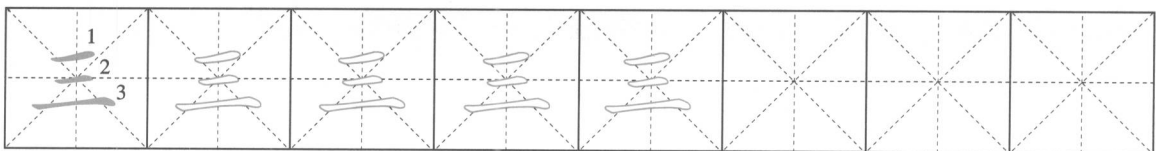
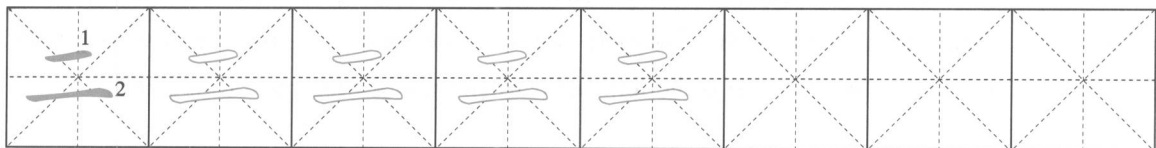
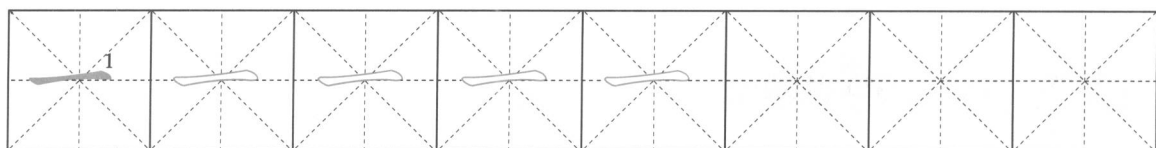
There are nearly 30 kinds of strokes altogether. The other strokes are based on the basic strokes above. Here are some of them:

stroke	direction	name	example
㇏	→	Héngzhé	口
㇏	↘	Shùwān	四
㇏	↘	Shùwāngōu	七
㇏	↘	Héngzhéwāngōu	九

# 写字 xiězì Writing




In each of the following lines, the first character is in the Sòngtǐ form, which is the commonest printed form. The second one is in the Zhèngkǎi form, which is a form used when writing with a Chinese brush (Máobǐ). The third one is the form used when writing with a pen (shǒuxiětǐ)

Sòngtǐ	Zhèngkǎi	Shǒuxiětǐ	Pīnyīn	stroke	order
一	一	一	yī	一	
二	二	二	èr	二	二
三	三	三	sān	三	三 三
四	四	四	sì	四	四 四 四 四
				四	
五	五	五	wǔ	五	五 五 五 五
六	六	六	liù	六	六 六 六 六
七	七	七	qī	七	七
八	八	八	bā	八	八
九	九	九	jiǔ	九	九
十	十	十	shí	十	十



With a history of some four thousand years, Chinese characters are one of the earliest forms of writing in the world. Chinese characters have made great contributions to the development of Chinese civilization and are still important today.

About 60,000 Chinese characters have been used at one time or another. However, if we eliminate alternate forms and “dead” characters no longer in use, the number being used today total between ten and twenty thousand. But even this figure is not truly representative of the number of characters that must be learned. In fact, 6000 characters are quite sufficient for general reading. The characters taught here are the ones most frequently used in daily life. If you know 2400 of the most frequently used characters, you will be able to recognize 99% of the characters you meet in most newspapers and magazines. And if you know 3800 characters, you will be able to recognize 99.9% of such characters.



## 0.2

## 汉字 Hànzì Chinese characters

rén	dà	kǒu	zhōng	xiǎo	shàng	xià
人	大	口	中	小	上	下
people	big	mouth	middle	small	above	below

## 笔画 Bǐhuà Strokes

stroke	direction	name	example
丿	↓	Shùgōu	小

## 笔顺 Bǐshùn Stroke order

Chinese character should be written in the correct stroke order. This will ensure correctness, increase the speed of writing and be helpful when looking up characters in a dictionary. The main rules of stroke order are:

First left, then right

e.g. 八 八 八

First top, then bottom

e.g. 三 三 三 三

first horizontal, then vertical

e.g. 十 十 十

“Let him come in, then close the door”

e.g. 四 四 四 四 四  
四

First center, then sides

e.g. 小 小 小 小

First the main body, then join it together

e.g. 中 中 中 中 中

.....

The rules may appear excessively complex, but stroke order can be summed up by the first two rules: first left, then right; first top, then bottom.

## 写字 xiězì Writing

Sòngtǐ	Zhèngkǎi	Shǒuxiětǐ	Pīnyīn	stroke	order
人	人	人	rén	人	人
大	大	大	dà	大	大 大
口	口	口	kǒu	口	口 口
中	中	中	zhōng	中	中 中 中
小	小	小	xiǎo	小	小 小
上	上	上	shàng	上	上 上
下	下	下	xià	下	下 下

