



高职高专英语专业系列教材

总主编：刘黛琳 副总主编：丁国声 程晓堂

致用英语

A LISTENING COURSE

听力教程

主编：方健壮



2

教师用书

外语教学与研究出版社
FOREIGN LANGUAGE TEACHING AND RESEARCH PRESS



高职高专英语专业系列教材

总主编：刘黛琳 副总主编：丁国声 程晓堂

致用英语

A LISTENING COURSE

听力教程

主 编：方健壮

副主编：饶少群

编 者：钟 蔚 李庚敏 蔡 葩
林 苑 朱 丹 陈 懿
谢秀娟 勒 妍 温 蕾

2

教师用书

外语教学与研究出版社
FOREIGN LANGUAGE TEACHING AND RESEARCH PRESS
北京 BEIJING

图书在版编目(CIP)数据

致用英语听力教程教师用书. 2 / 方健壮主编. — 北京: 外语教学与研究出版社, 2009. 1
(高职高专英语专业系列教材)
ISBN 978-7-5600-8004-8

I. 致… II. 方… III. 英语—听说教学—高等学校: 技术学校—教学参考资料
IV. H319.9

中国版本图书馆 CIP 数据核字 (2009) 第 009532 号

出版人: 于春迟

选题策划: 朱书义

责任编辑: 史丽娜

封面设计: 孙莉明

版式设计: 黄蕊

出版发行: 外语教学与研究出版社

社址: 北京市西三环北路 19 号 (100089)

网址: <http://www.fltrp.com>

印刷: 北京市鑫霸印务有限公司

开本: 787×1092 1/16

印张: 21.75

版次: 2009 年 1 月第 1 版 2009 年 1 月第 1 次印刷

书号: ISBN 978-7-5600-8004-8

定价: 40.90 元 (含 MP3 光盘一张)

* * *

如有印刷、装订质量问题出版社负责调换

制售盗版必究 举报查实奖励

版权保护办公室举报电话: (010)88817519

物料号: 180040001

前言

简介

在国家关于大力发展职业教育政策的推动下,近年来,我国高等职业教育蓬勃发展,无论从招生规模还是在校人数上,高职高专教育均已形成高等教育的半壁江山。与此同时,随着我国涉外经济的发展,对外交流日益增多,对于应用型英语人才的需求也在不断增长,因此,大部分高职高专院校都开设了英语专业。为满足新形势下高职高专英语专业教学的需要,推进课程建设与发展,引导注重职业素养培养、提高实际应用能力的高职高专英语教学改革方向,我们在广泛调研的基础上,为高职高专英语专业基础课程编写了这套《致用英语》系列教材。

《致用英语》系列教材是依据我国高职高专英语专业的培养目标和教学要求,结合高职高专学生的实际需求,为英语专业学生量身定制的教材。该系列教材的起点词汇在1,500词左右,力求从低起点入手,循序渐进,通过大量、有效的实践,引导学生达到既定的学习目标。系列教材充分吸收和借鉴了国内外优秀英语教材的优点,以外语教学理论为指导,语言知识与语言技能并举,不同课程各有侧重;同时,营造真实丰富的语言环境,提供生动多元的文化知识,设计形式多样的教学活动。教材内容的选取紧密结合高职高专学生的学习与生活,同时兼顾其职业发展的需求,这不仅可以激发学生学习的兴趣,奠定其坚实的专业基础,同时也为学生今后的求职、就业做了铺垫。正如书名《致用英语》所示,本系列教材致力于全面提高学生实际应用英语的能力,同时促进学生自我发展能力的培养。

根据教育部颁布的“高职高专教育指导性专业目录”,高等职业教育英语专业开设应用英语、商务英语、旅游英语和英语教育四个专业。《致用英语》基础课系列教材涵盖了这四个专业在基础教学阶段课程设置中开设的主干课程,可满足两个学年、四个学期的教学需求。

结构

教材	册数	教学配套资源
《综合教程》	共四册	教师用书+mp3光盘+教学课件
《听力教程》	共四册	教师用书+mp3光盘
《口语教程》	共两册	mp3光盘+教学课件
《阅读教程》	共两册	教学课件
《写作教程》	共两册	
《语法教程》	全一册	
《英语国家概况》	全一册	教学课件
《英语报刊阅读》	全一册	

特点

1. 充分体现系列教材的针对性和系统性

该系列教材是专门针对高职高专英语专业学生编写的，根据高职高专英语专业基础阶段的教学目标和教学要求确定教材结构与教学内容，充分考虑高职高专英语专业的教学状况和学生的实际水平与需求。在尽量体现不同课程特点的同时，兼顾各个课程之间在教学形式和内容上的融通、互补与衔接，确保英语专业基础课程教学资源的整体性。

2. 突出以学生为中心的教学理念

教材编写贯彻以学生为中心的教学理念，一切教学活动的设计以学生为中心，调动学生的参与意识。重视基本功的训练，同时强调学生实际应用语言能力的培养。

3. 注重教材的适用性

教材的起点照顾大多数学生的水平，不简单重复高中阶段已学过的内容，而是重在应用能力的进一步提升；同时，每门课程的教材都设计了扩展性内容，给教师和学生提供了结合实际教学灵活调整内容的空间。

4. 展示真实语境中的地道英语，培养跨文化交际意识

教材的选材照顾高职高专学生的特点，贴近生活与职场就业，语境真实，语言地道；丰富的社会与文化知识可以帮助学生开阔视野、增长知识，提高跨文化交际意识。

5. 多样的活动设计，关注学生自我发展能力的培养

通过精心设计的导学、教学活动，推进自主学习、协作学习，使学生养成良好的学习习惯，掌握有效的学习策略；练习设计注重交际性、应用性和实践性，促进学生积极思考与实践，不断提高解决问题的能力。教材中每单元之首均列出该单元的学习目标，使学生明确学习重点，提高目标意识，培养自我管理的能力。学会学习，不仅对学生的专业学习和社会就业有益，而且为其今后的职业发展创造了条件。

6. 立体化教学支持, 满足多样化教学需求

根据不同课程的特点, 同步提供课本、mp3光盘、教学课件等。充分利用现代信息技术, 通过生动、形象、互动的形式激发学生的学习兴趣, 提高英语的综合应用能力。

编写队伍

总主编: 刘黛琳

教育部高等学校高职高专英语类专业教学指导委员会主任委员

副总主编: 丁国声 河北外国语职业学院院长

程晓堂 北京师范大学外文学院院长

参加《致用英语》系列教材编写的单位有北京外国语大学、北京师范大学、中央广播电视大学、山西大学工程学院、广东外语艺术职业学院、武汉职业技术学院、河北外国语职业学院、江西师范大学高职学院、山东商业职业技术学院、北京经济管理职业学院、郑州牧业高等专科学校、湖南第一师范专科学校等。

编写说明

一、编写宗旨

本教材遵循“实用为主，够用为度”的原则，以应用为目标，语言基础和语言应用并重，根据高职高专学生的实际情况编写而成。不求内容多，但求内容精，以提高学生实际应用英语的能力。

二、编写特点

针对性与丰富性：本教材按主题编写，兼顾听力技巧。系统的听力专门技能单项训练及综合训练有机结合。选材内容丰富，初始阶段以生活题材为主，随后主题与高职高专学生的专业紧密相连，难度逐渐提高，信息量逐渐加大，题材逐渐丰富。

真实性与实用性：语言具有真实性和实际应用性的特点。涉及的话题无论是对话还是短文，都与日常生活或职业场所相关，带有普遍性。内容实用，贴近现实生活，紧跟时代步伐。

原汁原味、生动有趣：注重语言点与学生兴趣以及职场专业相结合，注重音乐、诗歌等艺术在调节人的心情等方面的作用，营造轻松愉快的学习气氛。学生用书图文并茂，录音光盘突出音频的表现力，学习者可以在自然轻松的状态下进行语言听力训练。不同风格的口语体和正规体语言、职业场所专业术语等为高职高专学生提供了原汁原味、生动有趣的听力材料。

三、编写框架

本教材共四册，每册配有教师用书和相应的录音光盘。第一、二册为基础材料，着重生活场景，第三、四册的主题与高职高专学生生活、职场专业相关，如商务、旅游等。

本书为第二册，包括十六个单元，每单元由四个部分组成。

Part A Listening Skills 听力技能训练，旨在培养学生的听力技巧，突破听力障碍。

Part B Listening Practice 核心听力部分，包含三项听力任务：**Pre-Listening**、**Core Listening** 和 **Practical Listening**。其中 **Pre-Listening** 围绕单元主题，启发学生开口，为下一步听力练习热身；**Core Listening** 包含长、短对话、听写训练、语篇等综合训练内容；**Practical Listening** 为学生提供大量的原声材料。

Part C Fun Listening 趣味听力，材料丰富多样，作为放松学习之用。

Extensive Listening 为泛听，放在全书最后，为学生提供自主学习与课后练习材料。

本教材多个任务后面都附有 **Floating Box**，解释说明生词、语言点、句型、文化背景等。

本教材配有听力录音光盘，提供原汁原味的听力材料，目的是帮助学生纠正发音，通过反复听并模仿的训练，提高学生的听说能力。

教师用书和学生用书对开排版，方便教师备课，有利于学生自主学习。

本教材由广东外语艺术职业学院的教师编写。主编方健壮、副主编饶少群负责全书的策划、组织、定稿及修订工作，其他参编人员还包括钟蔚、李庚敏、蔡葩、林苑、朱丹、陈懿、谢秀娟、勒妍和温蕾。广东外语艺术职业学院全体外籍教师参与了教材的校稿工作。

由于编者水平有限，书中难免有缺点和疏漏，恳请专家和读者予以批评指正。

编者

2008年12月

Contents

<i>Unit 1</i>	Asking the Way.....	1
<i>Unit 2</i>	Weather Forecast	9
<i>Unit 3</i>	Shopping.....	17
<i>Unit 4</i>	Blame and Complaints.....	23
<i>Unit 5</i>	Disasters.....	29
<i>Unit 6</i>	Studies	37
<i>Unit 7</i>	Jobs	47
<i>Unit 8</i>	Holidays.....	57
<i>Unit 9</i>	Travelling.....	65
<i>Unit 10</i>	Transportation.....	73
<i>Unit 11</i>	Housing	81
<i>Unit 12</i>	Arts	89
<i>Unit 13</i>	Entertainment.....	97
<i>Unit 14</i>	Education.....	107
<i>Unit 15</i>	The Internet.....	117
<i>Unit 16</i>	Business.....	127
<i>Extensive Listening</i>		137

Contents

Unit 1

Asking the Way

Learning Objectives

In this unit, you shall

- learn how to ask the way and give directions;
- practise listening for specific information;
- distinguish directions on a map;
- recognise different signals and names involved in buildings.

A Listening Skills



Task 1

You will hear four dialogues. Listen carefully and fill in the blanks.

Dialogue 1

W: Excuse me, can you tell me where the nearest _____ is?

M: That's easy. _____ to the _____. You can't miss it.

W: Thank you.

M: _____.

Dialogue 2

W: Would you kindly tell me how to find the _____?

M: Walk _____ the blocks to the _____ and then _____.

W: _____.

M: _____.

Dialogue 3

M: Sorry to _____ you, madam. I'm looking for _____.

W: _____ to the Grand Hotel and then _____. That's the avenue you're looking for.

W: Thank you very much.

M: _____.


Dialogue 4

M: Pardon me. Please tell me how to _____ the nearest petrol station.

W: First _____ at the lights, drive up straight until you see a tall building. _____ is just beside it.

M: Thanks a lot.

W: _____.



A Listening Skills



Task 1



Script & Key

Dialogue 1

W: Excuse me, can you tell me where the nearest bus stop is?

M: That's easy. Turn to the left. You can't miss it.

W: Thank you.

M: You're welcome.

Dialogue 2

W: Would you kindly tell me how to find the underground station?

M: Walk across the blocks to the traffic lights and then go straight ahead.

W: Many thanks.

M: That's all right.

Dialogue 3

M: Sorry to bother you, madam. I'm looking for No.186, 5th Avenue.

W: Walk down to the Grand Hotel and then take the first turning on the right. That's the avenue you're looking for.

W: Thank you very much.

M: My pleasure.

Dialogue 4

M: Pardon me. Please tell me how to get to the nearest petrol station.

W: First turn right at the lights, drive up straight until you see a tall building. The petrol station is just beside it.

M: Thanks a lot.

W: It was nothing.

TEACHING TIP

在日常生活中，问路与指路是每个人都经常会遇到的事情。问路时要尊重对方，应先说Excuse me（打扰了/劳驾）或Sorry to trouble you（对不起，麻烦你了）等礼貌用语，对方会乐意给你指路。得到帮助后，应表示感谢。



Task 2

Listen to four statements and match the information you hear by drawing lines between the columns.

PLACE	TIME TAKING	TRANSPORTATION
Tianhe Stadium	15 minutes	bus
Baohua Hotel	2 minutes	bike
drug store	20 minutes	car
parking lot	5 minutes	walk



Vocabulary

T-junction *n.* 丁字路口



Task 3

Listen and choose the right statement you hear.

- A. There is a blend in the middle of the road.

B. There is a bend in the middle of the road.

C. There is a band in the middle of the road.
- A. Is that sheet over there clean?

B. Is that sheep over there clean?

C. Is that seat over there clean?
- A. I've just locked the car in the garage.

B. I've just knocked the car in the garage.

C. I've just stopped the car in the garage.

B

Listening Practice

Pre-Listening



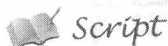
Listen to the description and complete the drawing. You can see Mr. Peanut sitting at a table now. It doesn't matter if you can't draw very well.

**Task 2***Script*

1. Walk about five minutes down New Bridge Road and turn left at the second turning. The nearest drug store is about fifty metres along on the right. You can't miss it.
2. Tianhe Stadium is a little far from here. You'd better catch a bus. Bus No. 89 will take you right there in twenty minutes. You can see the bus stop at the gate.
3. Cycle along Zhongshan Road and turn right at the second traffic lights. Then cross the bridge and go straight along New Bridge Road till the third crossing. You can see Baohua Hotel on the left. It's about fifteen minutes by bike.
4. Drive down this road, turn left at the T-junction and go along the street until you reach the post office at the second crossing. You will find a large parking lot on the right of the street in two minutes.

Key

PLACE	TIME TAKING	TRANSPORTATION
Tianhe Stadium	15 minutes	bus
Baohua Hotel	2 minutes	bike
drug store	20 minutes	car
parking lot	5 minutes	walk


**Task 3***Script*

1. There is a band in the middle of the road.
2. Is that sheet over there clean?
3. I've just locked the car in the garage.

Key 1. C 2. A 3. A

B**Listening Practice****Pre-Listening***Script*

Mrs. Peanut is sitting on a chair opposite Mr. Peanut. The door is behind Mr. Peanut's back. Mr. Peanut can see Mrs. Peanut but he can't see Charlie because Charlie's standing behind him.



Core Listening



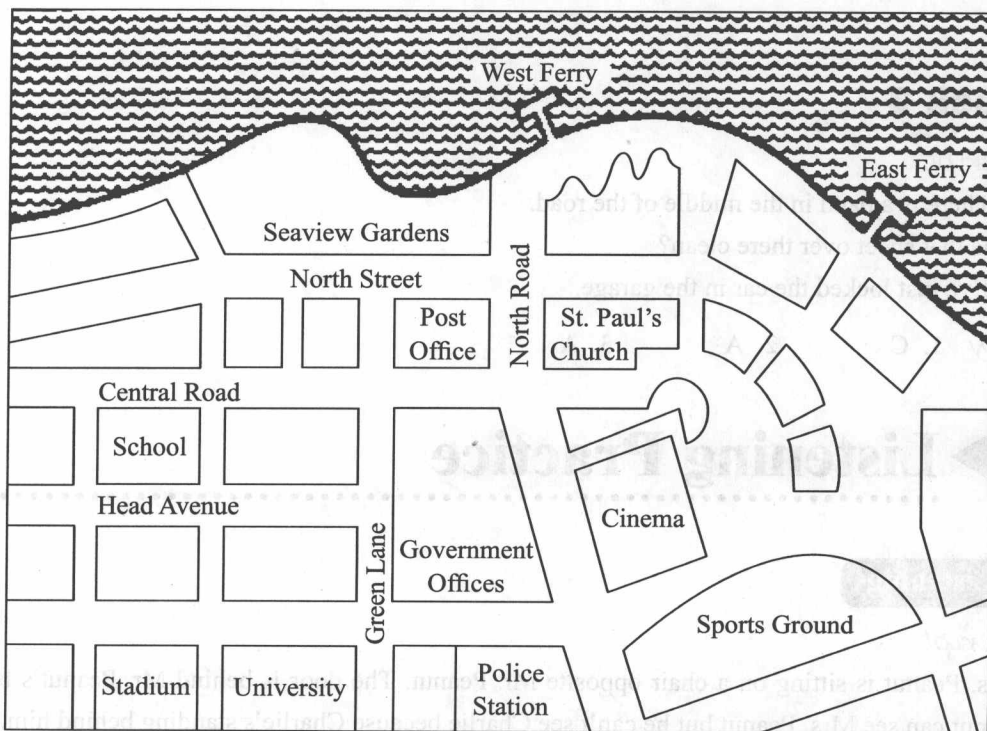
Task 1

Get ready a pen and a piece of paper. Listen to the instructions and follow them. See what you will get finally.



Task 2

Listen to the instructions and see where you arrive in the end.



Core Listening



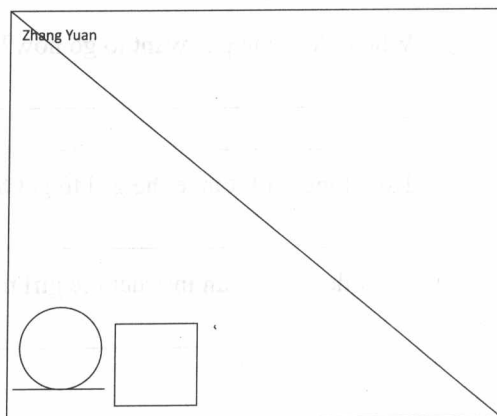
Task 1



Script

Write down your name in the top left-hand corner of your paper. Draw a short line on the bottom left-hand corner. Draw a small circle on the line and on the right of the line draw a square roughly the same size as the circle. Now take the top right-hand corner and the bottom left-hand corner and fold your paper so that the drawing appears on the outside.

Key for reference



Task 2



Script

Come out of school into Central Road and walk in the direction of Green Lane. Take the left turning before you reach the Green Lane. At the end of the street you turn right and continue until you come to the second turning. Cross this road and you will see it on your right.

Key St. Paul's Church



Task 3



Script

W: Excuse me, sir.

M: Yes?

W: Is this the right way to the Students' Dining Hall?

M: Oh, it's a bit complicated. Go along this road and walk across the playground. Then you'll see the Teaching Building on your left. Go on until you see the Students' Apartment on your right.

The Students' Dining Hall is right next to it.

W: How long can I get there on foot?

M: It will take you about ten minutes.

W: By the way, I want to go to the League Office after lunch. How could I get there, please?

M: Go down the road for about 30 metres and turn left, then you'll see the Teaching Building. Opposite the Teaching Building is the School Clinic Building. The League Office is in the building.

W: Is it far from the Students' Dining Hall?

M: Oh, no, it's just a few minutes' walk. After entering the School Clinic Building, you'll find it easily on the second floor. You can't miss it.

W: Thanks a lot.

M: You're welcome.



Task 3

Listen to a dialogue and answer the following questions.

1. Where does the girl want to go now?

2. How long will it take the girl to get to the place she wants after lunch?

3. How does the man instruct the girl to get to the School Clinic Building?



Vocabulary

- dinning hall 食堂
- students' apartment 学生公寓
- teaching building 教学楼
- clinic n. 医务室



Task 4

Listen to a passage and decide whether the following statements are true or false.

Write T (true) or F (false) in the brackets.

- () 1. Pat was touring alone.
- () 2. He was driving a truck when he saw an old man.
- () 3. Pat was trying to help the man find his home.
- () 4. The old man threatened Pat to drive him home and robbed him.
- () 5. The Sun Hotel was just three miles away from where Pat picked up the old man.

Practical Listening



Listen and complete the following table.

Situation	Tips to give directions
No street names	_____
The place is far away	_____
Go on foot	_____
Remember: Bad directions are _____ than no directions.	