

大赢家英语

WINNER ENGLISH

# LISTENING COMPREHENSION


## 小学听力王

壹可亿教育中心组编

主 编 杨 枫  
编 委 孔 淇 朱 玲 李亚娜  
林玉秀 赵明瑞 王艺殊  
史宝民 高 飞 李 佳



吉林出版集团有限责任公司 外语教育出版社  
Foreign Language Education Books, Jilin Publishing Group



# 前言

英语听力理解是指有目的地运用储存在大脑里的原有信息对于所听到的新信息进行选择、整理和加工的过程,相对于说、读、写等语言技能而言,听力是一个独立的语言处理体系,并且占有首要地位。

所以新《英语课程标准》强调从帮助学生拓宽听力途径;为学生提供适合的听力资源;重视听力过程性训练;认识和矫治学生听力方面的障碍等几方面训练和提升学生的英语听力理解水平。

《大赢家英语小学听力王》正是基于这种理念编就。

➤ **话题新颖、贴近生活** 其中不乏购物、party 等学生感兴趣的生活点滴,让学生在练听力的同时,了解异域文化,增强文化意识。

➤ **形式多样,梯度分明** 从单词辨析到句子理解,从对话到短文,层层递进,让学生不断进步,不断获取成就感。

➤ **语音纯正,语速自然** 使用口语词汇和真实材料,符合英语听力测试在信度和效度上的要求。

➤ **栏目丰富,内容实用** 第一部分撷取主题语言点和“小贴士”,如循循善诱的老师,贴心、细腻地总结和归纳主题词汇、表达法和语言使用特例和文化;第二部分撷取主题会话,供小学生模仿、训练口语;第三部分荟萃精彩纷呈的听力练习,供学生在听力的海洋中遨游。

此外,听力练习中摒弃了以往听力训练中的“绝对静”的环境氛围,在每一对话中适当使用了声效,制造出一种“真环境”,加大听的对应度,增加了听的感召力,让学生“更上一层楼”,以适应这样一种真实语境。

本书既是英语听力手册,又是英语口语书,同时又是英语听说笔记,可供学生自学和课堂使用。

壹可亿教育培训中心编委会

# Contents

---

**Unit 1** Greetings .....1



**Unit 2** Location .....8

**Unit 3** Family Members .....15



**Unit 4** Times & Date .....22

**Unit 5** At School .....31



**Unit 6** Numbers .....38

**Unit 7** Asking for Directions .....44




**Unit 8** Daily Activities .....52

**Unit 9** Food .....60




**Unit 10** Going Shopping .....68


**Unit 11** Descriptions of People .....74



---

 <b>Unit 12</b> Transportation .....	81
<b>Unit 13</b> Past Events .....	87
 <b>Unit 14</b> Weather .....	93
<b>Unit 15</b> Health and Sickness .....	100
 <b>Unit 16</b> Vacation .....	105
<b>Unit 17</b> On the Telephone .....	112
 <b>Unit 18</b> Festivals .....	119
<b>Unit 19</b> Everyday Problems .....	127
 <b>Unit 20</b> Shapes and Colors .....	135
听力原文及参考答案 .....	142





# Unit 1

## Greetings

### Part One

#### Warm Up



#### A

#### 常用问候语

good morning/afternoon/evening/day/night

注意: **good night** 用于睡前或是晚上要离开某种场合。

Hi/Hello!/Hi, there!

How are you doing?

What's up?

How's everything?

How are you?

How is it going?

What's new?

Long time no see.



### B 回答对方的问候语

心情好的时候

Great. 很好。

Pretty good. 还不错。

心情还可以的时候

Just fine, thanks. 我很好, 谢谢。

So-so. 还好。

心情不好的时候

Not so good. 不太好。

Terrific! 很棒!

Fantastic! 太棒了!

Not bad. 还好。

Terrible. 很糟。

### C 第一次见面时的常用问候语

问句

How do you do?

Nice to meet you.

It's great to meet you.

I'm glad to meet you.

答语

How do you do?

Nice to meet you, too.

### D 常用的再见用语

Good bye!

Catch you later.

Bye!

See you next time.

See you (soon).

Take care!

See you later.

### E 询问对方的姓名

What's your name?

What's his name?

What's her name?

My name is Matthew.

His name is Tim.

Her name is Nana.



### 小贴士

Mr. 用于对男性的称呼,后接姓氏。(如:Mr. Wang; Mr. Brown)

Mrs. 用于对已婚女性的称呼,后接姓氏。(如:Mrs. Lee)

Ms. 用于对未婚或已婚女性的称呼,后接姓氏。(如:Ms. Chang)

Miss 用于对未婚女性的称呼,后接姓氏。(如:Miss Chen)

\*以上称谓也可接全名(名+姓)。(如:Mr. Tom Jones; Mrs. Mary Lin)

## Part Two

### Model Dialogue



MARY: Judy, look at this.

JUDY: Wow, it's very beautiful.

JOHN: Excuse me. Are you Mary?

MARY: Yes. Are you John?

JOHN: Long time no see, Mary. How are you doing?

MARY: Fine. How about you?

JOHN: Just great!

MARY: John, this is Judy, and Judy, this is John.

JUDY: Nice to meet you.

JOHN: Nice to meet you, too.



# Part Three Practice

## I 选出所听到的字词。

- |                           |                       |                   |
|---------------------------|-----------------------|-------------------|
| 1. a. evening             | b. afternoon          | c. morning        |
| 2. a. good                | b. terrific           | c. great          |
| 3. a. Good bye.           | b. Good night.        | c. Good day.      |
| 4. a. What are you doing? | b. How are you?       | c. How do you do? |
| 5. a. I'm fine, thanks.   | b. How are you today? | c. How about you? |


## II 勾选出符合句意的图片。

1.

a.



b.



2.

a.



b.








3.

a.



b.



4.

a.




b.



5.

a.



b.





III 听句子, 将句子代号填入正确的图片。

1.



2.



3.



4.



5.



IV 选出最适当的答句。

\_\_\_\_\_

- 1. a. I'm fine, thank you.
- b. Nice to meet you, too.
- c. How do you do, Miss Chen?

\_\_\_\_\_

- 2. a. You look so good, Matthew.
- b. I'm Lisa. Nice to meet you, too.
- c. What's your name?

\_\_\_\_\_

- 3. a. I'm fine, thanks.
- b. It's good to see you, Lisa.
- c. Hi, I'm Mary.



- \_\_\_\_\_ 4. a. It's a great day.  
 b. Nice to meet you.  
 c. Not bad. How about you?
- \_\_\_\_\_ 5. a. Good bye, Miss Wang.  
 b. Good afternoon, Miss Wang.  
 c. Good morning, Miss Wang.
- \_\_\_\_\_ 6. a. Nice to meet you, Mr. Lee.  
 b. Fine, thank you. And you?  
 c. Nice to meet you, too.
- \_\_\_\_\_ 7. a. Fine, thank you.  
 b. His name is Tim.  
 c. My name is Lisa.
- \_\_\_\_\_ 8. a. Bye.  
 b. Thank you.  
 c. Good day.
- \_\_\_\_\_ 9. a. Great. And you?  
 b. How do you do?  
 c. Nice to meet you, too.
- \_\_\_\_\_ 10. a. We are fine, thanks.  
 b. Good morning, Ms. Lee.  
 c. See you next week.

**V** 听对话,并填入缺少的字词。

LISA: \_\_\_\_\_, Ms. Chen?

MS.CHEN: Hi, Lisa. I'm \_\_\_\_\_. How about you?

LISA: Terrific, thanks.

MS.CHEN: Is he a new student?

LISA: Yes, he is.

MS.CHEN: \_\_\_\_\_! I'm Mary Chen. What's your name?

TOM: Hi, Ms. Chen. My \_\_\_\_\_ is Tom.

MS.CHEN: \_\_\_\_\_ to meet you, Tom.

TOM: Nice to meet you, too, Ms. Chen.




Unit 2

Location

Part One

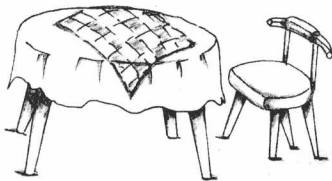
Warm Up



The pencil is on the book.



The apple is in the basket.



The chair is next to / beside the desk.



The dog is under the bench.



The girl is behind the tree.



The car is in front of the garden.



The park is in back of the house.



## 小贴士

in (表示地点、场所、部位)在……里;在……内

on 表示在……上面,有接触面

over 是正上方,是 under 的反义词

above 只表示在上方,但不一定是正上方, below 是它的反义词

in back of... = behind = at the back of...

## Part Two

### Model Dialogue



MARY: Look! There is a cat under the tree.

JUDY: Where is it?

MARY: It's over there. Under the tree.

JUDY: Wow, it is so cute! Hello, little fellow.

JOHN: Someone left it in a box.

MARY: Poor little thing!

(They continue to go shopping.)

WOMAN: Excuse me, where is the bus stop?

JOHN: It's in front of the post office.

WOMAN: Thank you very much.

JOHN: You're welcome.

MARY: Hey, there is a great shop behind the bakery.  
Let's go in.

JOHN & JUDY: Sure, let's go!





# Part Three Practice

1. 勾选出符合句意的图片。

1.

a.

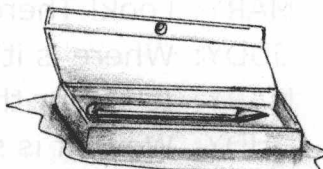
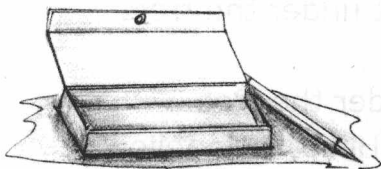
b.



2.

a.

b.



3.

a.


b.






4.

a.



b.




5.

a.



b.



II 勾选出符合句意的图片。

1.

a.



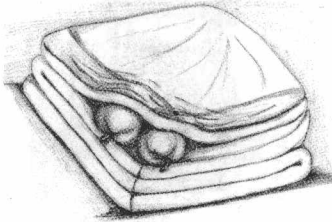
b.






2.

a.




b.




3.

a.




b.

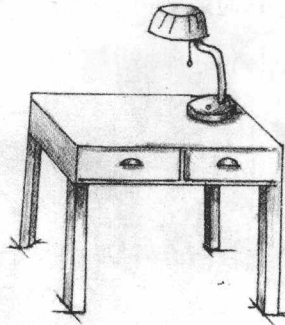


4.

a.



b.








5.

a.



b.



III 选出最适当的答句。

- \_\_\_\_\_ 1. a. He is reading.  
 b. He is in his room.  
 c. He is a student.
- \_\_\_\_\_ 2. a. It's in your book bag.  
 b. They are on your desk.  
 c. It's red.
- \_\_\_\_\_ 3. a. They are on the way to Korea.  
 b. They are very busy.  
 c. They are teachers.
- \_\_\_\_\_ 4. a. Yes, it is in the pencil box.  
 b. Yes, it is very cheap.  
 c. No, it isn't. It's in the pencil box.
- \_\_\_\_\_ 5. a. It's behind the school.  
 b. It's on the desk.  
 c. It's in the tree.
- \_\_\_\_\_ 6. a. On the bed.  
 b. In the bed.  
 c. In the bowl.
- \_\_\_\_\_ 7. a. They are in the park.  
 b. Over there!  
 c. Is it in your pocket?