



THE 1st NAME IN TEST PREP
PREPARATION FOR THE
TOEFL

最新托福考试指南

P.N.沙利文 G.Y.Q.钟

Score High on the English
Proficiency Test Required by U.S.
and Canadian Colleges

BWPC-S&S
英语考试指导系列

ARCO

图书总销量
超过五千万
册

世界图书出版公司

Simon & Schuster 国际出版公司

7
TH
EDITION

A R C O

Preparation for the

TOEFL*

Test of English as a Foreign Language

(7th Edition)

最新托福考试指南

[美] P. N. 沙利文

G. Y. Q. 钟

编著

Macmillan · USA

世界图书出版公司

北京 · 广州 · 上海 · 西安

Arco Preparation for the TOEFL 7th ed.

P.N.Sullivan & G.Y.Q.Zhong

Macmillan General Reference

A Simon & Schuster Macmillan Company

1633 Broadway

New York, NY 10019

Copyright © 1995 by Grace Yi Qiu Zhong and Patricia Noble Sullivan

ISBN 0-02-860563-2

This reprint jointly published by Beijing World Publishing Corporation/
Simon & Schuster Inc. 1996.

This edition authorized for sale in the Chinese mainland only.

All rights reserved.

最新托福考试指南 第7版

(英文版)

[美] P.N.沙利文

G.Y.Q.钟

编著

Simon & Schuster 国际出版公司

世界图书出版公司北京公司

北京朝阳门内大街 137 号

北京交通印务实业公司印刷

重印出版

1996 年 10 月第 1 版 开本: 850×1168 1/16

1996 年 10 月第 1 次印刷 印张: 28

印数: 0001-20,000 字数: 66 万字

ISBN: 7-5062-3006-2/H·197

著作权合同登记图字: 01-96-1034

定价: 58.00 元

本书由 Simon & Schuster (Asia) Pte Ltd 授权世界图书出版公司北京公司重印出版, 未经出版者书面许可, 本书任何部分不得以任何方式复制或抄袭。

本书封四贴有 Simon & Schuster 或 Prentice-Hall 防伪标签, 无标签者不得销售。

版权所有, 翻印必究。

BWPC-S&S 版前言

你想在托福考试中取得高分吗?无数个考生都在为之努力和奋斗,他们或者去参加各种各样的辅导班,或者独自刻苦地学习。然而,真正要想获得高分还需要备有必需的参考书。由美国托福教学辅导方面的权威人士 PATRICIA NOBLE SULLIVAN 和 GRACE YI QIU ZHONG 撰写的,并由美国 MACMILLAN 出版公司出版的《ARCO 托福考试指南》可以说是最权威和最实用的托福考试参考书之一。

为了能更有效地测试考生英语语言运用能力,主持编写托福考试试卷的“美国教育考试中心”(ETS)对托福考试试卷的内容和形式作了较大的改变。本书是在第 6 版的基础上根据 1995 年 7 月托福考试改题后的考试内容和形式再次修订而成的,因此它比第 6 版内容更新,练习题形式更类似于改题后的托福真题。

改题后的托福试卷中的听力部分有了较大的改动。1995 年 7 月份以前听力的第一部分 (Part A) 是听单个句子并回答问题,而改题后的第一部分则是听两个人的简短对话并回答问题;第二部分 (Part B) 的简短对话则变成了长对话;第三部分 (Part C) 则由对话变为一个人的讲话。另一明显的变化是 1995 年 7 月以后的托福考试试卷中删除了词汇部分,而对词汇部分的测试则在阅读理解部分中得以体现。诸如这些变化在本书中得到了充分的展示,而且模拟考题也是按照改题后的形式出现的。这就为考生提供了条件去充分准备托福考试,把未知的担心变为已知的信心。

本书不仅仅为考生介绍了托福考试的最新变化,而且它也是如何准备托福考试的大全,并帮助考生实现考托福得高分这一宿愿。本书的内容包括 4 部分,第一部分介绍托福 (TOEFL) 考试和托福写作 (TWE) 的概况及托福考试的技巧、语法和用法等考试要点;第二部分对这些技巧和要点进行了详细讲解,而且还提供了托福词汇表和介词短语表;第三部分是 6 套最新的托福考试模拟试题以及答案和解释。最后是模拟考试听力部分的全部文字材料。随书还配有模拟考试题中听力部分的录音磁带。

总之,本书尽可能详细地包括了参加托福考试时所遇到的问题和难点,有其鲜明的特点。

特点一:模拟试题都是在对很多最近的托福考卷进行系统和认真的研究后才编写出来的。编者仔细研究了以往托福试题的分类和出现的频率,并总结出每题的考点,这些考点在模拟考卷中都得到了体现,使之更具实用性和真实性。

特点二:本书给出的练习题也都是与真题有直接关联的,其目的是使考生随时都可以有的放矢。

特点三:本书在研究和讲解托福考卷的每一部分时,都系统地总结出考卷中每部分的考点和要点。其好处是考生便于总结和归纳,并寻找出规律性的要点,掌握考高分的关键。

特点四:近几年来,托福考试方法正经历着变化的阶段。“美国教育考试中心”(ETS)正在对已延用多年的托福考试内容和形式进行修改。有的部分作了较大的更改,有的部分会被删除。本书及时地反映了托福考卷中出现的最新变化,帮助考生尽快地适应改题后的托福考试试卷。

特点五:本书具有很高的权威性,已是第 7 次再版,销量高居所有托福考试参考书之首。

这本美国 MACMILLAN 出版公司出版的托福考试辅导书是广大考生准备参加托福考试的必备参考用书,它将会为广大考生打开成功之门。

世界图书出版公司北京公司

1996 年 7 月

序

为什么使用本书

本书可以帮助你托福考试中取得高分,原因有三个:

一、本书中模拟试题与真正的托福考题同步。模拟试题的编写是在分析最近的托福考题的基础上进行的。我们分析了考试中问题类型出现的频率,对每个问题所代表的要点进行了总结,并以此为基础编写出模拟试题。

二、模拟试题中的每个试题和要点都与托福真题相关,考生不会因为买和使用本书而浪费金钱和时间。

三、通过指出托福考试中的考点,本书将帮助你组织你的学习。这些考点是取得高分的关键。在准备托福考试中,集中学习这些要点会提高考试水平与技巧。

近几年,托福考试将会有很大的变化。负责组织托福考试的 ETS 为了增加托福考试的有效性,正在对托福试题进行着各种修改与变更。有些已经标准化多年的部分被去掉,其它部分也会有很大变化。这本托福参考书就反映了托福考试中的最新变化,特别是听力和阅读理解部分。因为在未来的数年内托福考试还会发生变化,对考生来说,特别重要的是要认真阅读最新的托福考试公告,并与本书加以比较。

如何从本书得到最大的收获

本书的主要部分是 6 套模拟试题。这些模拟试题帮助你准备托福考试,这也是为什么本书准备了 6 套模拟试题的原因。但是,训练考试技巧也是很重要的。在使用本书时,我们建议使用如下的方法:

1. 为了最有效地使用模拟试题中的听力理解部分,请使用配套的托福听力磁带。
2. 阅读本书的第一部分以便对 TOEFL 和 TWE 以及参加 TOEFL 和 TWE 的考试规则有个基本的了解。
3. 阅读第二部分的目的是学习试题的类型、考试的要点和考试技巧。
4. 按照时间要求完成模拟试题 1, 然后对答案。如果错误很多,请再重读第二部分,重点解决所出现的错误和难点。再做一遍模拟试题 1, 检查得分是否提高。对完答案后,阅读答案的解释,学习不会的考试要点。
5. 以同样方式做模拟试题 2、3、4、5、6。并对照第二部分中考试要点进行比较和检查,重点放在你觉得最困难的考试要点。

P r e f a c e t o t h e T e s t - T a k e r

Why Use This Book

This book can help you earn high scores on the TOEFL. Here are three important reasons why:

First, the practice tests in this book are very similar to those on the actual TOEFL. The practice tests were developed after a statistical analysis of questions in many recent TOEFL tests. We analyzed the frequency with which certain types of questions occurred on previous TOEFL tests and developed categories of testing points represented by each question. These testing points were then used to write practice questions that are very much like actual TOEFL questions.

Second, every practice question and every strategy relates directly to succeeding on the TOEFL. You won't waste your time or money using a book that has material that is not related to the TOEFL.

Third, this book will help you organize your study by pointing out the common testing points in each section of the TOEFL. These testing points show you what to study to score high on the TOEFL. When you focus on the testing points of the TOEFL questions as you study, you will increase your skills in answering similar questions on the actual TOEFL.

In the next few years there will be major changes in the TOEFL. The Educational Testing Service, which produces the TOEFL, is in the process of making changes that should increase the effectiveness of the test. Some sections that have been standard for many years will be removed. Other sections will change considerably. This TOEFL practice book reflects the most recent TOEFL changes, particularly in the Listening Comprehension and Reading Comprehension sections. Because of the continued revisions that will appear over the next several years, it is extremely important that you carefully read the most up-to-date TOEFL Bulletin of Information, comparing that information with what you read in this book.

How to Get the Most Out of This Book

The major part of this book consists of six practice tests. We know that practice tests help you prepare, and that is why this book gives you six of them. But it is also important for you to practice test-taking skills. We recommend the following approach to this book:

1. Use the Listening Comprehension audio cassette to get the full benefit of the Listening Comprehension practice tests.
2. Read Part One to get a general idea of the TOEFL and TWE and the general rules for taking these tests.
3. Read Part Two to learn about the types of questions, testing points, and test-taking strategies.
4. Take the complete Test 1, following the time limits exactly. First check your answers using the answer key only. If you missed a lot of questions, go back to Part Two and reread the testing points and strategies for the sections that were difficult for you. Then take the practice test again and check the answer key to see if you improved your score. After checking the answer key, read the explanatory answers to check again on the testing points of the questions you missed.
5. Take Practice Tests 2, 3, 4, 5, and 6 just as you took Test 1. Go back and forth between the practice tests and the sections in Part Two that give you information about testing points. Focus especially on the testing points in the areas that are most difficult for you.

A c k n o w l e d g m e n t s

There are several people who helped us in writing this book. Some helped by prewriting questions; others helped by taking the practice tests to test the questions. For their help in prewriting some of the test questions we would like to thank Gail Brenner, David Biggs, Karen Connor, Andrew Levandowski, and Xin Liu. Thanks also goes to Zhong Yu Ming for the many hours he spent on test questions and exercises.

For their help in pretesting the sample tests we would like to thank staff, instructors, and students at the English Language Institute at Golden Gate University in San Francisco, California: Director Karen F. McRobie; instructors Michael Smith, Tina Martin, and James J. Ives; and all the students who took the practice tests. An additional thanks goes to Gail Brenner from Santa Cruz Adult School, Santa Cruz, California, and her students for pretesting TOEFL and TWE tests. All of their comments and suggestions assisted us in producing the practice tests in this book. Any errors, however, remain ours alone.

作者简介

G. Y. Q. 钟: 1984 年从中国上海来美国, 1987 年毕业于加利福尼亚州立大学并获得体育心理学硕士。自 1989 年起一直从事托福教学。

P. N. 沙利文: 加利福尼亚州大学讲师。加州大学语言教育博士生。她曾经在加州、中国、阿富汗和越南教授英语和托福。

C o n t e n t s

Preface to the Test-Taker	v
Why Use This Book	v
How to Get the Most Out of This Book	v
Acknowledgments	vi
About the Authors	vi

PART ONE

The Test of English as a Foreign Language

A Bird's-Eye View of the TOEFL and the TWE	3
General Preparation for the TOEFL	7

PART TWO

Sample Questions and Test-Taking Strategies

What Are Testing Points?	11
Listening Comprehension Section	13
Sample Questions	13
Listening Strategies	15
Testing Points	19
Structure and Written Expression Section	31
Sample Questions	31
Structure and Written Expression Strategies	32
Testing Points	33
Prepositional Idioms	48
Reading Comprehension Section	53
Sample Questions	53
Reading Comprehension Strategies	54
Testing Points	55
TOEFL Word List	62
Test of Written English (TWE)	77
Sample Questions	77
TWE Strategies	78
TWE Testing Points	78

PART THREE

Six Practice TOEFL Tests

How to Score Your Practice Tests	85
Practice Test 1	89
Answer Key	111
Explanatory Answers	113
Practice Test 2	137
Answer Key	158
Explanatory Answers	160
Practice Test 3	183
Answer Key	204
Explanatory Answers	206
Practice Test 4	229
Answer Key	259
Explanatory Answers	261
Practice Test 5	291
Answer Key	311
Explanatory Answers	313
Practice Test 6	335
Answer Key	355
Explanatory Answers	357

PART FOUR

Tapescripts for Practice Tests

Practice Test 1	379
Practice Test 2	387
Practice Test 3	395
Practice Test 4	404
Practice Test 5	418
Practice Test 6	426

P

A

R

T

ONE

The Test of English as a Foreign Language

C O N T E N T S

A Bird's-Eye View of the TOEFL and the TWE	3
General Preparation for the TOEFL	7

A Bird's-Eye View of the TOEFL and the TWE

What Is the TOEFL?

The letters "TOEFL" stand for "Test of English as a Foreign Language." The purpose of the test is to evaluate the English proficiency of nonnative speakers of English who wish to study in colleges and universities. TOEFL scores are used by more than 2,300 institutions in the United States and Canada. For many of these institutions, you must send in your TOEFL score with your application.

The TOEFL has three sections: (1) Listening Comprehension, (2) Structure and Written Expression, and (3) Reading Comprehension. The Listening Comprehension section tests your ability to understand English as it is spoken in the United States and Canada. The Structure and Written Expression section tests your ability to recognize standard written English. The Reading Comprehension section tests your ability to understand reading passages on nontechnical subjects.

There is no single "passing score" for this test. The minimum score for admittance to an institution is set by that institution. Many universities require a score of 550 or higher for entrance, but some schools, especially if they have English language classes, may accept a person with a score below 500.

What Is the TWE?

The letters "TWE" stand for "Test of Written English." This is an essay test that is given on some scheduled TOEFL dates. If you take the TOEFL on a day that the TWE is given, you must take the test. It takes 30 minutes and is scored separately from the TOEFL score. The TOEFL and TWE scores are not combined. Even if your institution does not require the TWE, it is good practice for you, and you do not have to submit the scores to your institution.

When Are the Tests Given? How Do I Register?

The TOEFL is given almost every month on Fridays and Saturdays in many locations around the world. You can take it as many times as you wish. The applications are in a booklet called "Bulletin of Information for TOEFL and TSE." (The letters "TSE" stand for "Test of Spoken English," a test that is not described in this book.)

The Bulletin of Information is free, and it is available at many colleges, universities, and public libraries in the United States and Canada. If you cannot find one in your area, you may request one from the following agencies:

TOEFL/TSE Service
P.O. Box 6151
Princeton, New Jersey 08541-6151
USA
Telephone number 609-771-7760
Fax: 609-771-7765
Telex: 5106859596 ETSSCHO A PRIN

Or TOEFL/TSE
Trans-Canada Educational Evaluation Services
P.O. Box 162, Station S
Toronto, ON M5M 4L7
Canada
Telephone number 416-789-2331

How Is the TOEFL Changing?

The Test of English as a Foreign Language is in the process of being revised in order to make it a more valid indication of your English language ability. Because of the new changes, the format of practice tests in this book is different from the format of practice tests in previous TOEFL books, especially in the Listening Comprehension and Reading Comprehension sections. The differences in the types of questions reflect new changes to the TOEFL. Be sure to read the *Bulletin of Information* carefully before you take the TOEFL in order to understand the latest changes to the test. Though this practice book was accurate at the time of publication, changes to the exam may have occurred since then.

How Long Are the Tests?

There is more than one form of the TOEFL, and the forms have different lengths. On some testing days, extra questions are added to the TOEFL. These questions are being tested for use in future TOEFL exams. You will not know which questions are the "test" questions, and you do not need to know, for these questions are not counted in your TOEFL score. The longer form has more questions, but it has the same value as the more common shorter TOEFL form. It does not matter which form you take; all scores are equivalent. In order to help you prepare for either form of the test, Practice Test 4 in this book is written in the longer form.

If you decide that you would rather take the shorter form of the TOEFL, sign up for the TOEFL on a day when the TWE is given. You can be fairly certain that the shorter form will be given when the TWE is given.

Summary of Test Formats

NOTE: The TOEFL is in the process of being changed. Check the latest *Bulletin of Information* for TOEFL to see if the summary below is accurate for the test you will take.

Test Times

	<i>Standard (Short Form)</i>	<i>Long Form</i>
Filling out forms	30 minutes (approx.)	30 minutes (approx.)
TWE	30 minutes	
TOEFL		
Listening Comprehension	30 minutes (approx.)	50 minutes (approx.)
Structure and Written Expression	25 minutes	35 minutes
Reading Comprehension	55 minutes	75 minutes
Total for TOEFL	1 hour and 50 minutes	2 hours and 40 minutes
Total Time in Testing Center	2 hours and 50 minutes (approx.)	3 hours and 10 minutes (approx.)

Test Questions

	<i>Standard (Short Form)</i>	<i>Long Form</i>
Section 1: Listening Comprehension		
Part A: Short Conversations	20	30
Part B: Longer Conversations	15	25
Part C: Talks	15	25
Total	50	80
Section 2: Structure and Written Expression		
Sentence Completion	15	23
Error Identification	25	37
Total	40	60
Section 3: Reading Comprehension		
Reading Comprehension	60	90
Total	60	90
TOEFL Total Questions	150	230

General Preparation for the TOEFL

Learn the Rules of TOEFL and Apply Them to the Practice Tests


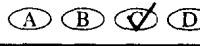

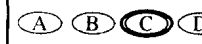


Taking the TOEFL is like playing a game. In order to play the game well, you need to know the rules of the game, and you must be able to apply the rules without spending a lot of time thinking about them. If you are very familiar with the rules, you will feel less anxious, and you will be better able to concentrate on the test itself.

Here are some of the key rules of TOEFL:

1. You can work on only one section at a time. During the time limit for one particular section, you may not turn back to the previous section or turn ahead to the next section.
2. You may not turn the page and read ahead while the Listening Comprehension directions are being read.
3. You must not make any marks in your test booklet or on your answer sheet (except for filling in the answer ovals).
4. There is no penalty for choosing the wrong answer. You should take advantage of this rule by answering every question, even if you have to guess.
5. Only one answer is allowed for each question. If you mark two answers for one question, you get no credit for that question.
6. There is no rest break during the test. If you have to leave to use the restroom or for any other reason, you may do so, but you lose valuable test time.
7. When the stop time is called, you must stop writing immediately and close your test booklet. If you do not stop writing, you risk getting no credit for the entire test and having to repeat the TOEFL at another time.

Mark Your Answer Sheet in the Correct Way

There is only one correct way to mark your answers on the answer sheet. Look at the examples below of the correct and incorrect ways of filling in the answer spaces.

CORRECT 	WRONG 	WRONG 
WRONG 	WRONG 	WRONG 

Each time you take a practice test, use the special answer sheet to record your answers, and practice filling in the ovals correctly. Then, you will feel comfortable with this way of marking answers, and you will do it automatically at the real test.

When you take the test, you need to go back and forth between your test booklet and your answer sheet. This is sometimes difficult to do. You do not want to lose time by having to search for your place in the answer book. And you certainly do not want to make an error by marking your answer in the wrong place. To avoid these mistakes and to save time, practice using both hands to mark your place. If you are right-handed, keep your left hand on the question in your test booklet and use your right hand to mark your place on the answer sheet. After you mark an answer, keep your pencil on that place without moving it until you are ready to mark your next answer. With one hand on the question and one hand on the answer sheet, you will be able to keep track of where you are at all times. If you practice this procedure while you take the practice tests in this book, it will seem comfortable to you when you take the real test.

Eliminate Incorrect Answer Choices

On the TOEFL there is no penalty for choosing an incorrect answer; therefore, you should answer every question, even if you have to guess. If you randomly guess one answer out of four choices, your chance of getting that answer correct is 25 percent. If you randomly guess one answer out of three choices, your chance of getting that answer correct is 33 percent. If you randomly guess one answer out of two choices, your chance of getting a correct answer is 50 percent. That means if you can eliminate two of the answer choices, you increase your chance of being correct from 25 percent to 50 percent.

Ways to Eliminate Answer Choices If You Do Not Know the Correct Answer

1. First, look at all the answer choices and eliminate those that “seem” wrong even if you do not know the reason they may be wrong.
2. Second, try to figure out the testing point and think of the strategies you have learned in this book. (You will read more about testing points in Part Two of this book.)
3. Third, and last, mark one letter (A, B, C, or D) for all the remaining unanswered questions. This is not a very good strategy, but if you know you cannot finish in the time you have left, it is better to fill in the ovals than leave them blank. You may gain a point or two by pure luck.

On the Day of the Test

1. Bring your admission ticket, your passport, and two sharpened #2 pencils.
2. Get to the testing center in plenty of time to find the room and show your entry ticket.
3. Sit down and take some deep breaths to relax.