


看图学英语

ENGLISH
THROUGH PICTURES

[美] I.A. 理查德斯等

上册



水利电力出版社

看图学英语

GF38 / 上册

[美] I. A. 里查德斯等
孟庆沫 金炎等译

水利电力出版社

内 容 提 要

本书选材精当，内容丰富，编排新颖，图文并茂，学习起来饶有趣味。读者可以利用本书看图识字，看图学话，看图解意，勿须费劲去死记硬背，便可学到许多东西。本书所涉及问题极为广泛，读者通过本书不仅可以学到一些语言方面的知识，而且还可同时获得许多有用的科技文化知识。

为了便于读者自学，我们特将书中的全部英文译成了中文，附在书后，以供读者参考。

本书可以作为讲授初级英语的教科书，也是一本青少年学生和英语自学者的好读物。

English through Pictures

J. A. Richards Christine M. Gibson

Washington Square Press, 1973

看 图 学 英 语

上 册

[美] J. A. 里查德斯等

孟庆沫 金炎等译

*

水利电力出版社出版

(北京三里河路6号)

新华书店北京发行所发行·各地新华书店经售

水利电力出版社印刷厂印刷

*

787×1092毫米 32开本 12印张 264千字

1982年4月第一版 1987年3月北京第二次印刷

印数105141—121030册 定价1.90元

书号 7143·6261

译 者 的 话

本书是美国华盛顿广场出版社（Washington Square Press）出版的一本学习英语的入门书。本书的一个明显特点是：选材精当，内容丰富。全书分上、下两册，每册中只有500多个常用的单词，但却表述了较为广泛的社会文化生活和科学技术方面的内容。这样，即使读者只掌握有限的单词，也可表达多方面的、比较复杂的思想，收到事半功倍的学习效果。

本书的另一个特点是：编排新颖，配有插图。大家知道，~~初学英语的人~~常常为记忆单词和语法规则所苦。本书针对这一情况，从最简单的单词开始，由浅入深，并配以大量生动活泼的插图。因此，比较容易引起学习兴趣，使读者在不知不觉中学到许多有用的词汇和语句。

本书可以作为初级英语教科书，也是自学英语的良好读物。原书自1945年9月出版后，曾在世界各国广泛发行，至1973年7月为止，先后共印了48次之多，足见其受欢迎之程度。

为了便于我国读者学习，我们将本书的全部原文译成了中文，附在每册的后面，以供读者学习时参考。

本书的英文阅读顺序一律按下图所示：

1	2
3	4

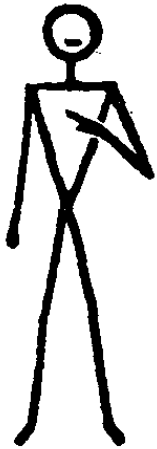
中文译文，亦按上图中的顺序分段排印，即每一方框的内容作为一段处理。

应当着重说明，本书系作为英语学习用书而出版的，为了保持原书的风貌，未加任何删节，但书中某些内容带有明显的唯心主义观点和对资本主义制度的美化，请读者学习时予以注意。


参加本书中文翻译工作的有：孟庆沫、金炎、袁耀海、李茂芳、张丙申。译文曾经李国庆、孙希光、柳熙图、冯志坚、梁百行和魏中明同志校阅。

1981年7月

I




YOU




I




YOU



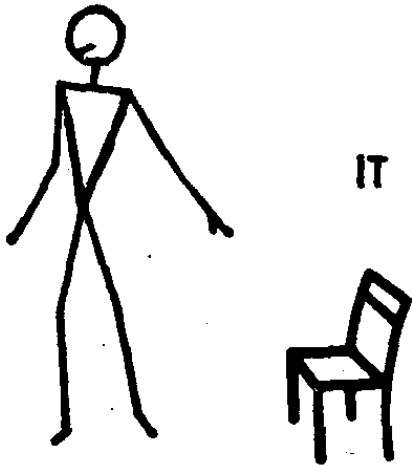
HE




SHE

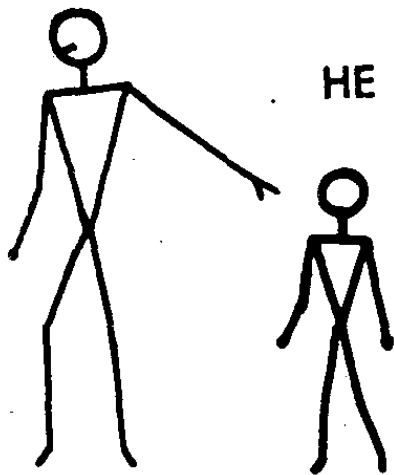


IT




THEY







HE



THEY




IT




THEY


I am here.




He is there.




She is here.



She is there.







It is here.



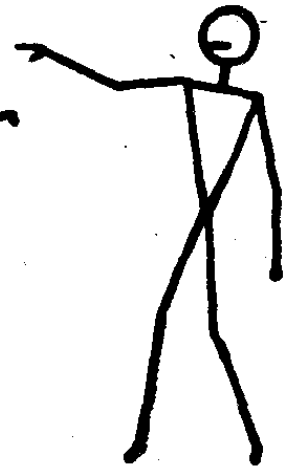
It is there.




They are here.




They are there.



You are there.



You are there.



You are here.



We are here.



It is there.



They are there.




We are here.




They are here.




This is a man.




This is a woman.




That is a man.




That is a woman.




This man is here.




That man is there.



This woman is here.



That woman is there.




This is a table.
This table is here.



It is here.

That is a table.
That table is there.

It is there.

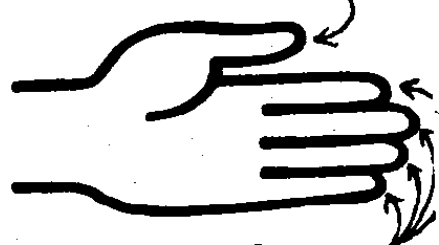


This is a hat.
It is a hat.



This is a hand.

This is the thumb.




These are the fingers.


This is my head.




This is my hat.




My hat is in my hand.
It is in my hand.

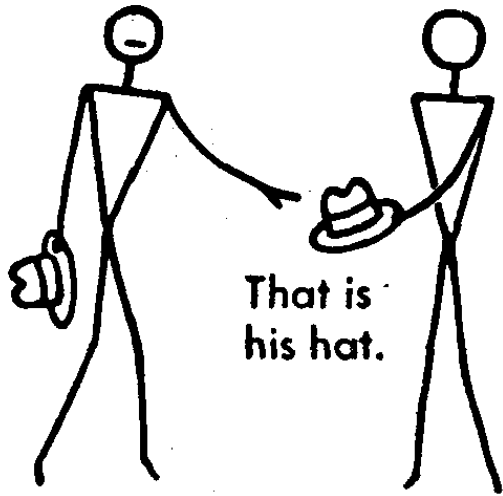


My hat is on my head.
It is on my head.






This is
my hat.



That is
his hat.

His hat is
on his head.



Her hat is
in her hand.

