



BASTIEN PIANO BASICS

巴斯蒂安钢琴教程

演奏

(三)

PERFORMANCE



BY JAMES BASTIEN

KJOS 美国 NEIL A. KJOS 音乐公司提供版权

SMPH 上海音乐出版社出版

亲爱的教师和家长们：

《巴斯蒂安钢琴教程》是特别为初学钢琴的学生，能够正确学习钢琴演奏基础而设计的一套有趣的、内容全面的钢琴教材。精心安排的学习顺序能够平衡学生各方面的学习进度。

《演奏》(三)是与同级的《基础》、《乐理》、《技巧》相互配合使用的，请参见目录。这些教程为学生掌握每一阶段的音乐基本概念提供了最完整的材料。

本教程采用了一些令人喜爱的原创作品、各国民歌和流行歌曲等。这些富有多重变化性且能提高学习兴趣的独奏曲，除提供练习使用外，亦可在比赛及演奏会时表演。

我们衷心祝福——这套教程能带给您有效、成功的钢琴学习效果。

Neil A. Kjos 音乐公司
简·斯密瑟·巴斯蒂安
詹姆斯·巴斯蒂安

美国 Neil A. Kjos 音乐公司郑重声明

Neil A. Kjos 音乐公司，注册于美国加利福尼亚州，主要业务机构位于加利福尼亚州圣地亚哥市日德兰博士路 4380 号(邮政编码 92117)。本公司拥有“巴斯蒂安钢琴教程”及相关音乐制品(包括图书、声音、视觉和其他一切形式的复制行为)的版权，并在美国国会图书馆注册，版权号 PA261-802。

2005 年 10 月，本公司已将“巴斯蒂安钢琴教程”及相关音乐制品在中国的出版、销售权授予上海音乐出版社，上海音乐出版社是唯一被允许在中国大陆出版、销售上述制品简体中文翻译版的出版社。未经本公司同意，任何公司和个人复制或销售上述制品均属侵权行为。Neil A. Kjos 音乐公司和上海音乐出版社将保留对侵权行为人的法律诉讼权。

美国 Neil A. Kjos 音乐公司总裁
Mark Kjos

To Whom It May Concern,

The Neil A. Kjos Music Company, a California state corporation, with its principal place of business at 4380 Jutland Dr., San Diego, California, 92117 U.S.A., is a legally registered Music Company in the United States. We own the copyrights for the **Bastien Piano Basics** Method Books and any derived music products (such as audio and visual music products). Our registered copyright number at the Library of Congress is PA261-802. In October 2005, we licensed the **Bastien Piano Basics** to the Shanghai Music Publishing House, which is the sole company in Mainland China authorized to sell the Chinese translation using simplified characters. Any other such editions are sold without our permission, and are regarded as an act of tort. The Shanghai Music Publishing House and we have the right to take judicial lawsuits and proceedings on any acts of tort.

Mark Kjos
President,
The Neil A. Kjos Music Company

BASTIEN PIANO BASICS

巴斯蒂安钢琴教程

世界名版

创新理念

图文并茂

学得开心

■ 《巴斯蒂安钢琴教程》是根据儿童生理、心理特征编写的一套最易学习、最具趣味性，并附有引导性详解的钢琴基础教程。它倡导快乐学习的理念，能够让学生快速、轻松地掌握弹奏、伴奏、弹唱的技巧，增加学习自信心，引发学习动机，满足成就感。因此，已被译成多国文字版本，成为世界各国儿童普遍欢迎的钢琴教材。

■ 全套教程分为5个级别，每一级别由“基础”、“乐理”、“技巧”和“表演”4个分册组成。各册内容都附有与其他分册相关联的对照和使用提示，便于系统、完整、全方位地同步学习和教学。



- | | |
|----------|----------|
| 巴斯蒂安钢琴教程 | 巴斯蒂安钢琴教程 |
| ■ 基础 (一) | ■ 基础 (四) |
| ■ 乐理 (一) | ■ 乐理 (四) |
| ■ 技巧 (一) | ■ 技巧 (四) |
| ■ 演奏 (一) | ■ 演奏 (四) |

- | | |
|----------|----------|
| 巴斯蒂安钢琴教程 | 巴斯蒂安钢琴教程 |
| ■ 基础 (二) | ■ 基础 (五) |
| ■ 乐理 (二) | ■ 乐理 (五) |
| ■ 技巧 (二) | ■ 技巧 (五) |
| ■ 演奏 (二) | ■ 演奏 (五) |

- | |
|----------|
| 巴斯蒂安钢琴教程 |
| ■ 基础 (三) |
| ■ 乐理 (三) |
| ■ 技巧 (三) |
| ■ 演奏 (三) |

基础 PIANO

● 《基础》是《巴斯蒂安钢琴教程》的核心课本，集中了重点内容，以使学习者循序渐进、稳步提高。所选乐曲包括各国古典及现代名曲、民谣。丰富有趣的彩色插图能激发学生的学习兴趣，提高学习效果。

技巧 TECHNIC

● 《技巧》包括许多有趣而又具有效果的练习，帮助提高手指弹奏的协调能力与灵活性，可作为弹奏乐曲之前的预备练习。

乐理 THEORY

● 《乐理》是与《基础》相辅相成的配套教程，将浅显易懂的乐理知识融入简短的小乐曲中，寓教于乐，便于学生更加深入地理解和表现音乐。

演奏 PERFORMANCE

● 《演奏》中所选曲目旋律优美、生动，有许多人们熟悉和喜爱的各国民谣、流行及改编乐曲，适合音乐会及比赛使用，以提高表达音乐的能力，满足学习的成就感。

巴斯蒂安钢琴教程

BASTIEN PIANO BASICS


PERFORMANCE

演奏(三)

目 录 Contents

		本书 This Book	乐理 Theory	技巧 Technic
✓ * 西部马术竞技	Old West Rodeo	2	4	2
音阶练习	Fish Scales	4	7	4
春天	Springtime	6	10	6
电子游戏	Electronic Game	7	12	7
绕山行	Comin' Round the Mountain	8	14	8
火箭布吉	Rocket Boogie	10	16	10
金门大桥	The Golden Gate Bridge	12	22	14
滑水游戏	The Water Slide	14	26	16
这个老朋友	This Old Man	16	28	17
老虎比赛	Tiger Chase	18	30	18
快乐的好伙伴	For He's a Jolly Good Fellow	19	33	17
苍蝇和大黄蜂	The Fly and the Bumblebee	20	34	20
银喇叭	Silver Bugles	22	40	24
国王的大臣	The King's Court	23	41	
驯鹿摇滚	Reindeer Rock	24	42	25
弗拉门科舞蹈家	Flamenco Dancer	26	44	26
月球上的生命	Moon Creatures	28	46	27
方块舞曲	Square Dance Tune	30	48	28
摇滚乐队	Rock Band	32	52	30

* 为提高学生学习的成就感,每通过一课,教师或学生可以在标题前的横线上画“✓”。



西部马术竞技

Old West Rodeo

Allegro 快板



同步学习《基础》(三)第4~6页。

试读结束：需要全本请在线购买：www.ertongbook.com



音阶练习

Fish Scales

Moderato 中板

1 1 4

mf

5 3 2



2 1

First system of musical notation. The treble clef staff contains a melodic line with a slur over the first two measures, marked with a blue *f*. The bass clef staff contains a bass line with a slur over the first two measures, marked with a blue *f*. Fingering numbers 1, 3, 4, and 5 are indicated above and below notes.

Second system of musical notation. The treble clef staff contains a melodic line with a slur over the first two measures, marked with a blue *p*. The bass clef staff contains a bass line with a slur over the first two measures, marked with a blue *p*. Fingering numbers 4 and 5 are indicated above and below notes.

Third system of musical notation. The treble clef staff contains a melodic line with a slur over the first two measures, marked with a blue *mf*. The bass clef staff contains a bass line with a slur over the first two measures, marked with a blue *mf*. Fingering numbers 1, 4, 5, 3, and 2 are indicated above and below notes.

Fourth system of musical notation. The treble clef staff contains a melodic line with a slur over the first two measures, marked with a blue *cresc.*. The bass clef staff contains a bass line with a slur over the first two measures, marked with a blue *f*. Fingering numbers 1, 2, 3, and 4 are indicated above and below notes. A blue *Sva* marking is present at the end of the system.



春天

Springtime

Allegretto 小快板

mf

mp



rit. *p*



电子游戏

Electronic Game

Allegro 快板





绕山行

Comin' Round the Mountain

With spirit 有精神地

2

mf *f*

3 2 1 1

同步学习《基础》(三)第 14~15 页。


试读结束：需要全本请在线购买：www.ertongbook.com

Musical notation for the first system, featuring a treble and bass clef with a key signature of one sharp (F#). The treble staff contains a melodic line with a slur over the first two measures and a fermata over the third measure. The bass staff contains a supporting line with a slur over the first two measures and a fermata over the third measure. Fingerings are indicated: '5' in the treble and '2' in the bass.

Musical notation for the second system, continuing the piece. The treble staff has a slur over the first two measures and a fermata over the third measure. The bass staff has a slur over the first two measures and a fermata over the third measure. Fingerings are indicated: '1' and '4' in the treble, and '1' and '5' in the bass.

Musical notation for the third system, featuring a first ending bracket. The treble staff has a slur over the first two measures and a fermata over the third measure. The bass staff has a slur over the first two measures and a fermata over the third measure. Fingerings are indicated: '3' and '1' in the treble, and '1' and '5' in the bass. A dynamic marking 'mf' is present in the treble staff.

Musical notation for the fourth system, featuring a second ending bracket. The treble staff has a slur over the first two measures and a fermata over the third measure. The bass staff has a slur over the first two measures and a fermata over the third measure. Fingerings are indicated: '1' and '2' in the bass. Dynamic markings 'f' and 'rit.' are present in the treble staff.



火箭布吉

Rocket Boogie

Fast boogie beat 快速的布吉节奏

First system of musical notation for "Rocket Boogie". It consists of a treble clef staff and a bass clef staff, both in 4/4 time. The treble staff contains a melody with notes G4, A4, B4, C5, and D5. The bass staff contains a simple accompaniment with notes G2, B2, and D3. The first measure is marked with a dynamic of *mf* and a fingering of 1 2 5. The second measure has a fingering of 2. The third measure has a fingering of 1. The fourth measure has a fingering of 2.

Second system of musical notation. The treble staff continues the melody with notes G4, A4, B4, C5, and D5. The bass staff continues the accompaniment. The first measure has a fingering of 2. The second measure has a fingering of 1. The third measure has a dynamic of *f* and a fingering of 1. The fourth measure has a fingering of 2.

Third system of musical notation. The treble staff continues the melody with notes G4, A4, B4, C5, and D5. The bass staff continues the accompaniment. The first measure is marked with a dynamic of *mf* and a fingering of 1 2 5. The second measure has a fingering of 2. The third measure has a fingering of 1. The fourth measure has a fingering of 2.

Fine

The first system of music consists of two staves. The treble staff begins with a quarter rest, followed by a quarter note with a sharp sign and a finger number '2' above it. This is followed by two eighth notes. The bass staff starts with a quarter rest, then a quarter note with a sharp sign, and a quarter rest. A dynamic marking 'cresc.' is placed above the first measure. In the second measure, there is a dynamic marking 'f' above the treble staff. The system concludes with a double bar line and a 'Fine' marking.


The second system continues with two staves. The treble staff has a quarter rest in the first measure, followed by a quarter note with a sharp sign and a finger number '2' above it, then two eighth notes. The bass staff starts with a quarter note, followed by two eighth notes, and a quarter rest. A dynamic marking 'mf' is placed above the first measure. The system ends with a double bar line.

The third system consists of two staves. The treble staff has a quarter rest in the first measure, followed by a quarter note with a sharp sign and a finger number '2' above it, then two eighth notes. The bass staff starts with a quarter note, followed by two eighth notes, and a quarter rest. Fingerings '5 2 1' are indicated below the first measure of the bass staff. The system ends with a double bar line.

The fourth system consists of two staves. The treble staff has a quarter rest in the first measure, followed by a quarter note with a sharp sign and a finger number '2' above it, then two eighth notes. The bass staff starts with a quarter note, followed by two eighth notes, and a quarter rest. Fingerings '5 2' are indicated below the first measure of the bass staff. The system ends with a double bar line.

The fifth system consists of two staves. The treble staff begins with a quarter note with a finger number '5' above it, followed by two eighth notes. The bass staff starts with a quarter note with a finger number '1' below it, followed by two eighth notes. A dynamic marking 'f' is placed above the first measure. The system ends with a double bar line.

D. C. al Fine



金门大桥

The Golden Gate Bridge

Moderato 中板

mf 从 窗 户 望 出 去 看 到 什 么? 是
Look out the win - dow and what do I see? The

5 1 1

1 3 5 1 2 5

2 2
金 门 大 桥, 清 清 楚 楚。 你
Gold - en Gate Bridge, plain as can be. I'm

4

1 1
知 道 我 住 在 那 旧 金 山 呀, 著
in San Fran - cis - co I'm sure you can tell, The

Fine

2 1

名的金 门大桥 你知道 它。
Gold - en Gate bridge you must know ver - y well.

1 2 5

mp

5 3 1

mf *mp*

5 4 1

1

5

D. C. al Fine

5 2

1 4



滑水游戏

The Water Slide

With spirit 有精神地

mf rit.

同步学习《基础》(三)第 26~27 页。

试读结束：需要全本请在线购买：www.ertongbook.com