




普通高等教育“十五”国家级规划教材

COLLEGE ENGLISH

NEW IDEA ORAL ENGLISH FOR
COLLEGE STUDENTS

张在新 穆 杨 主编



上海外语教育出版社

SHANGHAI FOREIGN LANGUAGE EDUCATION PRESS

新思路

大学英语口语

上册

普通高等教育“十五”国家级规划教材

COLLEGE ENGLISH

NEW IDEA ORAL ENGLISH FOR
COLLEGE STUDENTS

张在新 穆 杨 主编



外教社

上海外语教育出版社

SHANGHAI FOREIGN LANGUAGE EDUCATION PRESS



新思路

大学 英语口语

上册

图书在版编目(CIP)数据

新思路大学英语口语. 上册/张在新, 穆杨主编. —上

海: 上海外语教育出版社, 2005

ISBN 7-81095-740-6

I. 新… II. ①张…②穆… III. 英语—口语—高等学校—教材 IV. H319.9

中国版本图书馆 CIP 数据核字(2005)第 064663 号

出版发行: 上海外语教育出版社

(上海外国语大学内) 邮编: 200083

电 话: 021-65425300 (总机)

电子邮箱: bookinfo@sflep.com.cn

网 址: <http://www.sflep.com.cn> <http://www.sflep.com>

责任编辑: 陶 怡

印 刷: 上海新华印刷有限公司

经 销: 新华书店上海发行所

开 本: 787×965 1/16 印张 9.5 字数 155 千字

版 次: 2005 年 8 月第 1 版 2005 年 8 月第 1 次印刷

印 数: 8 000 册

书 号: ISBN 7-81095-740-6 / H · 285

定 价: 13.50 元

本版图书如有印装质量问题, 可向本社调换

致教师与学习者

教材简介

《新思路大学英语口语》教材是由教育部批准立项的普通高等教育“十五”国家级规划教材,共分上下两册,均由故事与漫画(Stories and Cartoons)和练习(Interactions)两大部分组成,并配有全部故事和漫画内容的录音及录音稿和练习参考答案(开放型练习除外),还附有《大学英语课程教学要求》推荐的学生英语(口语)能力自评/互评表和国际权威教材的口语测试标准,供教学评估参考使用。

根据最新试行的《大学英语课程教学要求》的精神,“大学英语的教学目标是培养学生英语综合应用能力,特别是听说能力,使他们在今后工作和社会交往中能用英语有效地进行口头和书面的信息交流”,其中口头信息交流被提到了突出重要的位置上。《新思路大学英语口语》教材是根据新要求专为大学英语口语教学前两个层次而编写的:上册适合于一般要求,为达到或未达到《高中英语课程标准》七级的大学新生而设置的;下册适合于较高要求,可作为学有余力,基础较好,达到《高中英语课程标准》八级的大学新生的学习目标。

在教材中出现的所有生词或词组(最新的《大学英语积极词表》、《大学英语词组表》及《大学英语参考词表》所要求掌握的词汇之外的词都以生词对待)都加有英文注释,以帮助学习者理解词义。同时在上下册教材的结尾处均附有以中文注释的生词表。《大学英语参考词表》中带有星号和三角号的要求较高的词只在上册中加以注释,在下册中不予注释。

教材特点

《新思路大学英语口语》教材的编写思路主要强调一个“新”字,其特点体现在以下四个方面:

1. 借鉴国际交际英语口语教学的先进经验和练习题型,采用以学生为中心、教师为交际协调者的教学模式,注重学习者之间的真实语言交际活动。教材将口语训练融会到语言交际活动中去,在学习者之间创造出真实的语境,帮助他们提高自己的口头表达能力。

2. 为了在课堂中创造真实的交际语境,教材淡化了课文提供完整信息的作用。

本教材将课堂活动的主要内容分成两大部分,由两人小组成员各自掌握部分信息,形成课堂活动的“information gap”(“信息空缺”),供两人小组交流、填补。这些“信息空缺”填补活动主要包括:(1)转述故事和漫画内容,(2)日常生活会话,(3)猜谜游戏和话题讨论等语言交际活动。

3. 教材专为大学英语口语大班教学模式而设计,特别适合于大课堂和网络课堂的教学使用。由于淡化以教师为中心面向学生的语言辐射,而强调学生与学生之间的两人双向交流,《新思路大学英语口语》教材可以同时增强教学效果和提高学生实际交际的单位时间效率。即在尽可能保证课堂教学质量的前提下,全班的总人数对每位学生口头练习的单位时间的冲击被降到了最低点。


4. 语言素材主要选自当今英美口语教材和通俗读物,具有很强的时代气息和地道、生动、活泼的当代英语口语的特点。

使用方法

《新思路大学英语口语》教材可供一学年使用。上册(Book One)供上学期使用(17周,每周2小时,共34学时);下册(Book Two)供下学期使用(17周,每周2小时,共34学时)。每周课程的大致进度为一个活动(包括一个故事和一组漫画)加上两至三个练习。故事和漫画与练习两部分活动,按先后顺序进行,可以不按同一话题组合,也可根据具体教学情况作适当调整。

例如,在进行故事和漫画转述课堂活动时,同学们先自由组合成AB两人小组,然后教师将全班的AB组同学按两大组分别安排在教室的前后两处,A组听故事,B组看漫画(见下图)。

AB大组活动



两大组准备好各自的交流信息后,在每个两人小组之间形成了 information gap 的交际语境。然后所有同学回到自己原来组合的两人小组。同学 A 将故事内容转述给同学 B,而同学 B 也将漫画内容转述给同学 A(见下图)。

AB 小组活动

讲 台						
AB	AB	AB	AB	AB	AB	AB
AB	AB	AB	AB	AB	AB	AB
AB	AB	AB	AB	AB	AB	AB
AB	AB	AB	AB	AB	AB	AB
AB	AB	AB	AB	AB	AB	AB
AB	AB	AB	AB	AB	AB	AB

故事和漫画转述的具体做法可参考以下 7 个步骤:

A 组: 故事(学生 A 使用)

1. A 组学生集中听教师讲解故事的关键词句
2. 听磁带录音(或听教师讲故事)
3. 回到两人小组为学生 B 解释故事关键词句
4. 给学生 B 讲故事
5. 听学生 B 复述故事的内容(及时为学生 B 提供帮助)
6. 教师在全班抽查学生的语言质量(角色扮演或由学生轮流重组故事内容)
7. 学生听磁带录音,进行模仿练习

B 组: 漫画(学生 B 使用)

1. B 组学生分小组(两三人一组)学习漫画的提示词句
2. 使用提示词句叙述漫画内容
3. 回到两人小组为学生 A 解释漫画的提示词句中的生词
4. 给学生 A 叙述漫画内容
5. 听学生 A 复述漫画内容(及时为学生 A 提供帮助)
6. 教师在全班抽查学生的语言质量(角色扮演或由学生轮流重组漫画内容)
7. 学生听磁带录音,进行模仿练习

进行完第一部分的故事与漫画后,根据第二部分的练习要求,进行小组会话交流,最后由教师抽查学生的掌握情况。

教师可以根据故事和漫画的内容和情景,适当增加角色扮演活动(见带有*号的故事和漫画)。作为较高要求使用下册时,教师还可以根据学生的掌握程度从课文中引出话题,供学生分组讨论,各组选出代表最后向全班汇报。

由于教材配有全部故事和漫画内容的英美专家的录音及录音稿和练习参考答案(开放型练习除外),因此既适合于课堂教学,也可用于学生课外两人小组自学。目前尚无条件开设口语课的学校,可以把本教材当作课外口语活动教材。

编者:张在新 穆 杨
2005年5月于北外英语系



Table of Contents

PART I STORIES AND CARTOONS

<i>Unit 1 Services</i>	3	Afraid of the Dark*	17
<i>Activity 1</i>	3	Weather Forecast	18
Business Hours*	3	<i>Unit 5 People</i>	20
Car Theft	4	<i>Activity 7</i>	20
<i>Activity 2</i>	5	Dead Horse*	20
Bills	5	Speeding	21
The Dancing Chicken	6	<i>Activity 8</i>	23
<i>Unit 2 Health</i>	8	A Biologist and His Assistant	23
<i>Activity 3</i>	8	New Motorcycle	24
Write It Down*	8	<i>Unit 6 Free-Time Activities</i>	26
Speed Limit	9	<i>Activity 9</i>	26
<i>Activity 4</i>	10	Skydiving*	26
Don't Touch Me	10	At a Swimming Pool	27
I Hurt All Over*	11	<i>Activity 10</i>	29
<i>Unit 3 Food and Drink</i>	14	Basketball in Heaven*	29
<i>Activity 5</i>	14	Fun on Saturday	30
Small Hamburgers*	14	<i>Unit 7 Education</i>	33
Dinner Party	15	<i>Activity 11</i>	33
<i>Unit 4 Weather</i>	17	The Impossible Examination	33
<i>Activity 6</i>	17	Nuisance in the School Library (1)	34
		34

Activity 12	35
A Math Problem*	35
Nuisance in the School Library (2)	36
Unit 8 Home and Family	38
Activity 13	38
Trained Parrot	38
The Silent Treatment	39
Unit 9 Social Relations	41
Activity 14	41
A Nice Woman	41

Two Sandwiches	42
Unit 10 Travel	45
Activity 15	45
Waiting for a Bus*	45
Street Accident	46
Activity 16	47
Railroad Accident	48
Crossing a River*	49
Activity 17	50
A Holiday Trip for Free	50
Red Lights*	51

PART II INTERACTIONS

Unit 1 Daily Life	57
Unit 2 Weather	60
Unit 3 Food and Drink	62
Unit 4 Free-Time Activities	65
Unit 5 Health	68
Unit 6 Services	73
Unit 7 Travel	78

Unit 8 Home and Family	84
Unit 9 Social Relations	86
Unit 10 Jobs and Occupations	91
Unit 11 People	96
Unit 12 Education	100

Self/Peer Evaluation (Level 1)	103
Oral Assessment Guidelines	104
Tapescript	106

Answer Key	121
Vocabulary	141



PART I

Stories and Cartoons

Class Activities for Each Story

1. Pre-task Activity
Study the key expressions.
Listen to the story on the tape or from the teacher.
2. Task Activity
Explain new words, if any, to your partner.
Tell the story to your partner; be prepared to answer any questions. Avoid reading the key expressions as much as you can.
3. Post-task Activity
Listen to the tape again for pronunciation and intonation. Check the tapescript if necessary.

Class Activities for Each Picture Story

1. Pre-task Activity
Try to figure out the picture story without the help of the useful expressions.
Study the useful expressions.
2. Task Activity
Explain new words, if any, to your partner.
Tell the picture story to your partner; be prepared to answer any questions. Avoid reading the useful expressions as much as you can.
3. Post-task Activity
Listen to the tape for pronunciation and intonation. Check the tapescript if necessary.

Unit 1

Services



ACTIVITY 1

STUDENT A: *Listen to the Story*

*Business Hours**




KEY EXPRESSIONS

- the clerk at the front desk of a hotel
- a drunken guy asking what time the bar opens
- another call from the same guy
- sounding even drunker
- same time as before
- can have room service send something up to you

*** ROLE-PLAY**

STUDENT B: *Talk about the Cartoons*

Car Theft



USEFUL EXPRESSIONS

- drove her brand new Ford
- the convenience store near her apartment
- parked it outside and went in to see Sam
- her favorite salesman
- walked into the store
- happily greeted her
- to look around alone today before she needed his help
- obliged her and let her do her thing
- came running up to her, yelling

VOCABULARY

Ford

convenience store

a car made by the American automobile manufacturer Ford
a small store that is open long hours and sells a variety of goods especially food and drink, cleaning materials, and newspapers and magazines



ACTIVITY 2

STUDENT A: *Listen to the Story*

Bills



KEY EXPRESSIONS

- chatting at a party
- often interrupted by people describing their illnesses



- asking the doctor for free medical advice
- stop people from asking you for legal advice
- when you're out of the office
- give them what they want
- send them a bill
- agreed to give it a try
- still feeling slightly guilty
- prepared the bills
- asked the secretary at the front desk to send them
- gave him a bill she had just received from the lawyer

STUDENT B: *Talk about the Cartoons*

The Dancing Chicken



Next Day



USEFUL EXPRESSIONS

- a circus owner walked into a pet store
- saw everyone crowding around a table
- watching a little show
- an upside-down pot
- a chicken tap dancing on it
- was so impressed that he offered to buy the chicken
- after some bargaining
- settled for \$1,000 for the chicken and the pot
- ran back to the store in anger
- put him on the pot before a whole audience
- didn't dance a single step

VOCABULARY

circus	a group of people, and usually animals, who travel from place to place and entertain people by performing skillful or funny movements and tricks
tap dance	to dance in such a way as to move your feet very quickly and make sounds with the special shoes you wear
rip-off	an act of charging too much

Unit 2

Health



ACTIVITY 3

STUDENT A: *Listen to the Story*

*Write It Down**

KEY EXPRESSIONS

- having problems remembering things
- start writing things down
- making notes to help each other remember things
- got up from his chair
- a bowl of ice cream
- write it down so you can remember it
- like some cherries on top
- bacon and eggs
- stared at the plate for a moment
- forgot my pancakes