


全国中等职业技术学校 服装设计与制作专业教材  
专业英语系列教材

# 服装英语

**CLOTHING ENGLISH**



 中国劳动社会保障出版社

**专**

结合专业 注重应用

**实**

内容实用 通俗易懂

**新**

选材新颖 易教易学

**活**

图文并茂 生动活泼

# 全国中等职业技术学校

专业英语系列教材  
服装设计与制作专业教材

计算机专业英语

电子英语

文秘英语

饭店服务英语

烹饪实用英语

会计英语

物业管理英语

商品经营英语

服装英语

责任编辑 / 王雪宁

责任校对 / 马 维

封面设计 / 邱雅卓

版式设计 / 朱 妹

ISBN 7-5045-3704-7



9 787504 537041 >

ISBN 7-5045-3704-7/TS · 289

定价：13.00元

全国中等职业技术学校 服装设计与制作专业教材  
专业英语系列教材

# 服装英语

CLOTHING ENGLISH



中国劳动社会保障出版社

## 简介

本书根据劳动和社会保障部培训就业司颁发的《服装设计与制作专业教学计划》编写,供全国中等职业技术学校服装设计与制作专业使用。本书主要以对话、阅读的形式介绍了服装设计、色彩、款式、制作工具、设备、量裁、面料、制作以及熨烫等方面的内容在英语中的表达。全书共15单元,内容包括会话、阅读、词汇、注释和练习,并以附录的形式对常用服装专业词汇进行了分类归纳。本书内容丰富,通俗易懂;形式活泼,图文并茂。

本书也适合作为职业培训教材和职工、业余服装爱好者自学用书。

本书由牛丽君主编,张慈慈参编,关雅洁绘制插图,范广丽审稿。在编写过程中还得到了英国朋友 Mr. Marshall Davies 和 Mrs. Louie Carr 的大力帮助。

## 图书在版编目(CIP)数据

服装英语/牛丽君主编. —北京:中国劳动社会保障出版社,2003

全国中等职业技术学校教材

ISBN 7-5045-3704-7

I. 服… II. 牛… III. 服装-英语 IV. H31

中国版本图书馆 CIP 数据核字(2003)第037148号

**中国劳动社会保障出版社出版发行**

(北京市惠新东街1号 邮政编码:100029)

出版人:张梦欣

\*

新华书店经销

北京地质印刷厂印刷 北京助学印刷厂装订

787毫米×960毫米 16开本 7.5印张 160千字

2003年6月第1版 2003年6月第1次印刷

印数:5000册

定价:13.00元

读者服务部电话:64929211

发行部电话:64911190

出版社网址: <http://www.class.com.cn>

版权所有

翻印必究

# 前 言

随着我国社会主义市场经济的进一步发展，特别是人世以后，越来越多的企业对技术工人的专业外语水平提出了较高的要求，因此，专业英语已成为学生们参与就业竞争，以及今后从业后在工作中所必需的工具之一。为适应这一需要，我们组织编写了这套专业英语教材，并在编写过程中坚持了以下原则：

第一，与专业紧密结合，根据专业需要设置单元内容，力求收录各专业最新、最实用的词汇和用语，并注意在选材时降低相关专业知识的难度，使教材既突出专业特色，又能充分体现英语教学的规律。

第二，根据不同专业对英语教学的要求，教材在单元设置中阅读和口语各有侧重，如《饭店服务英语》《商品经营英语》等侧重口语，而《计算机专业英语》《电子英语》等则侧重阅读。对专业性较强的部分教材还给出了阅读部分的译文，以方便师生的教和学。

第三，教材在内容上注重选材新颖实用，力求采用地道的英语表达；在形式上注重生动活泼，图文并茂。

本套教材为中等职业技术学校学生设计，初中起点，并与通用教材《英语》相配套。考虑到通用英语教材中已讲授语法，故此套教材不再列入语法条目，涉及到语法难点时在“注释”中予以讲解。

本套教材自成体系，同时每种教材的编写又参照了相关专业的教学计划和主要专业课程的教学大纲，故又可与各相关专业配套使用。

本套教材首先推出《计算机专业英语》《电子英语》《会计英语》《饭店服务英语》《烹饪实用英语》《文秘英语》《物业管理英语》《商品经营英语》《服装英语》等9种，并将根据专业需要继续推出《机械英语》《汽车维修英语》《电工英语》《机电英语》《美容美发英语》等，以满足各专业学生学习英语的需要。

此次教材的开发工作得到了北京、湖南、湖北、广东、江苏等省（市）劳动和社会保障厅（局）以及有关学校的大力支持，并得到了美国新闻学硕士 Mr. Michael Connelly 的大力帮助，对此我们表示诚挚的谢意。

劳动和社会保障部教材办公室

2003年5月


# CONTENTS

## Unit One ..... ( 1 )



- ▶▶ What Are They?
- ▶▶ In Our Workshop

## Unit Two ..... ( 5 )



- ▶▶ What Are You Doing?
- ▶▶ My Parents' Wardrobe

## Unit Three ..... ( 9 )



- ▶▶ At a Clothing Counter
- ▶▶ The Garment Technical School

## Unit Four ..... ( 14 )




- ▶▶ At a Laundry
- ▶▶ Making Up a Garment

## Unit Five ..... ( 20 )



- ▶▶ Changing Clothes
- ▶▶ Ordering an Overcoat

## Unit Six ..... ( 24 )



- ▶▶ Going Shopping
- ▶▶ What Shall We Do Next Week?

Unit Seven ..... ( 28 )



- ▶▶ Fitting a Suit
- ▶▶ At a Garment and Material Fair

Unit Eight ..... ( 33 )



- ▶▶ Talking about Practical Courses
- ▶▶ Changing of Garment Styles

Unit Nine ..... ( 39 )



- ▶▶ Choosing Materials
- ▶▶ About Fabrics

Unit Ten ..... ( 44 )



- ▶▶ What Do the Two Forms Mean?
- ▶▶ A Brief Talk on the Qipao

Unit Eleven ..... ( 50 )



- ▶▶ School Life
- ▶▶ Face Shapes and Collars

Unit Twelve ..... ( 54 )



- ▶▶ How Can I Choose Sweaters?
- ▶▶ The ABC of Women's Wear

Unit Thirteen ..... ( 59 )



- ▶▶ Buying Gifts
- ▶▶ At a Tailor's Shop

Unit Fourteen ..... ( 65 )



- ▶▶ Visiting an Exhibition of a Garment School
- ▶▶ The Story of the Suit

Unit Fifteen ..... ( 70 )



- ▶▶ I Need a Pair of New Shoes to Match My Dress
- ▶▶ A Letter

附录 (Appendices) ..... ( 75 )

- 一、词汇表 (Vocabulary)
- 二、服装测量基本部位名称 (Basic Measurements)
- 三、裁剪制图基本线条名称 (Basic Cutting Lines)
- 四、服装工艺操作常用语 (Clothing Technological Operation)
- 五、常用成品服装及服饰名称 (Finished Clothes and Accessories)
- 六、常见领口、领型 (Necklines and Collars)
- 七、常见袖型 (Sleeves)
- 八、常见饰边、褶裥名称 (Frills, Flounces, Ruffles, and Pleats)
- 九、常用面料、辅料 (Fabrics and Accessories)
- 十、颜色 (Colours)
- 十一、常用服装专用工具 (Equipment and Tools)



# Unit One



## Learn to Say

### What Are They?

- A: Excuse me.  
B: What can I do for you.  
A: What are these?  
B: These are needles and threads.  
A: Are those rings or thimbles?  
B: Those are thimbles.  
A: These are tape measures, aren't they?  
B: Yes, they are.  
A: Are these scarves?  
B: No, they are not. They are pressing cloths.  
A: Is this a piece of tailor's chalk?  
B: Yes, it is.  
A: Thank you very much.  
B: You are welcome.



## Read and Learn

### In Our Workshop

This is our workshop. It is not big. There is a lot of sewing equipment in our workshop. There

are many sewing machines, electric and steam irons, ironing boards, rulers, dress stands, tailor's shears and other special tools. There is a lot of pattern paper and tailor's chalk. We use the equipment every day.



## New Words and Expressions

- needle ['ni:dl] *n.* 针 *v.* 用针缝
- thread [θred] *n.* 线, 丝
- ring [riŋ] *n.* 戒指
- ✓thimble ['θimbl] *n.* 顶针
- tape [teip] *n.* 卷尺, 带尺, 磁带
- measure ['meʒə] *n.* 尺寸, 量具
- ✓tape measure 卷尺, 带尺
- scarf [skaf] *n.* 围巾 (复数 scarves [skɑ:vz])
- press [pres] *v.* 熨平 (衣服)
- cloth [klɒθ] *n.* 布, 布料
- ✓pressing cloth 熨烫衬布 (水布)
- tailor ['teilə] *n.* 裁缝 *v.* 缝制
- chalk [tʃɔ:k] *n.* 粉笔
- ✓tailor's chalk 划粉
- sewing ['səuiŋ] *n.* 缝纫
- equipment ['i:kwipment] *n.* (集合用法) 设备, 器材
- sewing machine 缝纫机
- electric [i'lektrik] *a.* 电的
- steam [stim] *n.* 蒸汽
- iron ['aiən] *n.* 熨斗 *v.* 熨烫
- ✓ironing board 熨烫板
- dress [dres] *n.* 服装, 女服, 连衣裙
- stand [stænd] *n.* 架子
- ✓dress stand 胸架, 形体架
- ✓shears [ʃiəz] *n.* 大剪刀 (复)
- special ['speʃəl] *a.* 专用的, 特别的
- pattern ['pætən] *n.* 式样, 图案
- ✓pattern paper 样板纸





## Notes

1. 注意 chalk 可以是不可数名词，也可以是可数名词。

例如：一支（两支）粉笔是 a piece (two pieces) of chalk。

用粉笔写是 write with chalk。

用各种不同颜色的粉笔写是 write with chalks of various colours。

2. There are many sewing machines, electric and steam irons, ironing boards, rulers, dress stands, tailor's shears and other special tools.

句中 sewing machines, electric and steam irons, ironing boards, rulers, dress stands, tailor's shears, other special tools 是平行成分。注意：如果这种平行成分只有两个，多数情况下它们之间都用“and”而不用逗号；如果有两个以上，通常前几个之间用逗号，最后两个之间用“and”而不用逗号（and 前也可加逗号）。

3. shears, scissors (见第六单元生词) 均为复数形式。一把（两把）剪刀是 a pair (two pairs) of shears/scissors。

4. 在 there be 结构之后如有一系列事物，以第一个事物来决定 be 用 is 还是 are。若第一个事物是单数名词或不可数名词，一般用 there is，若是复数用 there are。



## Let's Talk



Collect the sewing equipment that you can, and then work in pairs. Ask and answer your partner's questions such as:

What is this/that?

It's a...



## Practice

### I. Translate the following expressions.

1. 许多设备

2. dress stand

- |          |                         |
|----------|-------------------------|
| 3. 红色划粉  | 4. pattern paper        |
| 5. 新的缝纫机 | 6. ironing board        |
| 7. 水布    | 8. two pieces of chalks |

**II . Answer the following questions .**


1. Is your workshop big or small?
2. What equipment is there in your workshop?
3. What do students/workers use the equipment to make every day?

**III . Read the following passage and put it into Chinese .**

## ***Sewing Equipment***

There is a wide selection of sewing aids (辅助器具) and accessories (配件) available for the home dressmaker and it is sometimes difficult to choose. When starting to collect sewing equipment, you should buy the best that you can afford. Tools of good quality will last for many years with good care, and they will help you to achieve that “professional (专业的)” look with your sewing.

To begin home dressmaking you will need:



## Unit Two

---



### Learn to Say

#### What Are You Doing?

Mary: What are you doing, Alice?

Alice: I'm pressing my mandarin collar dress. I want to wear it to Tom's birthday party.

Mary: Good idea!

Alice: Do you think this necklace is a good match for my dress?

Mary: No, I don't think so. I think my necklace and your dress are a perfect match.

Alice: Yes, you're right. Can I borrow yours?

Mary: Sure. Here you are.

Alice: Thank you.

Mary: It's my pleasure.




### Read and Learn

#### My Parents' Wardrobe

My mother and father share a large wardrobe. There are two parts (a right part and a left part) and three drawers in it.

My mother puts her coats, blouses, dresses, skirts, sweaters, and underwear in the right part. Most of her clothes are in fashion.

My father puts his suits, jackets, trousers, shirts, windbreakers, jeans, and pajamas in the



left part.

The three drawers are at the bottom of the wardrobe. My parents put their scarves, ties, gloves, stockings, and socks in different drawers.

Can you work out how many things are there in my parents' wardrobe? What about yours?

## New Words and Expressions

**mandarin** ['mændərɪn] *a.* 中国式紧身马褂的

**collar** ['kɒlə] *n.* 衣领

**mandarin dress** 对襟绣花服装, 旗袍

**necklace** ['neklɪs] *n.* 项链

**perfect** ['pɜːfɪkt] *a.* 完美的, 理想的

**match** [mætʃ] *n.* 比赛, 匹配 *v.* 比得上, (和) 相配

**pleasure** ['pleɪə] *n.* 愉快, 高兴, 乐趣, 满足

**wardrobe** ['wɔːdrəʊb] *n.* 衣柜

**share** [ʃeə] *v.* 共同使用, 分享, 分担

**drawer** [draʊ] *n.* 抽屉

**coat** [kəʊt] *n.* 外套, 大衣

**blouse** [blaʊz] *n.* 女衬衫, 罩衫

**skirt** [skɜːt] *n.* 裙

**sweater** ['swetə] *n.* 毛衣, 运动衫

**underwear** ['ʌndəweə] *n.* (总称) 内衣

**fashion** [fæʃən] *n.* 流行, 时髦

(be) in fashion 正流行

**suit** [suːt] *n.* 西服套装, 成套衣服 *v.* 满足, 合……之意

jacket ['dʒækɪt] *n.* 夹克, 短外衣, 短上衣

trousers ['traʊzəz] *n.* 裤子

shirt [ʃɜ:t] *n.* 衬衣

windbreaker ['wɪnd,breɪkə] *n.* 风雪衣, 防风服

jeans [dʒi:nz] *n.* 牛仔裤

pajamas [pə'dʒɑ:məz] *n.* 睡衣裤

tie [taɪ] *n.* 领带, 饰结 *v.* (用带, 绳等) 系, 结

glove [glʌv] *n.* 手套

stocking ['stɒkɪŋ] *n.* (常用复数) 长袜, 长筒袜

sock [sɒk] *n.* (常用复数) 袜子, 短袜

work out 算出



## Notes

a good match for... 此短语中的 match 作名词, 是相配之物、匹配物之意, 后接 for 表示对……来说。所以 a good match 及后面的 a perfect match 都是“搭配得很好, 极为相配”的意思。



## Let's Talk



Work in groups or pairs. Try to tell your partner(s) how you put your clothes in your wardrobe.



## Practice

### I. Translate the following expressions.

1. 与……搭配得很好
2. (be) in fashion
3. 左(右)边的抽屉
4. my friend's birthday party
5. 在衣柜的底部
6. a good idea
7. 算出结果
8. my sister's mandarin dress

9. 一双长袜

10. ten pairs of socks

**II . Tell “True” or “False” according to the text.**


- (     ) 1. My mother and I share a very big wardrobe.  
(     ) 2. There are three drawers and two parts in the wardrobe.  
(     ) 3. My mother's clothes are all in fashion.  
(     ) 4. My parents put their scarves, ties, gloves, stockings and socks in the three drawers at the bottom of the wardrobe.

**III . Read the following passage and then answer the question.**

### *Care of Clothes*

Some clothes are expensive so it is important to learn how to take good care of them. If you look after your wardrobe and keep your clothes fresh and clean, you will always look smart and well dressed. Here are some general points to help you to fold (叠) your shirts/upper garments (衣服) properly.

1. *Fasten (扣紧) buttons and lay flat with front downwards.*
2. *Fold sleeves to center back.*
3. *Fold upwards to form a square (方形) or oblong (长方形).*
4. *Check that the collar is lying correctly.*



**Now, say how you would fold a jacket.**



## Unit Three



### Learn to Say

#### At a Clothing Counter



Shop assistant: May I help you?

Customer: I'd like to see some blouses, could you show me some, please?

Shop assistant: Sure. Do you prefer silk, cotton, brocade, or linen?

Customer: I prefer silk. How much is that hand-embroidered silk blouse?

Shop assistant: One hundred and eighty yuan.

Customer: OK. I'll take two, one medium size and one large size. Can I have a look at that A-line skirt as well?

Shop assistant: Yes. It's made of velvet.

Customer: How much is it?