最　新

無線電眞空管

詳　解

RADIO RECEIVING, TRANSMITTING AND INDUSTRIAL TUBES

1952

1952年最新眞空管詳解

(英文本)

原著者 A. L. Budlong (A. R. R. L.)

增訂與註釋者 范鳳源

出版者 科學書報社

上海(9)鳳陽路607弄60號

電話 62483

1952年8月 0—2000本

¥ 12,000

眞空管詳解

緒論

這是從 A.R.R.L. 業餘無線電手册(1952) 摘要翻印出來的。這裏眞空管的編排，是依着絲極電壓與其構造形式(如玻璃、金屬、小型等)而分別編類的。如6.3伏脫絲極電壓金屬眞空管排在第一表。鎖入式底座眞空管排在第三表。一切小型眞空管排入第十一表。

發射眞空管的排列，是分三極管、四極管、五極管等，且從這些眞空管一定的最大輸出電功率而排成次序的。

眞空管分類表

＊ 橡實形眞空管。

＝ 玻璃鈕扣式小型眞空管。

眞空管索引

查覓眞空管，先按下列眞空管號數的數目次序與ABCD次序，查出頁數若干(頁數由V.1至V.59)，及燈脚底座號數(燈脚底座由2AG至T-9J) 再按此頁數在表格中尋其數値，另一頁數尋其接脚圖。

Type	Page	Base
00-A	V24	4D
01-A	V24	4D
0A2	V42	5BO
0A3	V33	4AJ
0A4G	V32	4V
0A5	V32	Fig. 33
0B2	V32	5BO
0B3	V33	4AJ
0C3	V33	4AJ
0D3	V33	4AJ
0Y4	V38	4BU
0Z4	V35	4R
0Z4A	V30	4R
1	V38	4G
1A3	V26	5AP
1A4P	V19	4M
1A4T	V19	4K
1A5GT	V21	6X
1A6	V19	6L
1A7GT	V21	7Z
1AB5	V21	5BF
1AC5	V30	Fig. 14
1AD5	V30	Fig. 16
1AE4	V26	6AR
1AF4	V26	6AR
1AF5	V26	6AU
1B3GT	V38	3C
1B4P	V19	4M
1B5	V19	6M
1B7GT	V21	7Z
1B8GT	V21	8AW
1B47	V32	—
1B48	V33	—
1C3	V26	5CF
1C5GT	V21	6X
1C6	V20	6L
1C7G	V20	7Z
1C8	V30	—
1C21	V32	4V
1D5GP	V20	5Y
1D5GT	V20	5R
1D7G	V20	7Z
1D8GT	V21	8AJ
1E4G	V20	5S
1E5GP	V20	5Y
1E7G	V20	8C
1E8	V30	Fig. 27
1F4	V20	5K
1F5G	V20	6X
1F6	V20	6W
1F7G	V20	7AD
1G4GT	V21	5S
1G5G	V20	6X
1G6GT	V21	7AB
1H4G	V20	5S
1H5GT	V21	5Z
1H6G	V20	7AA
1J5G	V20	6X
1J6GT	V20	7AB
1L4	V26	6AR
1L6	V26	7DC
1LA4	V21	5AD
1LA6	V21	7AK
1LB4	V21	5AD
1LB6	V21	8AX
1LC5	V21	7AO
1LC6	V21	7AK
1LD5	V21	6AX
1LE3	V21	4AA
1LG5	V21	7AO
1LH4	V21	5AG
1LN5	V21	7AO
1N5GT	V21	5Y
1N6G	V21	7AM
1P5GT	V21	5Y
1Q5GT	V21	6AF
1R4	V21	4AH
1R5	V26	7AT
1S4	V26	7AV
1S5	V26	6AU
1S6	V30	8DA
1SA6GT	V21	6CA
1SB6GT	V21	6CB
1T4	V26	6AR
1T5GT	V21	6AF
1T6	V30	Fig. 28
1U4	V26	6AR
1U5	V26	6BW
1U6	V26	7DC
1-V	V38	4G
1V2	V38	9U
1V5	V30	—
1W4	V26	5BZ
1W5	V30	—
1X2	V38	9Y
1X2A	V38	9Y
1Z2	V38	7CB
2A3	V19	4D
2A4G	V32	5S
2A5	V19	6B
2A6	V19	6G
2A7	V19	7C
2AP1	V33	11B
2D4	V33	6A
2B6	V19	7J
2B7	V19	7D
2B22	V14	Fig. 27
2B25	V38	3T
2BP1	V33	12E
2C4	V32	5AS
2C21	V17	7BH
2C21	V41	7BH
2C22	V14	4AM
2C22	V41	4AM
2C25	V42	4D
2C26A	V41	4BB
2C34	V42	T-7DC
2C35	V25	Fig. 38
2C36	V41	Fig. 35
2C37	V41	Fig. 36
2C39	V48	—
2C39A	V48	—
2C40	V41	Fig. 19
2C43	V41	Fig. 19
2C44	V25	Fig. 17
2C51	V24	8CJ
2D21	V33	7BN
2E5	V19	6R
2E22	V54	5J
2E24	V52	7CL
2E25	V53	5BJ
2E26	V52	7CK
2E30	V26	7CQ
2E30	V52	7CQ
2E31	V30	—
2E32	V30	—
2E35	V30	—
2E36	V30	—
2E41	V30	—
2E42	V30	—
2G5	V19	6R
2G21	V30	—
2G22	V30	—
2J42	V59	—
2J42A	V59	—
2K25	V57	Fig. 60
2K26	V57	Fig. 60
2K28	V57	Fig. 61
2K33	V57	Fig. 62
2K34	V57	Fig. 58
2K35	V57	Fig. 58
2K39	V57	Fig. 59
2K41	V57	Fig. 59
2K42	V57	Fig. 59
2K43	V57	Fig. 59
2K44	V57	Fig. 59
2K46	V57	Fig. 58
2K47	V57	Fig. 58
2K56	V57	Fig. 60
2S/4S	V19	5D
2V3G	V38	4Y
2W3	V38	4X
2X2	V38	4AB
2X2-A	V38	4AB
2Y2	V38	4AB
2Z2	V38	4B
3A4	V26	7BB
3A4	V52	7BB
3A5	V26	7BC
3A5	V41	7BC
3A8GT	V24	8AS
3AP1	V34	7AN
3B4	V52	7CY
3B5GT	V24	7AP
3B7	V21	7BE
3B7	V41	7BE
3B24	V38	T-4A
3B25	V38	4P
3B26	V28	Fig. 31
3B27	V53	4P
3B28	V38	4P
3BP1	V34	14A
3C5GT	V24	7AQ
3C6	V24	7BW
3C22	V43	Fig. 20
3C23	V33	3G
3C24	V42	2D
3C28	V43	Fig. 56
3C31	V43	3G
3C37	V49	—
3D6	V21	6BB
3D6	V52	6BB
3D23	V54	Fig. 54
3D24	V55	T-9J
3DP1	V34	Fig. 49
3DX3	V18	Fig. 40
3E5	V26	6BX
3E6	V21	7CJ
3E22	V54	8BY
3E29	V54	7BP
3EP1	V34	11A
3FP7	V34	14B
3GP1	V34	11A
3J31	V59	—
3JP1	V34	14B
3K21	V57	Fig. 58
3K22	V57	Fig. 58
3K23	V57	Fig. 59
3K27	V58	Fig. 59
3K30	V58	Fig. 58
3KP1	V34	11M
3LE4	V24	6BA
3LF4	V24	6BB
3MP1	V34	Fig. 2
3Q4	V26	7BA
3Q5GT	V24	7AQ
3RP1	V34	12E
3S4	V26	7BA
3V4	V26	6BX
3-25A3	V42	3G
3-25D3	V43	2D
3-50A4	V44	3G
3-50D4	V44	2D
3-50G2	V44	2D
3-75A2	V46	2D
3-75A3	V46	2D
3-100A2	V47	2D
3-100A4	V47	2D
3X-100A11	V48	—
3-150A2	V49	4BC
3-150A3	V49	4BC
3X-150A3	V49	—
3-200A3	V50	Fig. 52
3-250A2	V50	2N
3-250A4	V50	2N
3-300A2	V51	4BC
3-300A3	V51	4BC
4A6G	V20	8L
4A6G	V24	8L
4C33	V50	2N
4C34	V50	2N
4C36	V48	Fig. 56
4D21	V56	5BK
4D22	V55	Fig. 60
4D23	V56	5BK
4D32	V55	Fig. 61
4E27	V55	7BM
4E27A	V56	7BM
4J50	V59	—
4J52	V59	—
4J78	V59	—
4X150A	V58	T-9J
4X150G	V56	—
4-65A	V55	Fig. 48
4-125A	V58	5BK
4-250A	V57	5BK
4-400A	V57	5BK
5A6	V52	9L
5AP1	V24	11A
5AX4GT	V28	5T
5AZ4	V38	5T
5BP1	V34	11A
5CP1	V34	14B
5C34	V50	Fig. 56
5D22	V57	5BK
5D24	V57	5BK
5FP1	V34	3AN
5HP1	V34	11A
5JP1	V34	11B
5LP1	V34	11F
5MP1	V34	7AN
5R4GY	V38	5T
5RP1	V34	14F
5T4	V38	5T
5T4P4	V34	12C
5U4G	V38	5T
5UP1	V35	12E
5V4G	V38	5L
5W4	V38	5T
5WP11	V35	12C
5WP15	V35	12C
5X3	V38	4C
5X4G	V38	5Q
5Y3G	V38	5T
5Y4G	V38	5Q
5Z3	V38	4C
5Z4	V38	5L
5ZP16	V35	Fig. 48
5-125B	V55	7BM
6A3	V17	4D
6A4	V17	5B
6A5GT	V14	6T
6A6	V17	7B
6A8M6	V26	8CH
6A7	V17	7C
6A8	V13	8A
6AB4	V28	5CE
6AB5	V17	6R
6AB6G	V14	7AU
6AB7	V12	8N
6AC5GT	V14	6Q
6AC6G	V14	7AU
6AC7	V12	8N
6AD4	V30	—
6AD5G	V14	6Q
6AD6G	V14	7AG
6AD7G	V14	8AY
6AE5G	V14	6Q
6AE6GT	V15	7AH
6AE7GT	V14	7AX
6AE8	V26	8Q
6AF5G	V15	6Q
6AF6G	V17	7AG
6AF7G	V14	8AG
6AG5	V26	7BD
6AG6G	V15	7S
6AG7	V13	8Y
6AG7	V52	8Y
6AH5G	V15	6AP
6AH6	V26	7CC
6AH7GT	V15	8BE
6AJ5	V26	7BM
6AJ7	V13	8N
6AK5	V26	7BD
6AK6	V26	7BK
6AK6	V52	7BK
6AK7	V13	8Y
6AL5	V26	6BT
6AL6G	V15	6AM
6AL7GT	V15	8CH
6AM5	V26	6CH
6AM6	V26	7DB
6AN5	V26	7BD
6AN6	V27	7BJ
6AN7	V27	9Q
6AQ5	V27	7BZ
6AQ5	V52	7BZ
6AQ6	V27	7BT
6AQ7GT	V15	8CK
6AR5	V27	6CC
6AR6	V15	6BQ
6AS5	V27	7CV
6AS6	V27	7CM
6AS7G	V15	8BD
6AT6	V27	7BT
6AU5GT	V15	6CK
6AU6	V27	7BK
6AV5GT	V15	6CK
6AV6	V27	7BT
6AX4GT	V38	4CG
6AX5GT	V38	6S
6AX6G	V38	7Q
6B4G	V15	5S
6B5	V18	6AS
6B6G	V15	7V
6B7	V18	7D
6B8	V13	8E
6BA5	V30	—
6BA6	V27	7CC
6BA7	V27	8CT
6BC5	V27	7BD
6BC7	V27	9AX
6BD5GT	V15	6CK
6BD6	V27	7CC
6BD7	V27	9Z
6BE6	V27	7CH
6BE7	V27	9AA
6BF5	V27	7BZ
6BF6	V27	7BT
6BF7	V30	8DG
6BG6	V15	5BT
6BG7	V30	8DG
6BH6	V27	7CM
6BJ5	V27	6CH
6BJ6	V27	7CM
6BK6	V27	7BT
6BL6	V58	—
6BL7GT	V15	8BD
6BM6	V58	—
6BN6	V27	7DF
6BN7	V27	Fig. 41
6BQ7	V27	9AJ
6BT6	V27	7BT
6BU6	V27	7BT
6BW6	V27	9AM
6BY5G	V38	6CN
6BQ6GT	V15	6AM
6C4	V41	6BG
6C4	V27	6BG
6C5	V13	6Q
6C6	V18	6F
6C7	V18	7G
6C8G	V15	8G
6CB6	V27	7CM
6CD6G	V15	5BT
6CG6	V27	7BK
6D4	V33	5AY
6D6	V18	6F
6D7	V18	7H
6D8G	V15	8A
6E5	V18	6R
6E6	V18	7B
6E7	V18	7H
6E8G	V15	8O
6F4	V24	7BR
6F4	V41	7BR
6F5	V13	5M
6F6	V12	7S
6F6	V32	7S
6F7	V18	7E
6F8G	V15	8G
6G5	V18	6R
6G6G	V14	7S
6H4GT	V15	5AF
6H5	V18	6R
6H6	V15	7Q
6H6G	V15	7Q
6J4	V27	7BQ
6J5	V13	6Q
6J6	V27	7BF
6J6	V41	7BF
6J7	V13	7R
6J8G	V15	8H
6K4	V30	—
6K5GT	V15	5U
6K6GT	V15	7S
6K7	V13	7R
6K8	V13	8K
6L4	V24	7DR
6L5G	V15	6Q
6L6	V13	7AC
6L6	V53	7AC
6L6GX	V33	7AC
6L7	V13	7T
6M5	V27	9N
6M6G	V15	7S
6M7G	V15	7R
6M8GT	V15	8AU
6N4	V27	7CA
6N4	V41	7CA
6N5	V17	6R
6N6G	V15	7AU
6N7	V13	8B
6N7	V41	8B
6N8	V27	9T
6P5GT	V15	6Q
6P7G	V15	7U
6P8G	V15	8K
6Q4	V28	9S
6Q5G	V33	6Q
6Q6G	V15	6Y
6Q7	V13	7V
6R4	V28	9R
6R6G	V15	6AW
6R7	V13	7V
6R8	V28	9E
6S4	V28	9AC
6S6GT	V15	5AK
6S7	V13	7R
6S8GT	V15	8CB
6SA7	V13	8R
6SB7Y	V13	8R
6SC7	V13	8S
6SD7GT	V15	8N
6SE7GT	V15	8N
6SF5	V14	6AB
6SF7	V14	7AZ
6SG7	V14	8BK
6SH7	V14	8BK
6SH7L	V16	8BK
6SJ7	V14	8N
6SJ7Y	V14	8N
6SK7	V14	8N
6SL7GT	V16	8BD
6SN7GT	V16	8BD
6SN7GTA	V16	8BD
6SQ7	V14	8Q
6SR7	V14	8Q
6SS7	V14	8N
6ST7	V14	8Q
6SU7GTY	V16	8BD
6SV7	V14	7AS
6SZ7	V14	8Q
6T5	V18	6R
6T8GM	V16	6Z
6T7	V14	7V
6T8	V28	9E
6U4GT	V38	4CG
6U5	V18	6R
6U6GT	V16	7AC
6U7G	V16	7R
6U8	V28	9AE
6V4	V38	9M
6V6	V14	7AC
6V6GT	V52	7AC
6V7G	V16	7V
6V8	V28	9AH
6W4GT	V28	4CG
6W5G	V38	6S
6W6GT	V16	7AC
6W7G	V16	7R
6X4	V38	7CF
6X5	V38	6S
6X6G	V16	7AL
6X8	V28	9AK
6Y3G	V38	4AC
6Y5	V38	6J
6Y6G	V16	7AC
6Y7G	V16	8B
6Z3	V38	4G
6Z4	V39	5D
6Z5	V38	6K
6Z7G	V19	8B
6ZY5G	V30	6S
7A4	V16	5AC
7A5	V16	6AA
7A6	V16	7AJ
7A7	V16	8V
7A8	V16	8U

V3

Type	Page	Base
7AB7	V25	8BO
7AD7	V16	8V
7AF7	V16	8AC
7AG7	V16	8V
7AH7	V16	8V
7AJ7	V16	8V
7AK7	V16	8V
7AP4	V35	5AJ
7B4	V16	5AC
7B5	V16	6AE
7B6	V16	8W
7B7	V16	8V
7B8	V16	8X
7BP1	V35	5AN
7C4	V25	4AH
7C5	V17	6AA
7C6	V17	8W
7C7	V17	8V
7CP1	V35	6AZ
7D7	V17	8AR
7DP4	V35	12C
7E5	V25	8BN
7E6	V17	8W
7E7	V17	8AE
7EP4	V35	11N
7F7	V17	8AC
7F8	V17	8BW
7G7	V17	8V
7G8	V17	8BV
7GP4	V35	Fig. 47
7H7	V17	8V
7J7	V17	8AR
7JP1	V35	14G
7JP4	V35	14G
7K7	V17	8BF
7L7	V17	8V
7MP7	V35	12D
7N7	V17	8AC
7NP4	V35	14N
7Q7	V17	8AL
7QP4	V35	12D
7R7	V17	8AE
7RP4	V35	12D
7S7	V17	8BL
7T7	V17	8V
7V7	V17	8V
7W7	V17	8BJ
7X7	V17	8BZ
7Y4	V38	5AB
7Z4	V38	5AB
8AP4	V35	12N
8BP4	V35	14G
9AP4	V35	6AL
9CP4	V35	4AP
9JP1	V35	8GR
10	V24	4D
10	V42	4D
10BP4	V35	12D
10EP4	V35	12D
10FP4	V35	12D
10HP4	V35	14G
10KP7	V35	12D
10Y	V42	4D
11/12	V24	4F
12A4	V28	9AG
12A5	V22	7F
12A6	V22	7AC
12A7	V22	7K
12A7	V38	7K
12A8GT	V22	8A
12AH7GT	V22	8BE
12AL5	V28	6BT
12AP4	V35	6AL
12AT6	V28	7BT
12AT7	V28	9A
12AU6	V28	7CC
12AU7	V28	9A
12AU7	V41	9A
12AV6	V28	7BT
12AV7	V28	9A
12AW6	V28	7CM
12AW7	V38	7CM
12AX4GT	V38	4CG
12AX7	V28	9A
12AY7	V28	9A
12AZ7	V28	9A
12B6M	V22	6Y
12B7	V22	8V
12B7ML	V22	8V
12B8GT	V22	8T
12BA6	V28	7CC
12BA7	V28	8CT
12BD6	V28	7CC
12BE6	V28	7CH
12BF6	V28	7BT
12BH7	V28	9A
12BK6	V28	7BT
12BN6	V28	7DF
12BT6	V28	7BT
12BU6	V28	7BT
12C8	V22	8E
12CP4	V35	4AF
12DP4	V35	5AN
12E5GT	V22	6Q
12ED6	V28	7BT
12F5GT	V22	5M
12G7G	V22	7V
12H6	V22	7Q
12J5GT	V22	6Q
12J7GT	V22	7R
12K7GT	V22	7R
12K8	V22	8K
12KP4A	V36	Fig. 35
12L8GT	V22	8BU
12LP4	V36	12D
12Q7GT	V22	7V
12QP4	V35	Fig. 35
12RP4	V35	12D
12S8GT	V22	8CB
12SA7	V22	8R
12SC7	V22	8S
12SF5	V22	6AB
12SF7	V22	7AZ
12SG7	V22	8BK
12SH7	V22	8BK
12SJ7	V22	8N
12SK7	V22	8N
12SL7GT	V22	8BD
12SN7GT	V22	8BD
12SP7	V30	12D
12SQ7	V22	8Q
12SR7	V22	8Q
12SW7	V22	8Q
12SX7	V22	8BD
12SY7	V22	8R
12TP4	V36	12D
12UP4	V36	12D
12Z3	V36	4G
12Z5	V36	7L
14A4	V22	5AC
14A5	V22	6AA
14A7	V22	8V
14AF7	V22	8AC
14AF7	V24	8AC
14B6	V22	8W
14B8	V22	8X
14BP4	V36	Fig. 35
14C5	V22	6AA
14C7	V23	8V
14CP4	V36	12D
14DP4	V36	12D
14E6	V23	8W
14E7	V23	8AE
14EP4	V36	12D
14F7	V23	8AC
14F8	V23	8BW
14GP4	V36	Fig. 42
14H7	V23	8V
14J7	V23	8BL
14N7	V23	8AC
14Q7	V23	8AL
14R7	V23	8AE
14S7	V23	8BL
14V7	V23	8V
14W7	V23	8BJ
14Y4	V38	5AB
14Z3	V38	4G
15	V20	5F
15AP4	V36	12D
15CP4	V36	Fig. 35
15DP4	V36	12D
15E	V42	T-4AF
16AP4	V36	Fig. 35
16CP4	V36	Fig. 35
16EP4A	V36	12D
16FP4	V36	Fig. 35
16GP4	V36	12D
16GP4B	V36	12D
16GP4C	V36	12D
16HP4	V36	Fig. 35
16JP4	V36	12D
16KP4	V36	12D
16LP4	V36	Fig. 35
16RP4	V36	12D
16SP4A	V36	12D
16TP4	V36	Fig. 35
16UP4	V36	12D
16WP4A	V36	12D
16ZP4	V36	12D
17	V33	3G
17AP4	V36	12D
17BP4A	V36	Fig. 45
17BP4B	V36	12D
17CP4	V36	12D
17QP4	V36	Fig. 43
18	V33	6B
19	V20	6C
19AP4	V36	Fig. 35
19AP4A	V36	12D
19AQ5	V23	7BL
19BG6G	V23	5BT
19C8	V29	9E
19DP4A	V36	12D
19EP4	V36	Fig. 35
19FP4	V36	Fig. 35
19GP4	V36	12D
19J6	V29	7BF
19T8	V29	9E
19V8	V29	9AH
20BP4	V36	12D
20CP4	V36	Fig. 44
20FP4	V36	Fig. 35
20GP4	V36	Fig. 42
20	V24	4D
20J8GM	V23	8H
21A7	V23	8AR
22	V24	4K
22AP4	V36	Fig. 35
24-A	V19	5E
24AP4A	V36	12D
24-G	V42	2D
24XH	V37	Fig. 1
25A6	V23	7S
25A7GT	V23	8F
25A7GT	V23	8F
25AC5G	V23	6Q
25AV5GT	V23	6CK
25B5	V23	6D
25B6G	V23	7S
25B8GT	V23	8T
25BQ6GT	V23	6AM
25C6G	V23	7AC
25D8GT	V23	8AF
25L6	V23	7AC
25N6G	V23	7W
25S	V19	6M
25T	V42	3G
25W4GT	V23	4CG
25X6GT	V29	7Q
25Y4GT	V39	5AA
25Y5	V19	6E
25Z3	V39	4G
25Z4	V39	5AA
25Z5	V39	6E
25Z5W	V39	9BS
25Z6	V19	7Q
26	V24	4D
26A6	V29	7BK
26BK6	V29	7BT
26A7GT	V23	8BU
26C6	V29	7BT
26CG6	V29	7BK
26D6	V29	7CH
27	V19	5A
28D7	V24	8BS
28Z5	V39	6AB
30	V20	4D
31	V20	4D
32	V20	4K
32L7GT	V23	8Z
32L7GT	V39	8Z
33	V20	5K
34	V20	4M
35/51	V19	5E
35A5	V23	6AA
35B5	V29	7BZ
35C5	V29	7CV
35L6GT	V23	7AC
35T	V44	3G
35TG	V44	2D
35W4	V39	5BQ
35Y4	V39	5AL
35Z3	V39	4Z
35Z4GT	V39	5AA
35Z5G	V29	6AD
35Z6G	V39	7Q
36	V18	5E
37	V18	5A
38	V18	5F
39/44	V18	5F
40	V24	4D
40Z5GT	V39	6AD
41	V18	6B
42	V18	6B
43	V23	6B
45	V19	4D
45Z3	V39	5AM
45Z5GT	V39	6AD
46	V19	5C
47	V19	5B
48	V23	6A
49	V20	5C
50	V24	4D
50A5	V23	6AA
50AX6G	V39	7Q
50B5	V29	7BZ
50C5	V29	7CV
50C6GT	V23	7AC
50L6GT	V23	7AC
50T	V46	2D
50AX6G	V39	7Q
50X6	V39	7AJ
50Y6GT	V39	7Q
50Y7GT	V39	8AN
50Z6G	V39	7Q
50Z7G	V39	8AN
51	V19	5E
52	V18	5C
53	V19	7B
53A	V43	T-4B
55	V19	6G
56	V19	5A
56AS	V18	5A
57	V19	6F
57AS	V18	6F
58	V19	6F
58AS	V18	6F
59	V19	7A
70A7GT	V23	8AB
70A7GT	V39	8AB
70L7GT	V23	8AA
70L7GT	V39	8AA
71-A	V25	4D
72	V39	4P
73	V39	4Y
75	V18	6G
75TH	V46	2D
75TL	V46	2D
76	V18	5A
77	V18	6F
78	V18	6F
79	V18	6H
80	V39	4C
81	V39	4B
82	V39	4C
83	V39	4C
83-V	V39	4AD
84/6Z4	V39	5D
85	V18	6G
85AS	V18	6G
89	V18	6F
99	V25	4D
100TH	V47	2D
100TL	V47	2D
111H	V46	2D
112-A	V25	4D
117L7GT	V23	8AO
117L7GT	V39	8AO
117M7GT	V23	8AO
117M7GT	V39	8AO
117N7GT	V23	8AV
117N7GT	V39	8AV
117P7GT	V23	8AV
117P7GT	V39	8AV
117Z3	V39	4BR
117Z4GT	V39	5AA
117Z6GT	V39	7Q
128AS	V39	5A
150T	V49	2N
152TH	V49	4BC
152TL	V49	4BC
182-B	V25	4D
183	V25	4D
203-A	V47	4E
203-H	V47	3N
204-A	V51	T-1A
205D	V42	4D
211	V47	4E
212-E	V51	T-2A
217A	V39	4AT
217C	V39	4AT
227A	V47	T-4B
231B	V51	T-2AA
241A	V46	4E
242B	V47	4E
242C	V48	4E
249B	V30	Fig. 53
250TH	V50	2N
250TL	V50	2N
254A	V53	T-4C
254B	V54	T-4C
261A	V48	4E
270A	V51	T-1A
276A	V48	4E
282A	V53	4-TC
284B	V45	3N
284D	V46	4E
295A	V46	4E
300T	V51	2N
303A	V47	4F
304A	V51	T-1A
304B	V44	2D
304TH	V51	4BC
304TL	V51	4BC
305A	V55	T-4CE
306A	V55	T-5CB
307A	V53	T-5C
308B	V51	T-2A
310	V42	4D
311	V42	4E
311CH	V55	Fig. 57
312A	V55	T-6C
312E	V55	T-2AA
316A	V43	—
327A	V47	T-4AD
327B	V46	T-4AD
342B	V47	4E
350A	V45	T-4BD
351A	V48	4E
376A	V48	4E
410R	V58	Fig. 58
482B	V25	4D
483	V25	4D
485	V25	5A
527	V51	T-4B
559	V25	Fig. 18
575A	V39	4AT
592	V50	Fig. 52
703A	V42	—
705A	V39	T-3AA
707B	V58	Fig. 61
715B	V55	—
717A	V16	8BK
723AB	V57	Fig. 60
756	V44	4D
800	V43	2D
801	V42	4D
801A	V42	4D
802	V52	6BM
803	V56	5J
804	V55	T-5C
805	V49	3N
806	V50	2N
807	V54	5AW
807W	V54	5AW
808	V45	2D
809	V43	3G
810	V48	2N
811	V45	3G
811A	V45	3G
812	V45	3G
812A	V45	3G
812H	V47	3G
813	V56	5BA
814	V55	T-4D
815	V54	8BY
816	V30	4P
822	V50	3N
822S	V50	2N
826	V45	7BO
828	V46	5J
829	V54	7BP
829A	V54	7BP
829B	V54	7BP
830	V44	4L
830B	V45	3G
831	V51	T-1AA
832	V53	7BP
832A	V53	7BP
833A	V51	T-1AB
834	V45	2D
835	V47	4E
836	V39	4P
837	V52	6BM
838	V48	6E
840	V20	5J
841	V42	4D
841A	V45	3G
841SW	V45	3G
843	V42	5A
844	V53	5AW
849	V51	T-1A
850	V56	T-3B
852	V48	2D
860	V50	T-4CB
861	V57	T-1B
864	V24	4D
865	V53	T-4C
866	V39	4P
866A	V39	4P
866B	V39	4P
866Jr	V39	4B
871	V39	4P
872	V39	4AT
872A	V39	4AT
874	V33	4S
876	V33	—
878	V39	4P
879	V39	4P
884	V33	6Q
885	V33	5A
886	V33	—
902	V36	Fig. 1
903	V37	6AL
904	V37	Fig. 3
905	V37	Fig. 6
906P1	V34	7AN
907	V37	Fig. 6
908	V37	7AN
908A	V37	7CE
909	V37	Fig. 6
910	V37	7AN
911	V37	7AN
912	V37	Fig. 5
913	V37	Fig. 1
914	V37	Fig. 12
930B	V45	3G
938	V48	4E
950	V29	5K
951	V19	4M
954	V25	5BB
955	V25	5BC
955	V41	5BC
956	V25	5BB
957	V25	5BD
958	V25	5BD
958A	V25	5BD
958A	V41	5BD
959	V25	5BE
967	V33	3G
975A	V39	4AT
991	V33	—
1003	V39	4R
1005	V39	6AQ
1006	V39	4C
1201	V25	8BN
1203	V25	4AH
1204	V25	8BO
1206	V17	8BV
1221	V18	6F
1223	V16	7R
1229	V20	4K
1230	V20	4D
1231	V17	8V
1232	V17	8V
1247	V30	—
1265	V33	4AJ
1266	V33	4AJ
1267	V32	4V
1273	V17	8V
1274	V40	6S
1275	V40	4C
1276	V25	4D
1280	V24	8V
1284	V24	8V
1291	V21	7BE
1293	V21	4AA
1294	V21	4AH
1299	V21	6BB
1602	V42	4D
1603	V18	6F
1608	V42	4D
1609	V25	6B
1610	V52	T-5CA
1611	V14	7S
1612	V14	7T
1613	V52	7S
1614	V33	7AC
1616	V40	4P
1619	V53	T-9H
1620	V14	7R
1621	V14	7S
1622	V14	7AC
1623	V48	3G
1624	V54	T-5DC
1625	V54	5AZ
1626	V41	6Q
1627	V49	2N
1628	V43	T-4BD
1629	V24	6RA
1631	V24	7AC
1632	V24	7AC
1633	V24	8BD
1634	V24	8S
1635	V18	8B

Type	Page	Base
1641	V40	T-4AG
1642	V17	7BH
1644	V24	Fig. 7
1654	V40	2Z
1800	V37	6AL
1801	V37	Fig. 13
1802P1	V34	11A
1803P4	V35	6AL
1804P4	V35	6AL
1805P1	V34	11A
1806P1	V34	11A
1809P1	V35	8BR
1811P1	V34	6AZ
1816P4A	V37	Fig. 65
1851	V14	7R
1852	V18	8N
1853	V18	8N
2001	V37	4AA
2002	V37	Fig. 1
2005	V37	Fig. 1
2050	V33	8BA
2051	V33	8BA
2523N/128AS	V33	5A
5514	V45	4BO
5516	V53	7CL
5517	V40	5BU
5556	V41	4D
5562	V55	Fig. 54
5590	V29	7BD
5591	V29	7BD
5618	V52	7CU
5633	V31	—
5634	V31	—
5635	V32	8DB
5637	V31	—
5638	V31	—
5639	V32	8DL
5640	V31	—
5641	V31	—
5641	V32	6CJ
5642	V32	—
5643	V32	8DD
5644	V32	4CN
5645	V32	—
5646	V32	—
5647	V32	B1
5648	V48	—
5651	V33	5BO
5654	V29	7BD
5656	V29	9F
5663	V33	7CE
5670	V29	8CJ
5675	V41	Fig. 36
5679	V17	7CX
5686	V29	Fig. 29
5686	V52	Fig. 29
5687	V29	9H
5691	V16	8BD
5692	V16	8BD
5696	V14	8X
5718	V32	8DK
5719	V32	8DK
5722	V29	5CB
5725	V29	7CM
5726	V29	6BT
5749	V29	7BK
5750	V29	7CH
5751	V29	9A
5755	V29	9J
5763	V52	9K
5764	V41	Fig. 36
5765	V41	Fig. 36
5766	V41	Fig. 36
5767	V41	Fig. 36
5768	V25	Fig. 36
5794	V41	Fig. 36
5812	V52	7CQ
5812	V29	7CQ
5814	V29	9A
5823	V33	4CK
5824	V24	7S
5825	V40	4P
5836	V58	—
5837	V58	—
5840	V32	8DL
5842	V29	9V
5844	V29	7BF
5845	V29	5CA
5847	V29	9X
5866	V40	Fig. 5
5876	V41	Fig. 36
5879	V29	9AD
5881	V53	7AC
5881	V16	7AC
5896	V32	8DJ
5897	V32	8DK
5898	V32	8DK
5899	V32	8DL
5900	V32	8DL
5901	V32	8DL
5902	V32	8DL
5903	V32	8DJ
5904	V32	8DK
5905	V32	8DL
5906	V32	8DL
5907	V32	8DL
5908	V32	8DC
5910	V29	6AR
5915	V29	7CH
5916	V32	8DC
5933	V54	5AW
5962	V33	2AG
5963	V29	9A
5964	V29	7BF
6005	V29	7BT
6028	V41	—
6146	V54	7CK
7000	V16	7R
7193	V41	4AM
7700	V18	6F
8000	V50	2N
8001	V55	7BM
8003	V46	3N
8005	V47	3G
8008	V40	Fig. 11
8010-R	V44	—
8012	V43	T-4BB
8013-A	V40	4P
8016	V40	4AC
8020	V40	4P
8025	V43	4AQ
9001	V29	7PM
9002	V30	7TM
9002	V41	7TM
9003	V30	7PM
9004	V25	4BJ
9005	V25	5BG
9006	V30	6BH
AT-340	V57	5BK
AX9900	V49	Fig. 5
AX9903	V54	Fig. 10
AX9905	V55	Fig. 34
BA	V38	4J
BH	V38	4J
BR	V38	4H
CE220	V38	4P
CK501	V30	—
CK502	V30	—
CK503	V30	—
CK504	V29	—
CK505	V30	—
CK506	V30	—
CK507	V30	—
CK509	V30	—
CK510	V30	—
CK512	V31	—
CK515BX	V31	—
CK520AX	V31	—
CK521AX	V31	—
CK522AX	V31	—
CK523AX	V31	—
CK524AX	V31	—
CK525AX	V31	—
CK526AX	V31	—
CK527AX	V31	—
CK529AX	V31	—
CK551AXA	V31	—
CK553AXA	V31	—
CK556AX	V31	—
CK568AX	V31	—
CK569AX	V31	—
CK605CX	V31	—
CK606BX	V31	—
CK608CX	V31	—
CK619CX	V31	—
CK624CX	V31	—
CK650AX	V31	—
CK703	V58	—
CK1005	V39	5AQ
CK1006	V39	4C
CK1007	V40	T-9G
CK1009	V40	—
CK5672	V31	—
DR3B27	V38	4P
DR123C	V48	Fig. 26
DR200	V49	2N
KF30	V25	9C
F123A	V48	Fig. 26
F127A	V50	Fig. 26
G84	V36	4B
GL2C44	V28	Fig. 17
GL2C44	V41	Fig. 17
GL5C24	V50	Fig. 26
GL5D24	V57	5BK
GL146	V49	T-4BG
GL152	V49	T-4BG
GL159	V51	T-4BG
GL169	V51	T-4BG
GL446A	V41	Fig. 19
GL446A	V25	Fig. 19
GL446B	V25	Fig. 19
GL446B	V41	Fig. 19
GL464A	V26	Fig. 17
GL464A	V41	Fig. 17
GL559	V25	Fig. 19
GL593	V50	Fig. 62
GL8012A	V43	T-4BB
HD203A	V49	3N
HF60	V46	2D
HF75	V46	2D
HF100	V46	2D
HF120	V47	4F
HF125	V47	—
HF130	V48	—
HF140	V47	4F
HF150	V48	—
HF175	V48	T-3AC
HF200	V49	2N
HF250	V49	2N
HF300	V50	2N
HK24	V43	3G
HK54	V44	2D
HK57	V55	Fig. 64
HK154	V44	2D
HK158	V44	2D
HK252L	V49	4BC
HK253	V39	4AT
HK254	V47	2N
HK257	V56	7BM
HK257B	V56	7BM
HK304L	V51	4BC
HK354	V49	2N
HK354C	V49	2N
HK354D	V49	2N
HK354E	V49	2N
HK354F	V49	2N
HK454H	V51	2N
HK454L	V51	2N
HK654	V51	2N
HV12	V50	3N
HV18	V49	3N
HV27	V50	3N
HY6J5GTX	V41	6Q
HY6L6GTX	V53	7AC
HY6V6GTX	V53	7AC
HY24	V41	4D
HY25	V43	3G
HY30Z	V43	4BO
HY31Z	V43	T-4D
HY40	V44	3G
HY40Z	V44	3G
HY51A	V45	3G
HY51B	V45	3G
HY51Z	V45	4BO
HY57	V44	3G
HY60	V53	5AW
HY61	V54	5AW
HY63	V52	T-8DB
HY65	V53	T-8DB
HY67	V55	T-5DB
HY69	V54	T-5D
HY75	V42	2T
HY75A	V42	2T
HY113	V31	5K
HY114B	V41	2T
HY115	V31	5K
HY123	V31	5K
HY125	V31	5K
HY145	V31	5K
HY155	V31	5K
HY615	V41	T-8AG
HY801A	V42	4D
HY866Jr.	V39	4P
HY1231Z	V43	T-4D
HY1269	V55	T-5DB
HYE1148	V41	T-8AG
KY21	V33	—
KY866	V39	Fig. 8
M54	V31	—
M64	V31	—
M74	V31	—
NU-2C35	V25	Fig. 38
PE340	V56	5BK
QK159	V58	Fig. 63
RK2J22	V59	—
RK2J23	V59	—
RK2J24	V59	—
RK2J25	V59	—
RK2J26	V59	—
RK2J27	V59	—
RK2J28	V59	—
RK2J29	V59	—
RK2J30	V59	—
RK2J31	V59	—
RK2J32	V59	—
RK2J33	V59	—
RK2J34	V59	—
RK2J35	V59	—
RK2J38	V59	—
RK2J39	V59	—
RK2J48	V59	—
RK2J49	V59	—
RK2J50	V59	—
RK2J54	V59	—
RK2J55	V59	—
RK2J56	V59	—
RK2J58	V59	—
RK2J61A	V59	—
RK2J62A	V59	—
RK2J66	V59	—
RK2J67	V59	—
RK2J68	V59	—
RK2J69	V59	—
RK4J31	V59	—
RK4J32	V59	—
RK4J33	V59	—
RK4J34	V59	—
RK4J35	V59	—
RK4J36	V59	—
RK4J37	V59	—
RK4J38	V59	—
RK4J39	V59	—
RK4J40	V59	—
RK4J41	V59	—
RK4J43	V59	—
RK4J44	V59	—
RK4J53	V59	—
RK4J54	V59	—
RK4J55	V59	—
RK4J56	V59	—
RK4J57	V59	—
RK4J58	V59	—
RK4J59	V59	—
RK725A	V59	—
RK10	V42	4D
RK11	V43	3G
RK12	V43	3G
RK15	V19	4D
RK16	V19	5A
RK17	V19	5F
RK18	V43	3G
RK19	V40	4AT
RK20	V54	T-5C
RK20A	V54	T-5C
RK21	V40	4P
RK22	V40	T-4AG
RK23	V52	6BM
RK24	V41	4D
RK24	V20	4D
RK25	V52	6BM
RK25B	V52	6BM
RK28	V56	5J
RK28A	V56	5J
RK30	V43	2D
RK31	V43	3G
RK32	V44	2D
RK33	V41	T-7DA
RK34	V42	T-7DC
RK35	V44	2D
RK36	V47	2D
RK37	V44	2D
RK38	V47	2D
RK39	V53	5AW
RK41	V53	5AW
RK42	V21	4D
RK43	V21	6C
RK44	V52	6BM
RK46	V54	T-5C
RK47	V55	T-5D
RK48	V56	T-5D
RK48A	V56	T-5D
RK49	V52	6A
RK51	V45	3G
RK52	V45	3G
RK56	V53	5AW
RK57	V48	3N
RK58	V47	3N
RK59	V42	T-4D
RK60	V40	T-4AG
RK61	V31	—
RK62	V32	4D
RK63	V50	2N
RK63A	V50	2N
RK64	V52	5AW
RK65	V57	T-3BC
RK66	V54	T-5C
RK75	V53	T-5C
RK100	V42	T-6B
RK705A	V30	T-3AA
RK866	V39	4P
RM208	V33	—
RM209	V33	—
SD917A	V31	—
SD828A	V31	—
SD828E	V31	—
SD1103	V58	—
SD1104	V58	—
SN944	V31	—
SN946	V31	—
SN947D	V31	—
SN948C	V31	—
SN953D	V31	—
SN954	V31	—
SN955B	V31	—
SN956B	V32	—
SN957A	V32	—
SN1006	V32	—
SN1007B	V32	—
T20	V42	3G
T21	V53	6A
T40	V44	3G
T55	V48	3G
T60	V45	2D
T100	V46	2D
T125	V48	2N
T200	V50	2N
T300	V50	—
T814	V50	3N
T822	V50	3N
TB35	V54	Fig. 54
TUF20	V42	2T
TW75	V46	2D
TW150	V49	2N
TZ20	V42	3G
TZ40	V44	3G
UE100	V46	2D
UE468	V49	Fig. 57
UH35	V46	3G
UH50	V44	2D
UH51	V44	2D
V70	V46	3N
V70A	V46	3N
V70B	V46	3G
V70C	V46	3G
V70D	V47	3G
VR75	V33	4AJ
VR90	V33	4AJ
VR105	V33	4AJ
VR150	V33	4AJ
VT52	V35	4D
VT127A	V47	T-4B
VT191	V43	—
WE304A	V44	2D
X6030	V25	Fig. 4
XXB	V35	Fig. 9
XXD	V24	8AC
XXL	V17	5AC
XXFM	V25	8BZ
2225	V39	4P
Z668	V58	—
ZB60	V46	2D
ZB120	V46	4E

眞空管朝天倒置燈脚圖

眞空管燈脚圖，係在眞空管底座翻身而燈脚朝天時的燈脚次序繪成。此次序的看法，首先須把眞空管座上刻出的箭頭，或八脚燈座中凹之鍵心，朝着你自己時，再按時嗅鐘指針旋轉方向排列方式去尋覓各極。



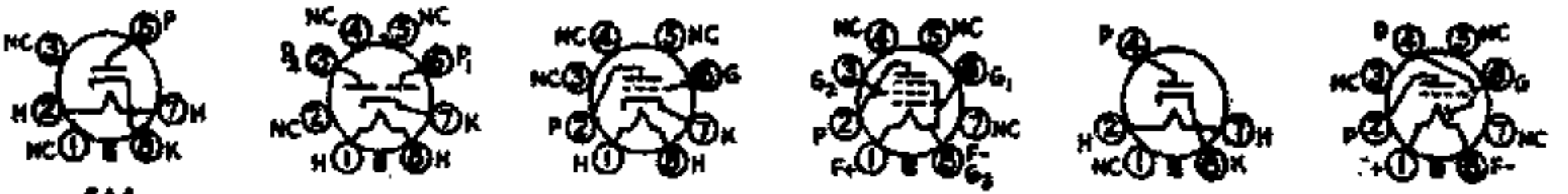

5AA 5AB 5AC 5AD 5AF 5AG

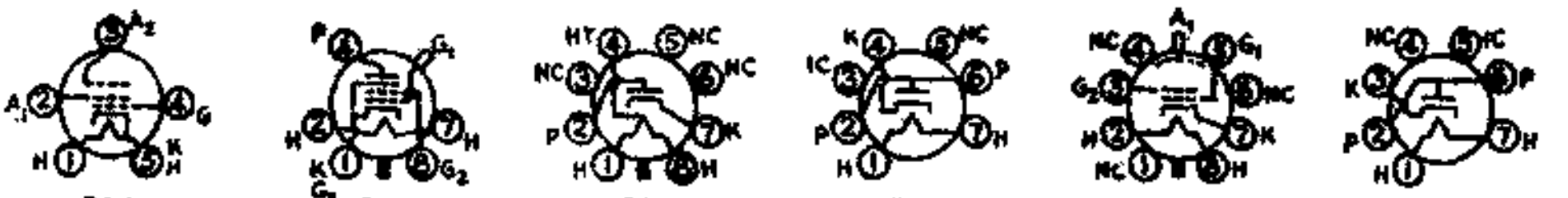

5AJ 5AK 5AL 5AM 5AN 5AP

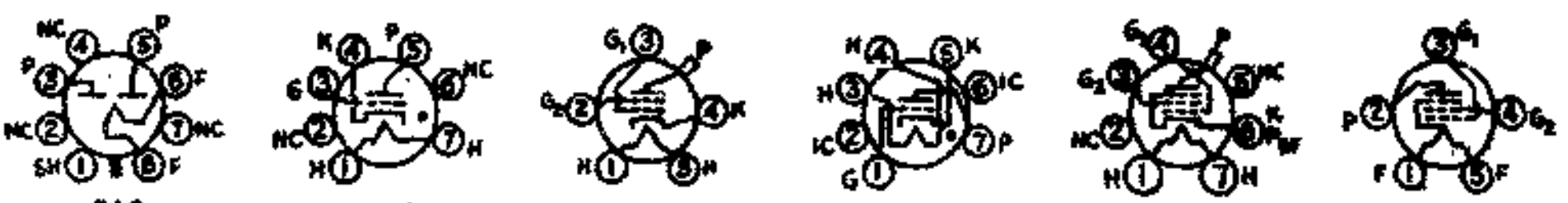

5AQ 5AS 5AW 5AY 5AZ 5B

5BA 5BB 5BC 5BD 5BE 5BF

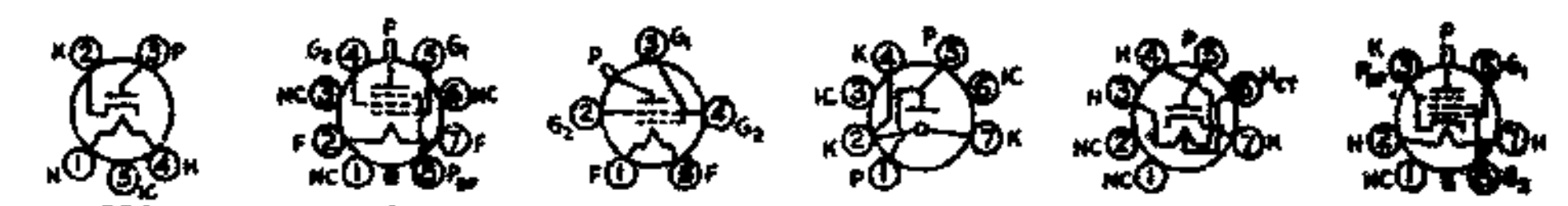

5BG 5BJ 5BK 5BO 5BQ 5BT

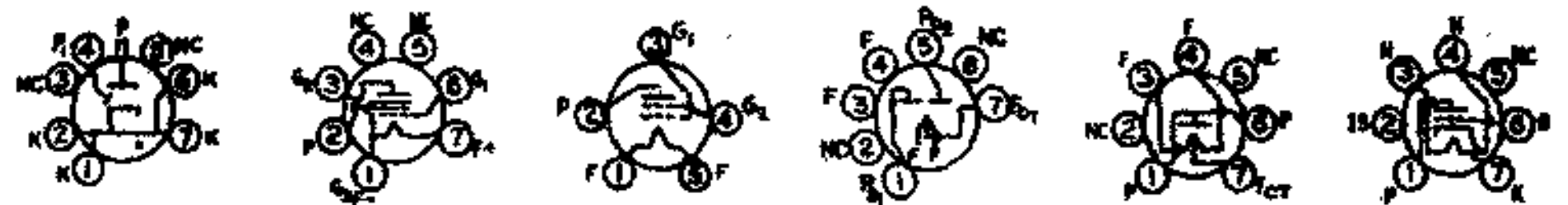

5BU 5BZ 5C 5CA 5CB 5CE

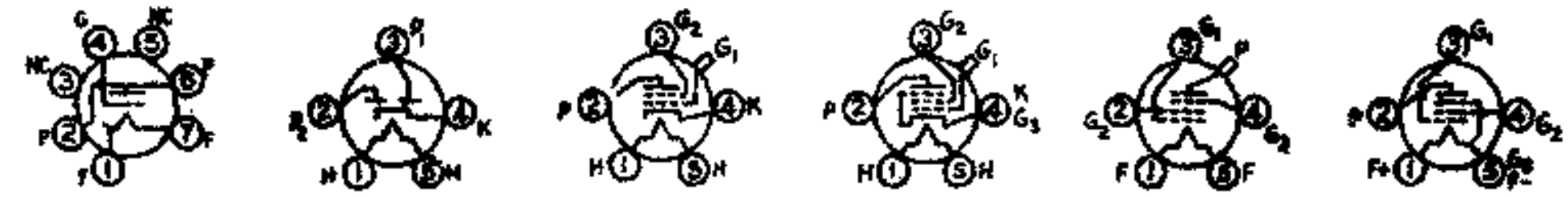

5CF 5D 5E 5F 5J 5K

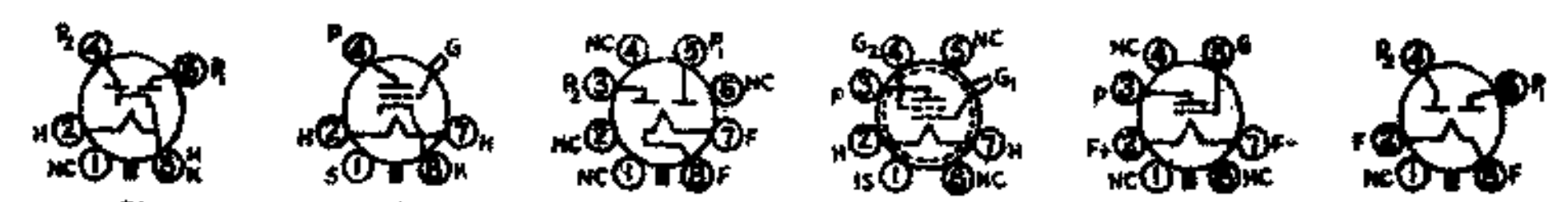

5L 5M 5Q 5R 5S 5T

5U 5Y 5Z 6A 6AA 6AB

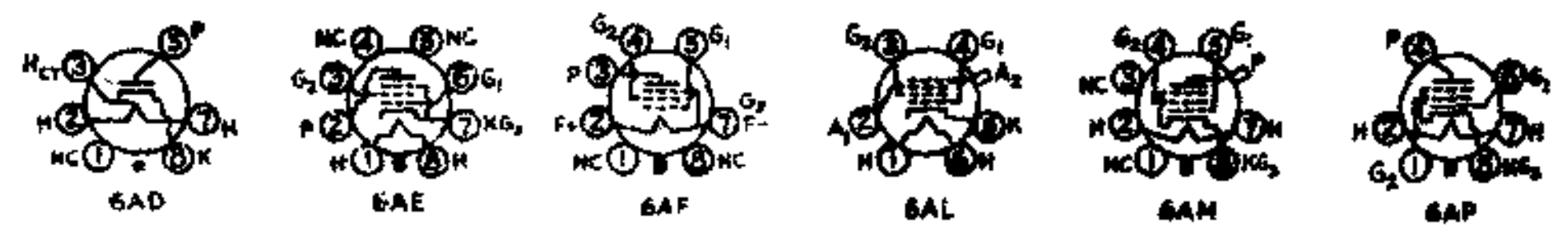

6AD 6AE 6AF 6AL 6AM 6AP

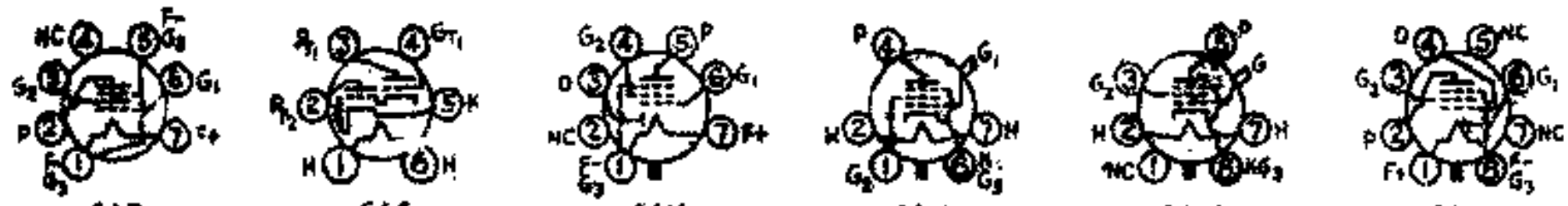

6AR 6AS 6AU 6AV 6AW 6AK

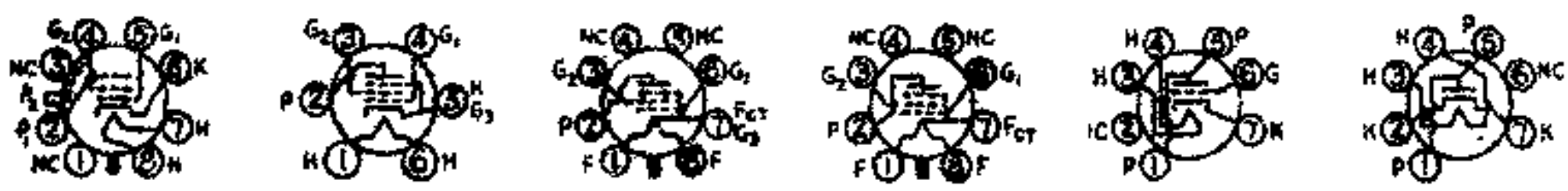

6AZ 6B 6BA 6BB 6BG 6BH

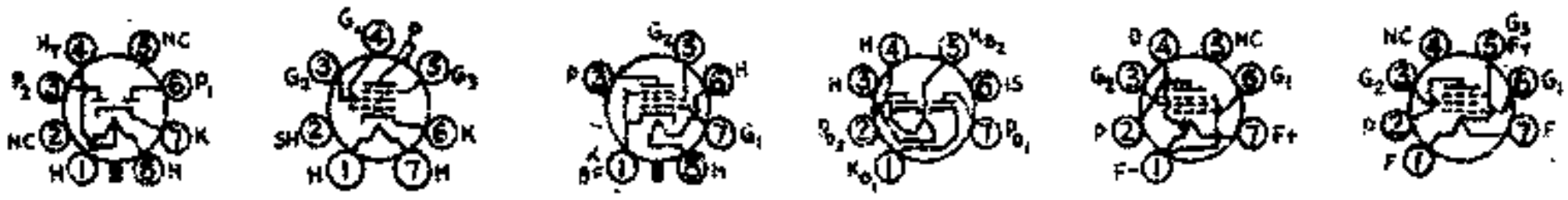

6BJ 6BM 6BQ 6BT 6BW 6BX

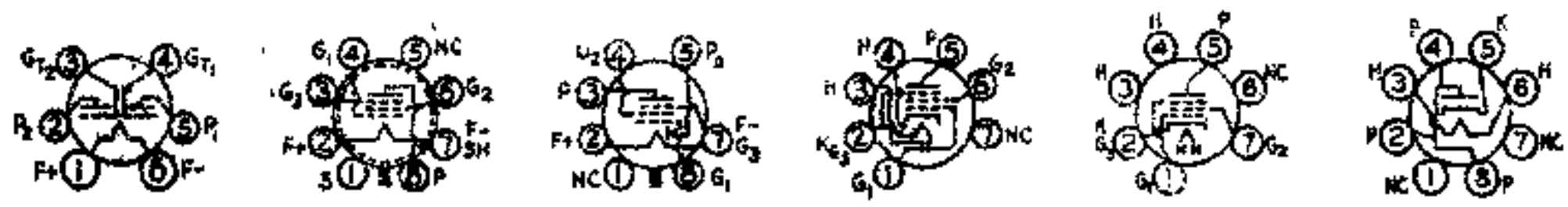

6C 6CA 6CB 6CC 6CH 6CJ

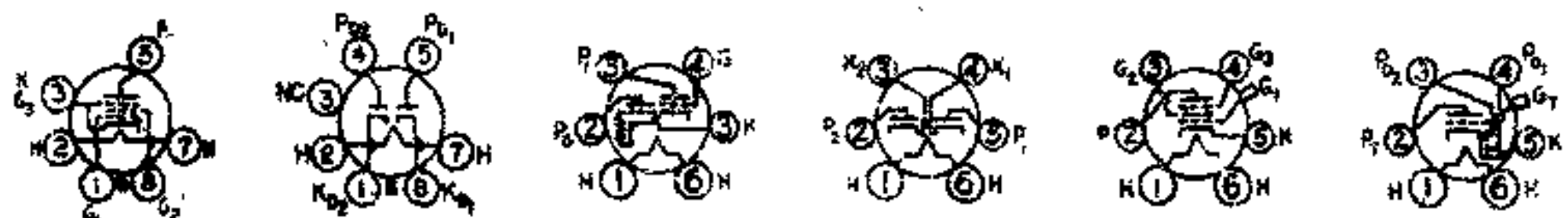

6CK 6CN 6D 6E 6F 6G

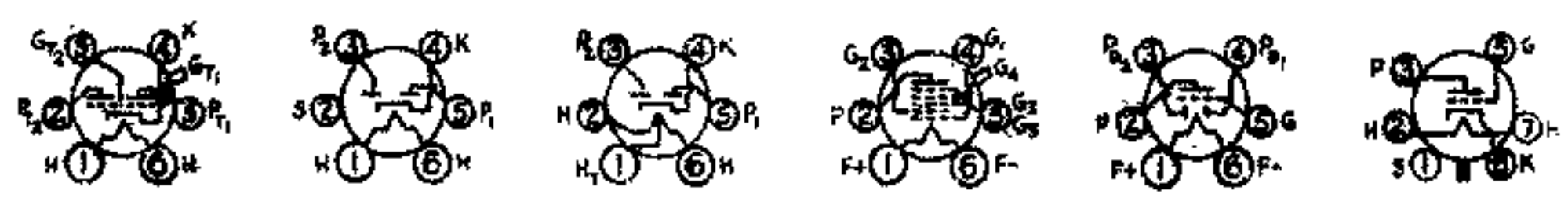

6H 6J 6K 6L 6N 6Q

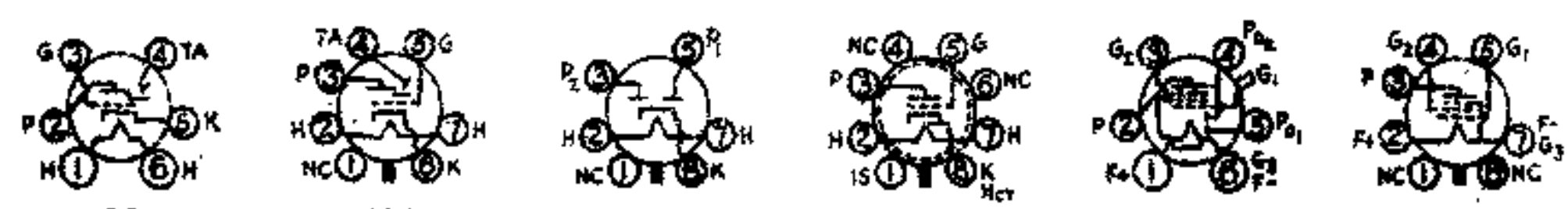

6R 6RA 6S 6T 6W 6X

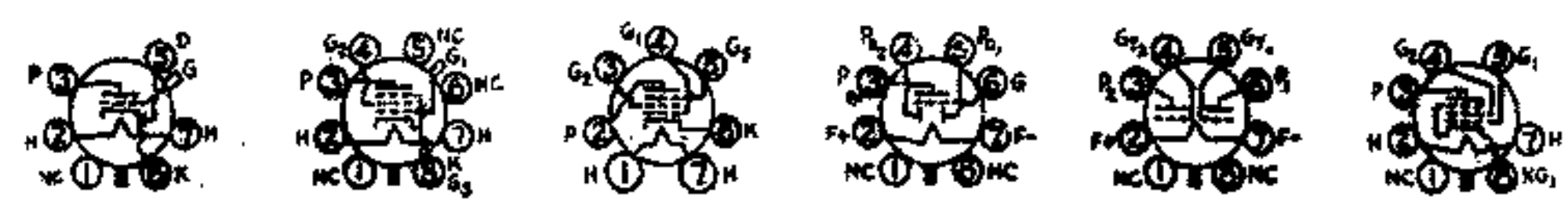

6Y 6Z 7A 7AA 7AB 7AC

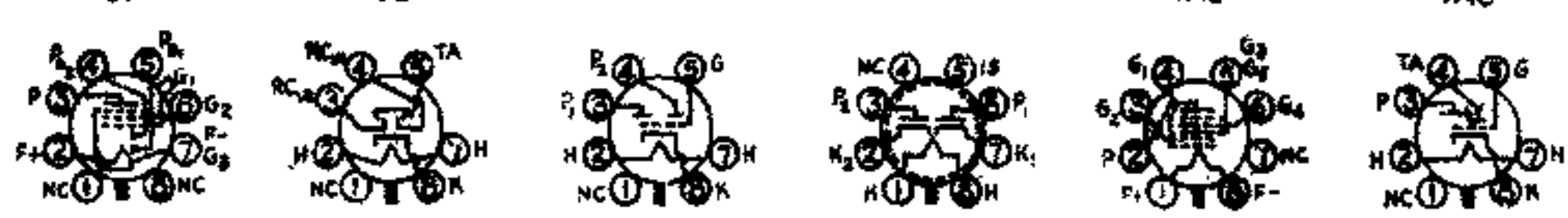

7AD 7AG 7AH 7AJ 7AK 7AL

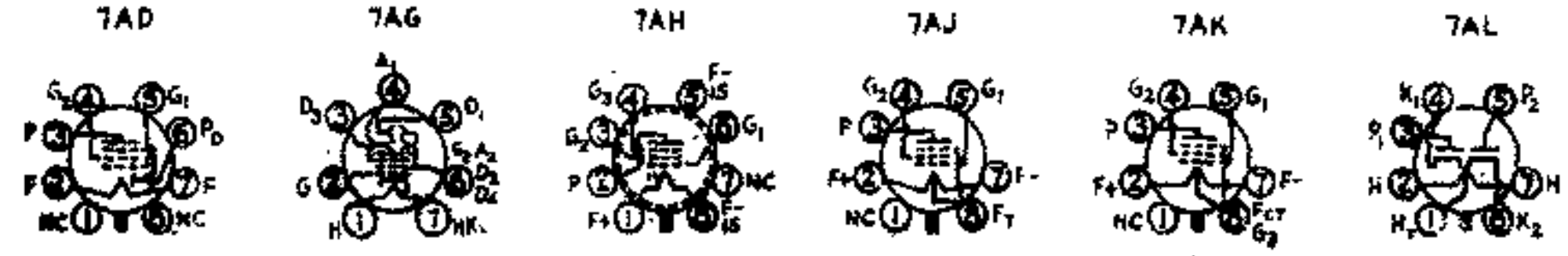

7AM 7AN 7AO 7AP 7AQ 7AR

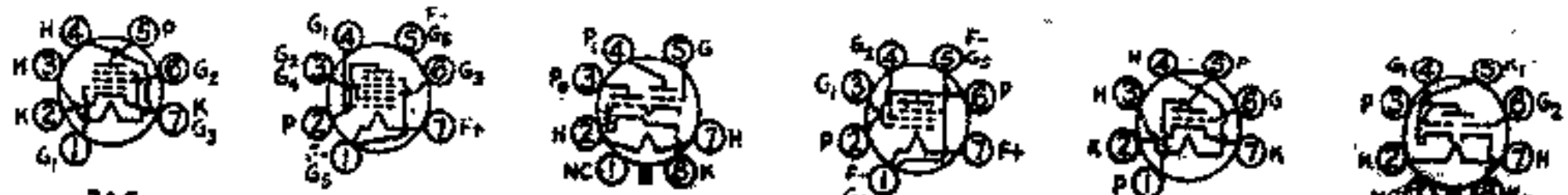

7AS 7AT 7AU 7AV 7AW 7AX

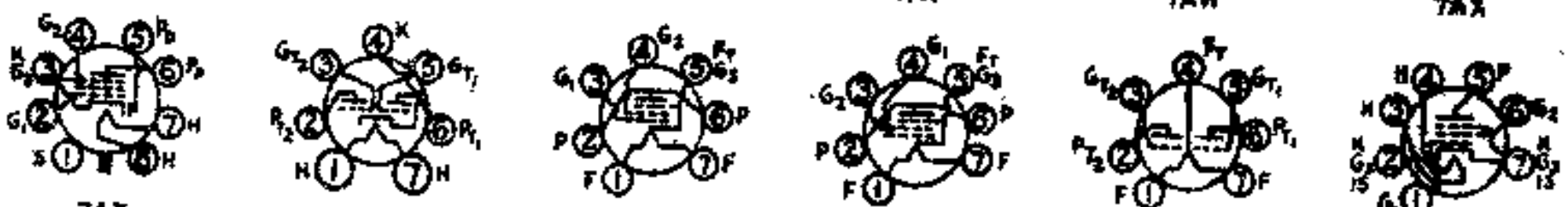

7AZ 7B 7BA 7BB 7BC 7BD

7BE 7BF 7BH 7BJ 7BK 7BM

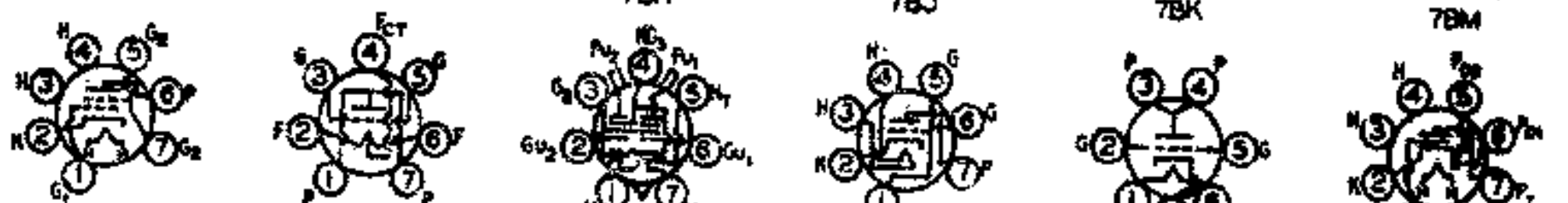

7BN 7BO 7BP 7BQ 7BR 7BT

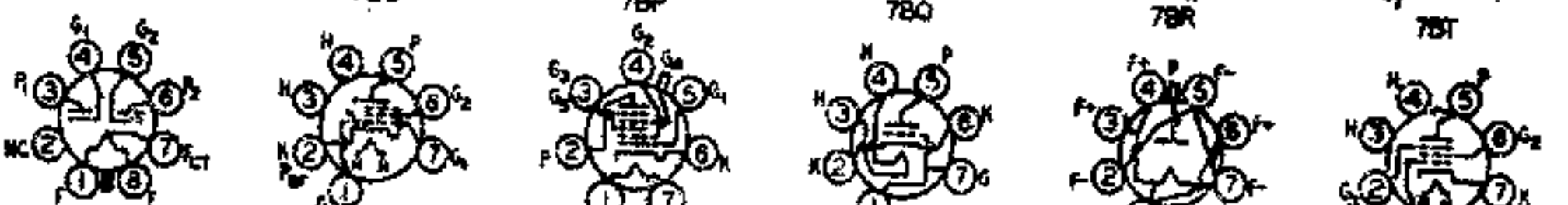

7BW 7BZ 7C 7CA 7CB 7CC

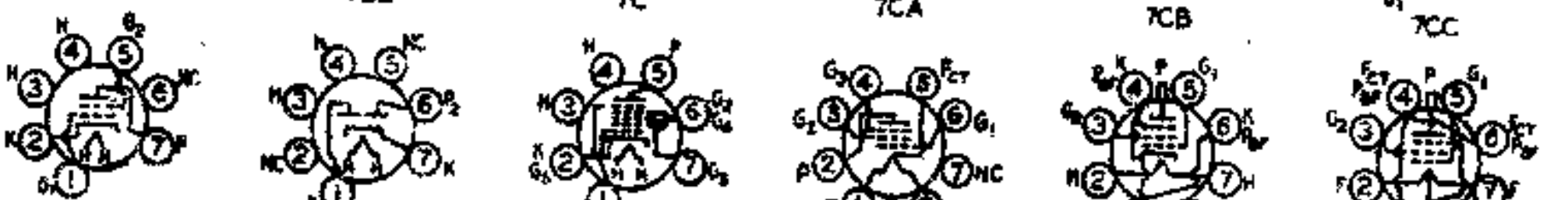

7CE 7CF 7CH 7CJ 7CK 7CL

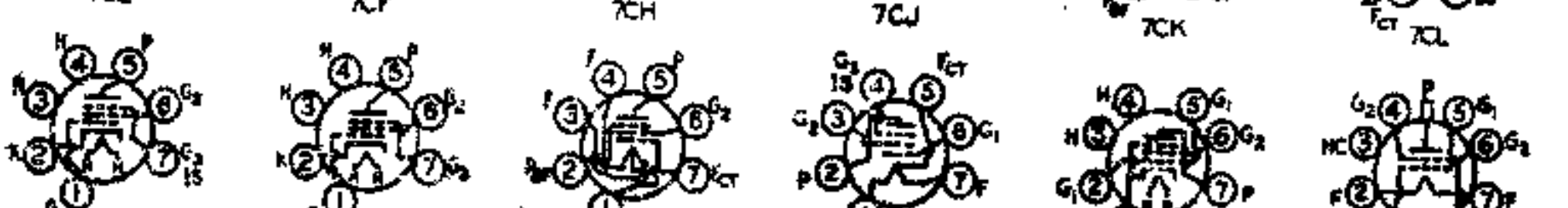

7CM 7CN 7CQ 7CU 7CV 7CW

7CX 7CY 7D 7DB 7DC 7DF

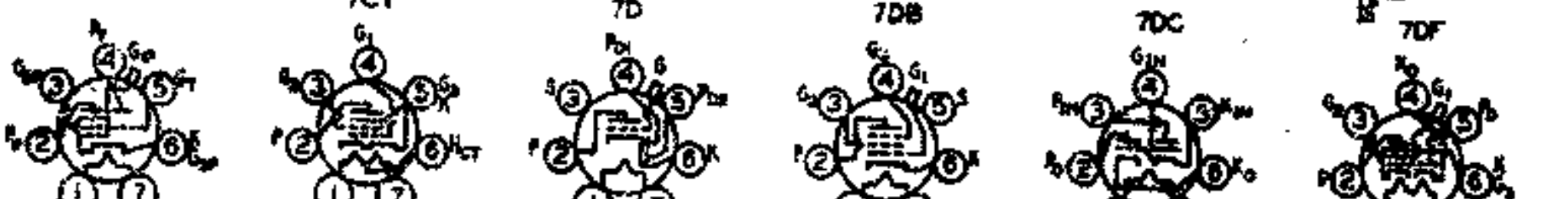

7E 7F 7G 7H 7J 7K

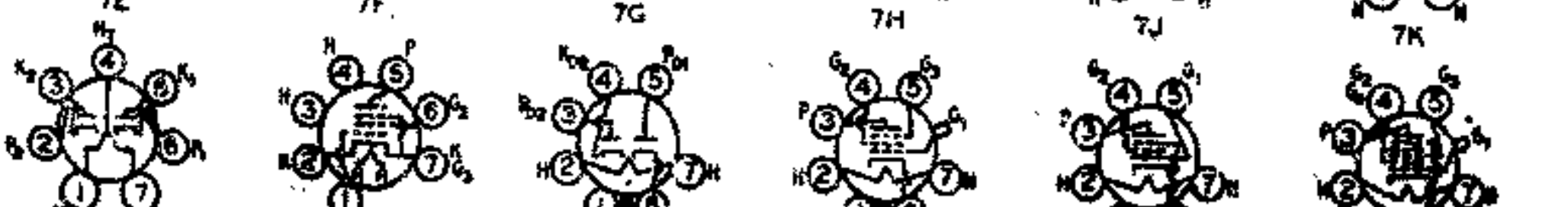

7L 7M 7Q 7R 7S 7T


7TM
7U
7V
7W
7X
7Z
8A
8AA
8AB
8AC
8AD
8AE
8AF
8AG
8AJ
8AL
8AN
8AO
8AR
8AS
8AU
8AV
8AW
8AX
8AY
8B
8BA
8BC
8BD
8BE
8BF
8BJ
8BK
8BL
8BN
8BO
8BR
8BS
8BU
8BV
8BW
8BY
8BZ
8C
8CB
8CG
8CH
8CJ
8CK
8CY
8DA
8DB
8DC
8DC
8DG
8DJ
8DK
8DL
8E
8F


8J 8H 8K 8L 8N 8O
8P 8Q 8R 8S 8T 8U
8V 8W 8X 8Y 8Z 9A
9AA 9AC 9AD 9AE 9AG 9AH
9AJ 9AK 9AM 9AX 9BS 9C
9E 9F 9H 9J 9K 9L
9M 9N 9Q 9R 9S 9T
9U 9V 9X 9Y 9Z 11A
11B 11E 11F 11M 11N 12C
12D 12E 12H 14A 14B 14F

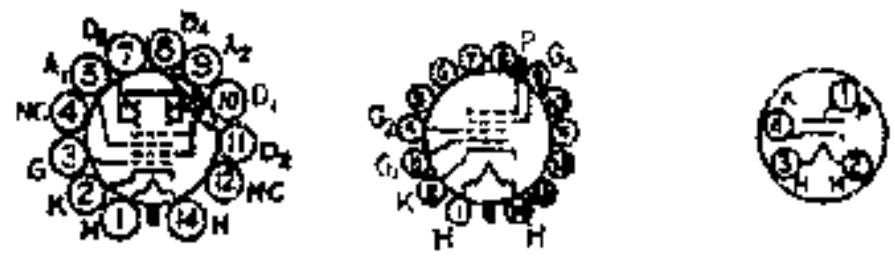

14G 14N B1

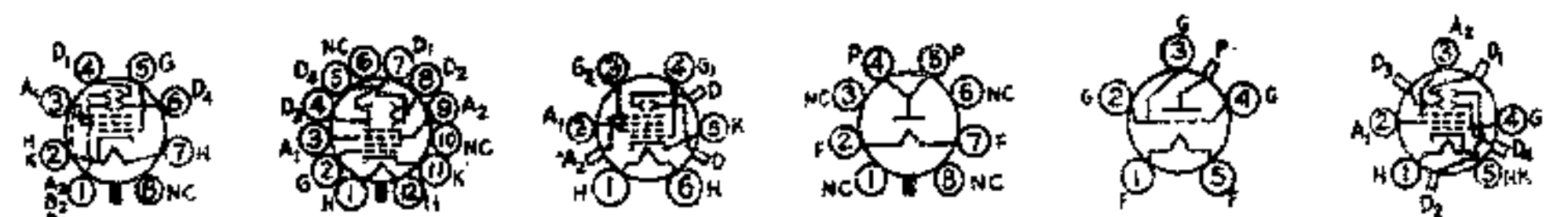

FIG. 1 FIG. 2 FIG. 3 FIG. 4 FIG 5 FIG. 6

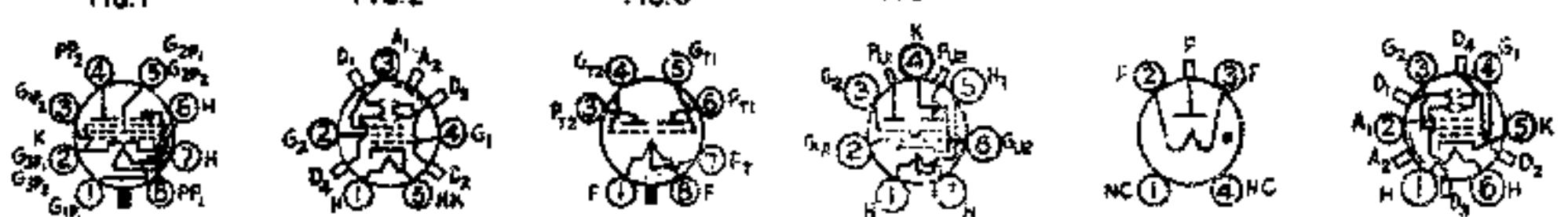

FIG. 7 FIG 8 FIG. 9 FIG. 10 FIG. 11 FIG. 12

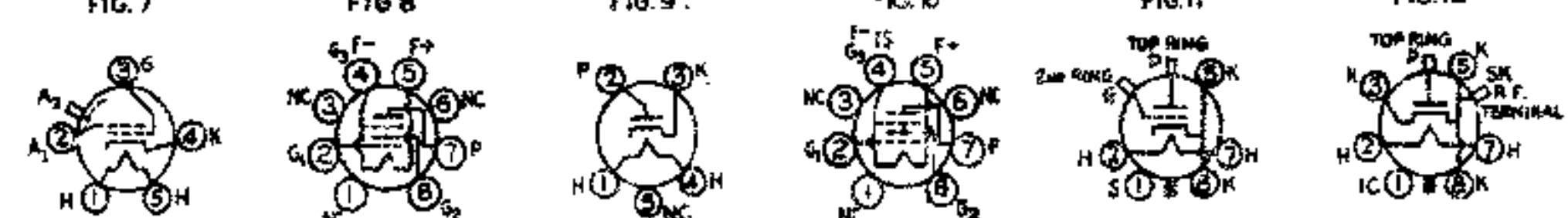

FIG 13 FIG. 14 FIG. 15 FIG. 16 FIG. 17 FIG. 18

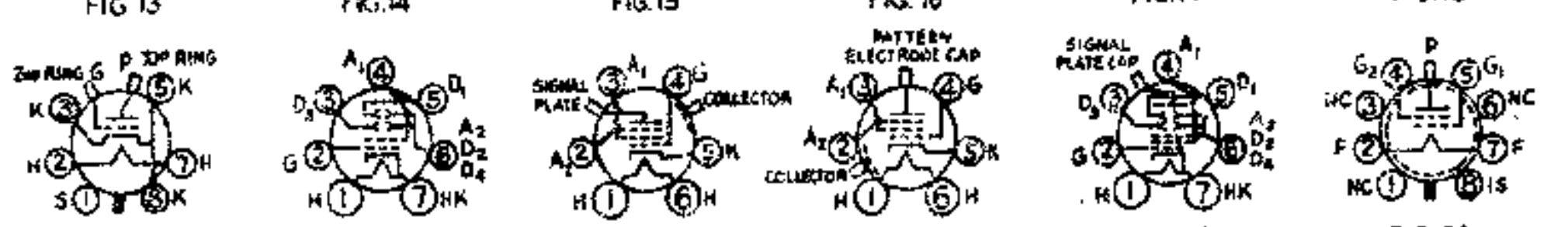

FIG 19 FIG. 20 FIG 21 FIG. 22 FIG. 23 FIG. 24

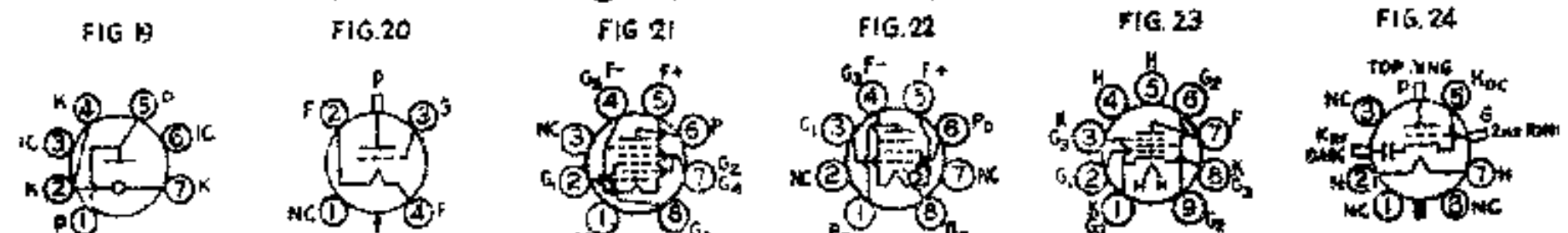

FIG. 25 FIG 26 FIG. 27 FIG. 28 FIG. 29 FIG. 30

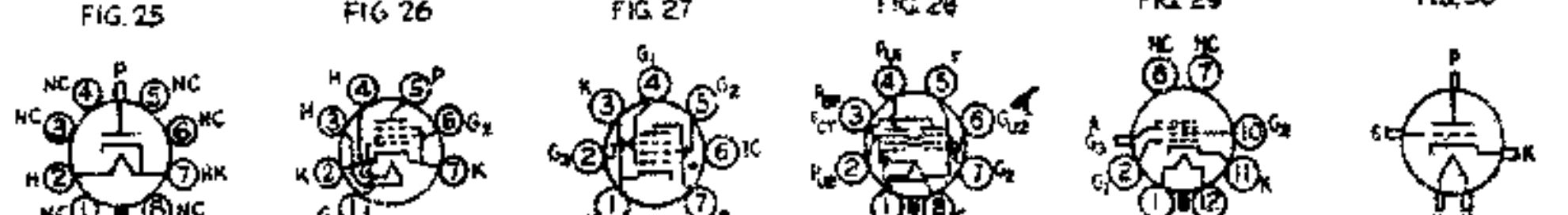

FIG. 31 FIG. 32 FIG. 33 FIG. 34 FIG. 35 FIG. 36

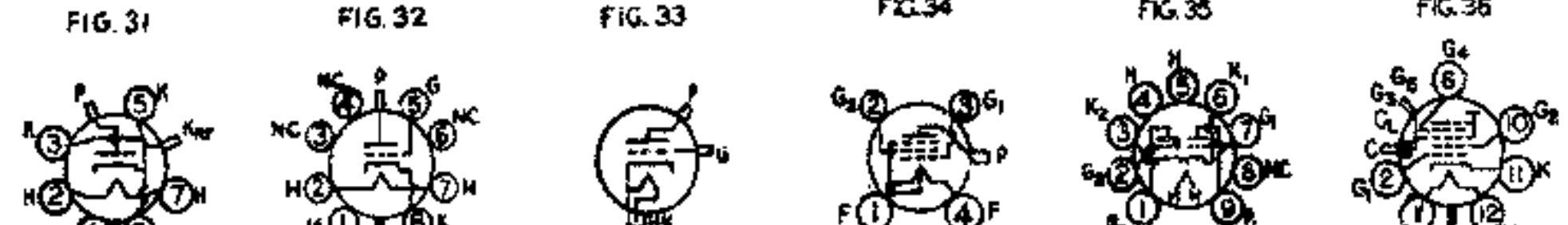

FIG 37 FIG 38 FIG. 39 FIG 40 FIG. 41 Fig. 42

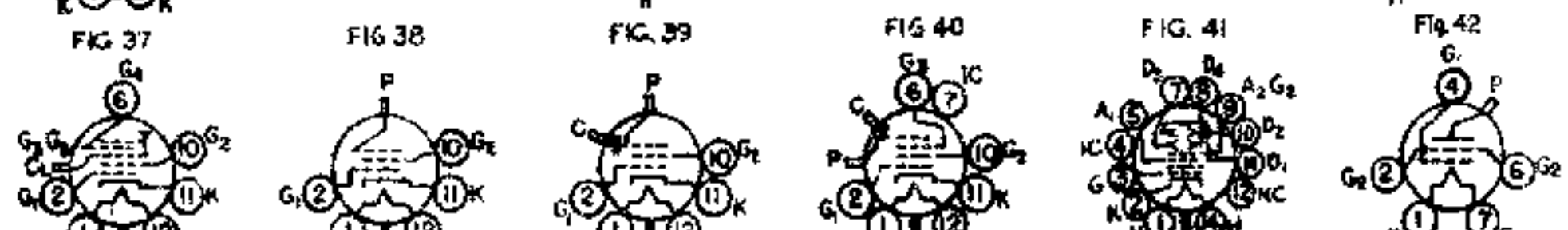

Fig. 43 Fig 44 Fig. 45 Fig. 46 FIG. 47 Fig. 48

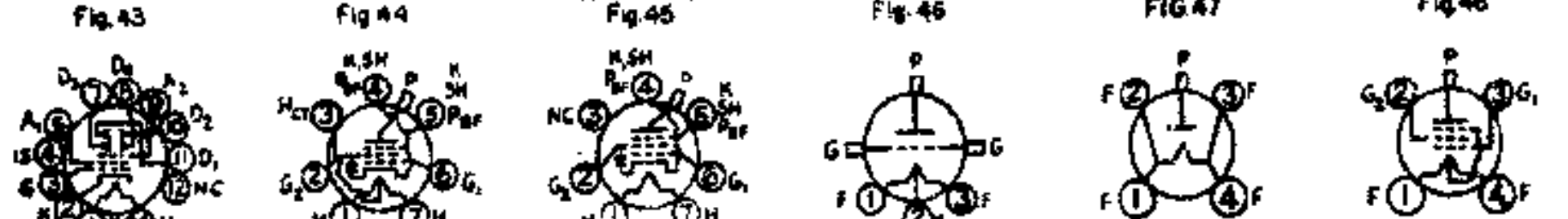

FIG 49 FIG 50 FIG 51 FIG. 52 FIG. 53 FIG. 54

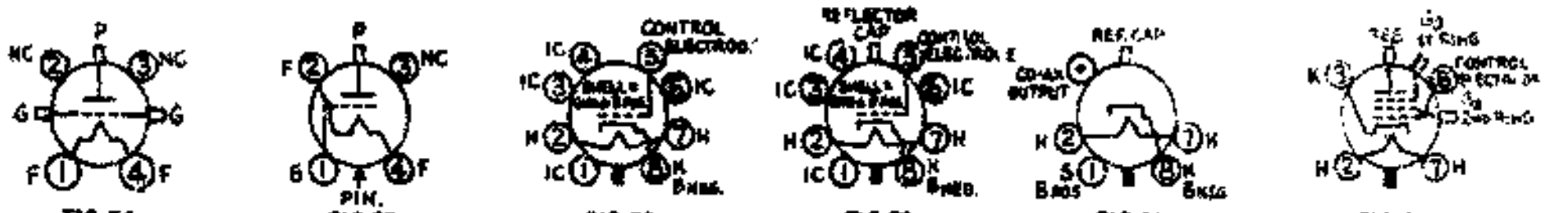

FIG. 56 FIG. 57 FIG. 58 FIG. 59 FIG. 60 FIG. 61

FIG. 62 FIG. 63 Fig. 64 Fig. 65 Fig. 66

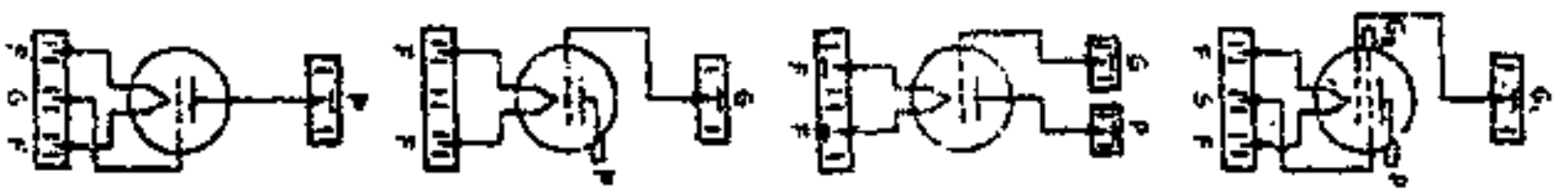

T-1A T-1AA T-1AB T-1B

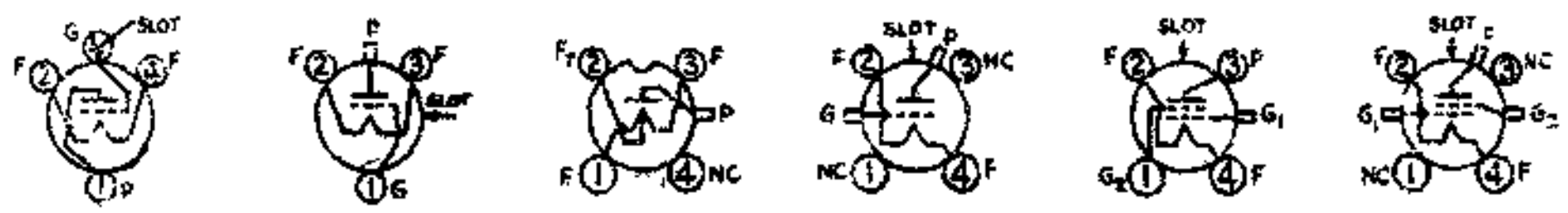

T-2A T-2AA T-3AA T-3AC T-3B T-3BC

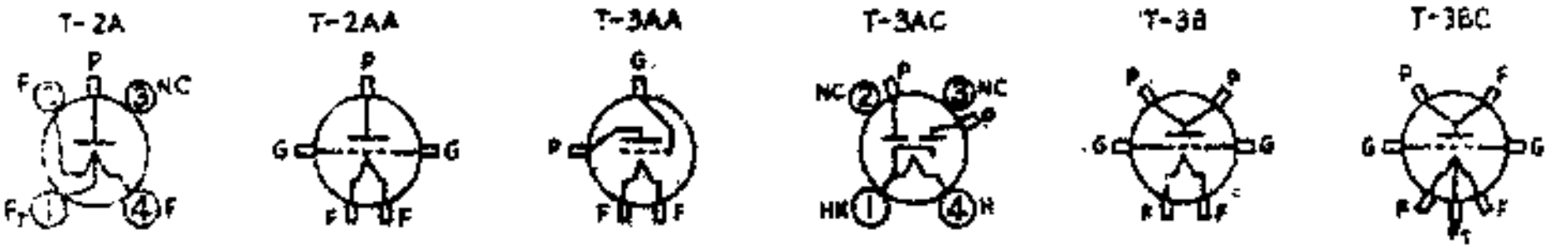

T-4A T-4AD T-4AF T-4AG T-4B T-4BB

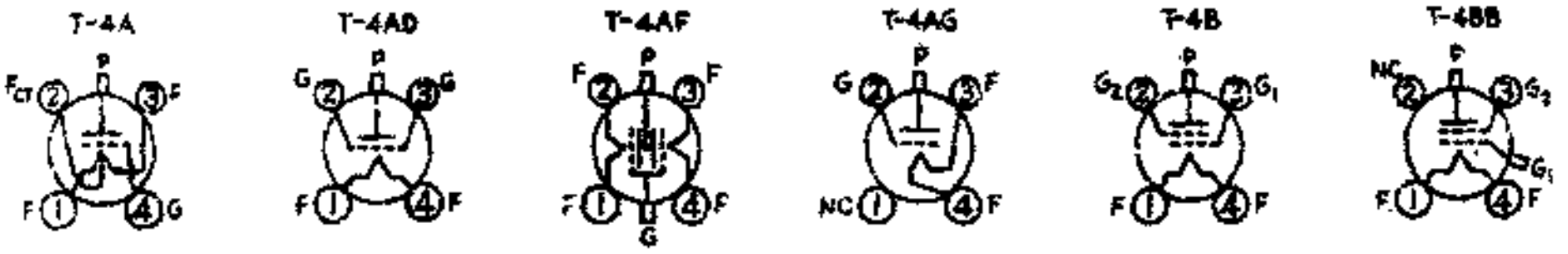

T-4BD T-4BE T-4BF T-4BG T-4C T-4CB

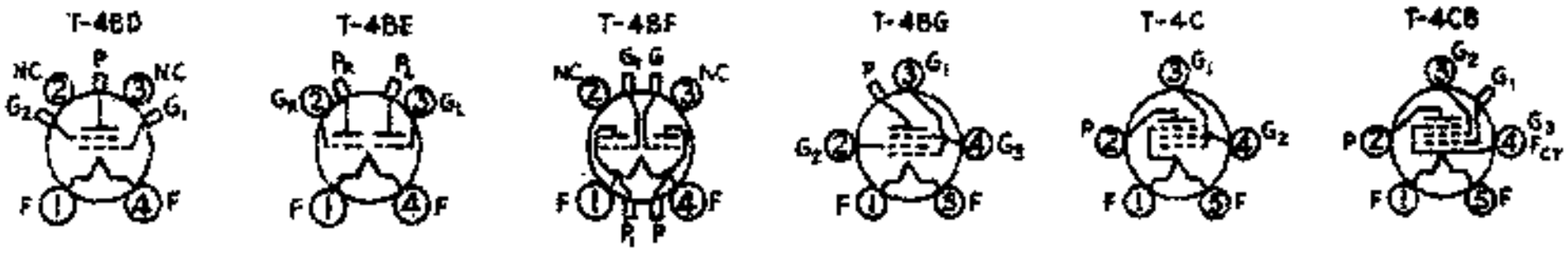

T-4CE T-4D T-4DB T-5C T-5CA T-5CB

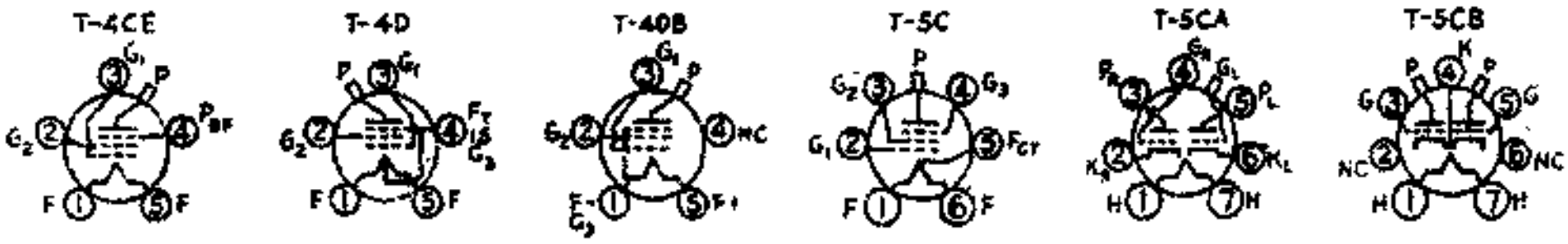

T-5D T-5DB T-5DC T-6C T-7DA T-7DC

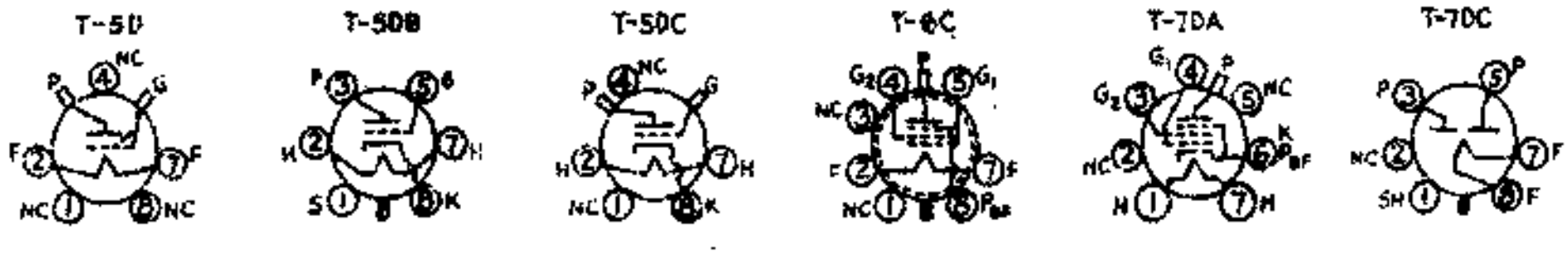

T-8AC T-8AD T-8AG T-8DB T-9E T-9G

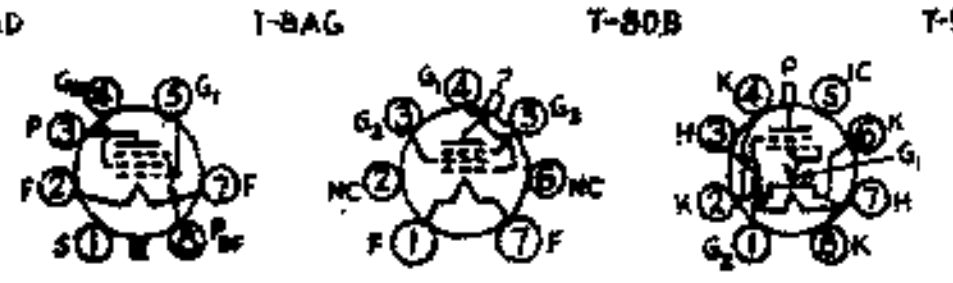

T-9P T-9I T-9J

TABLE I—METAL RECEIVING TUBES

Characteristics given in this table apply to all tubes having type numbers shown, including metal tubes, glass tubes with "G" suffix, and bantam tubes with "GT" suffix. For "G" and "GT" tubes not listed (not having metal counterparts), see Tables II, VII, VIII and IX.

Type	Name	Socket Connections	Fil. or Heater Volts	Fil. or Heater Amp.	Capacitance μμfd. In	Capacitance μμfd. Out	Capacitance μμfd. Plate-Grid	Use	Plate Supply Volts	Grid Bias	Screen Volts	Screen Current Ma.	Plate Current Ma.	Plate Resistance Ohms	Transconductance Micromhos	Amp. Factor	Load Resistance Ohms	Power Output Watts	Type
6A8	Pentagrid Converter	8A	6.3	0.3	Osc. Grid leak = 50000Ω			Converter	250	−3.0	100	2.7	3.5	Anode-grid (No. 2) 250 volts max. thru 20,000 ohms					6A8
6AB7 1853	Remote Cutoff Pentode	8N	6.3	0.45	8	5	0.015	Class-A Amp.	300	−3.0	200	3.2	12.5	700000	5000	3500	—	—	6AB7 1853
6AC7 1852	Sharp Cutoff Pentode	8N	6.3	0.45	11	5	0.015	Class-A Amp.	300	160*	150	2.5	10	1000000	9000	6750	—	—	6AC7 1852
6AG7	Sharp Cut-off Pentode	8Y	6.3	0.65	13	7.5	0.06	Class-A1 Amp.	300	−3.0	150	7/9	30/30.5	130000	11000	—	10000	3.0	6AG7
6AJ7	Sharp Cut-off Pentode	8N	6.3	0.43	—	—	—	Class-A Amp.	300	160*	300	2.5	10	1000000	9000	—	—	—	6AJ7
6AK7	Pentode Power Amp.	8Y	6.3	0.65	13	7.5	0.06	Class-A Amp.	300	−3	150	7	30	130000	11000	—	10000	3.0	6AK7
6B8	Duplex-Diode Pentode	8E	6.3	0.3	6	9	0.005	Class-A Amp.	250	−3.0	125	2.3	9.0	650000	1125	730	—	—	6B8
6C5	Triode	6Q	6.3	0.3	3	11	2	Class-A Amp.	250	−8.0	—	—	8.0	10000	2000	20	—	—	6C5
								Bias Detector	250	−17.0	—	—	Plate current adjusted to 0.2 ma. with no signal						
6F5	High-μ Triode	5M	6.3	0.3	5.5	4	2.3	Class-A Amp.	250	−1.3	—	—	0.2	66000	1500	100	—	—	6F5
6F6	Pentode Power Amplifier	7S	6.3	0.7	6.5	13	0.2	Class-A1 Pent.[5]	250	−16.5	250	6.5	36 [7]	80000	2500	200	7000	3.2	6F6
									315	−22.0	315	8.0	42	75000	2650	200	7000	5.0	
								Class-A1 Triode[1]	250	−20.0	—	—	34 [7]	2600	2600	6.8	4000	0.85	
								Class-AB2 Amp.[5]	375	340*	250	8/18	54/77	Power output for 2 tubes at stated load, plate-to-plate			10000[6]	19.0	
								Class-AB1 Amp.[6]	375	−26.0	250	5/19.5	34/82				10000[6]	18.5	
								Class-AB2 Amp.[1,9]	350	730*	—	—	50/61	—	—	—	10000[6]	9	
									350	−38	—	—	48/92	—	—	—	6000[6]	13	
6H6	Twin Diode	7Q	6.3	0.3	—	—	—	Rectifier	Max. a.c. voltage per plate = 150 r.m.s. Max. output current 8.0 ma. d.c.										6H6
6J5	Triode	6Q	6.3	0.3	3.4	3.6	3.4	Class-A Amp.	250	−8.0	—	—	9	7700	2600	20	—	—	6J5
6J7	Sharp Cut-off Pentode	7R	6.3	0.3	7	12	0.005	R.F. Amp.	250	−3.0	100	0.5	2.0	1.5 meg.	1225	1500	—	—	6J7
								Bias Detector	250	−4.3	100	Cathode current 0.43 ma.			—	—	0.5 meg.	—	
6K7	Variable-μ Pentode	7R	6.3	0.3	7	12	0.005	R.F. Amp.	250	−3.0	125	2.6	10.5	600000	1650	990	—	—	6K7
								Mixer	250	−10.0	100	—	—	—	Oscillator peak volts = 7.0				
6K8	Triode-Hexode	8K	6.3	0.3	—	—	—	Converter	250	−3.0	100	6	2.5	Triode Plate (No. 2) 100 volts, 3.8 ma.					6K8
6L6	Beam Power Amplifier	7AC	6.3	0.9	10	12	0.4	Single Tube Class A1	250	170*	250	5.4/7.2	75/78	—	—	—	2500	6.5	6L6
									300	220*	200	3.0/4.6	51/54.5	—	—	—	4500	6.5	
								Single Tube Class A1	250	−14.0	250	5.0/7.3	72/79	22500	6000	—	2500	6.5	
									350	−18.0	250	2.5/7.0	54/66	33000	5200	—	4200	10.8	
								P.P. Class A1[8]	270	125*	270	11/17	134/145	—	—	—	5000[6]	18.5	
								P.P. Class A1[8]	250	−16.0	250	10/16	120/140	24500	5500	—	5000[6]	14.5	
									270	−17.5	270	11/17	134/155	23500	5700	—	5000[6]	17.5	
								P.P. Class AB1[5]	360	250*	270	5/17	88/100	Power output for 2 tubes. Load plate-to-plate			9000[6]	24.5	
								P.P. Class AB1[6]	360	−22.5	270	5/15	88/132				6600[6]	26.5	
								P.P. Class AB2[5]	360	−18.0	225	3.3/11	78/142				6000[6]	31.0	
									360	−22.5	270	5/16	88/205				3800[6]	47.0	
6L7	Pentagrid Mixer Amplifier	7T	6.3	0.3	—	—	—	R.F. Amp.	250	−3.0	100	5.5	5.3	800000	1100	—	—	—	6L7
								Mixer	250	−6.0	150	8.3	3.3	Over 1 meg.	Oscillator-grid (No. 3) voltage = −15				
6N7	Twin Triode	8B	6.3	0.8	—	—	—	Class-B Amp.	300	0	—	—	35/70	—	—	—	8000	10.0	6N7
6Q7	Duplex-Diode Triode	7V	6.3	0.3	5	3.8	1.4	Triode Amp.	250	−3.0	—	—	1.1	58000	1200	70	—	—	6Q7
6R7	Duplex-Diode Triode	7V	6.3	0.3	4.8	3.8	2.4	Triode Amp.	250	−9.0	—	—	9.5	8500	1900	16	10000	0.28	6R7
6S7	Remote Cut-off Pentode	7R	6.3	0.15	8.5	10.5	0.005	Class-A Amp.	250	−3.0	100	2.0	8.5	1000000	1750	—	—	—	6S7
6SA7	Pentagrid Converter	8R[1]	6.3	0.3	—	—	—	Converter	250	0[3]	100	8.0	3.4	800000	Grid No. 1 resistor 20000 ohms				6SA7
6SB7Y	Pentagrid Converter	8R	6.3	0.3	9.6	9.2	—	Converter	100	−1	100	10.2	3.6	500000	900	—	—	—	6SB7Y
								Converter	250	−1	100	10	3.8	1000000	950	—	—	—	
					Osc. Section in 88–108 Mc. Serv.				250	22000[4]	12000[4]	12.4/12.5	6.8/6.5	—	—	—	—	—	
6SC7	Twin-Triode	8S	6.3	0.3	—	—	—	Class-A Amp.	250	−2.0	—	—	2.0	53000	1325	70	—	—	6SC7

TABLE I—METAL RECEIVING TUBES—*Continued*

Type	Name	Socket Connections	Fil. or Heater Volts	Fil. or Heater Amp.	Capacitance μμfd. In	Capacitance μμfd. Out	Capacitance μμfd. Plate-Grid	Use	Plate Supply Volts	Grid Bias	Screen Volts	Screen Current Ma.	Plate Current Ma.	Plate Resistance Ohms	Transconductance Micromhos	Amp. Factor	Load Resistance Ohms	Power Output Watts	Type
6SF5	High-μ Triode	6AB	6.3	0.3	4	3.6	2.4	Class-A Amp.	250	−2.0	—	—	0.9	66000	1500	100	—	—	6SF5
6SF7	Diode Variable-μ Pentode	7AZ	6.3	0.3	3.5	6	0.004	Class-A Amp.	250	−1.0	100	3.3	12.4	700000	2050	—	—	—	6SF7
6SG7	Semivariable-μ Pentode	8BK	6.3	0.3	8.5	7	0.003	H.F. Amp.	250	−2.5	150	3.4	9.2	Over 1 meg	4000	—	—	—	6SG7
6SH7	Sharp Cut-off Pentode	8BK	6.3	0.3	8.5	7	0.003	Class-A Amp.	250	−1.0	150	4.1	10.8	900000	4900	—	—	—	6SH7
6SJ7[4]	Sharp Cut-off Pentode	8N	6.3	0.3	6	7	0.005	Class-A Amp.	250	−3.0	100	0.8	3	1500000	1650	2500	—	—	6SJ7
6SK7	Variable-μ Pentode	8N	6.3	0.3	6	7	0.003	Class-A Amp.	250	−3.0	100	2.4	9.2	800000	2000	1600	—	—	6SK7
6SQ7	Duplex-Diode Triode	8Q	6.3	0.3	3.2	3.0	1.6	Class-A Amp.	250	−2.0	—	—	0.8	91000	1100	100	—	—	6SQ7
6SR7	Duplex-Diode Triode	8Q	6.3	0.3	3.6	2.8	2.40	Class-A Amp.	250	−9.0	—	—	9.5	8500	1900	16	—	—	6SR7
6SS7	Variable-μ Pentode	8N	6.3	0.15	5.5	7.0	0.004	Class-A Amp.	250	−3.0	100	2.0	9.0	1000000	1850	—	—	—	6SS7
6ST7	Duplex-Diode Triode	8Q	6.3	0.15	2.8	3	1.50	Class-A Amp.	250	−9.0	—	—	9.5	8500	1900	16	—	—	6ST7
6SV7	Diode R.F. Pentode	7AZ	6.3	0.3	6.5	6	0.004	Class-A Amp.	250	−1	150	2.8	7.5	800000	3400	—	—	—	6SV7
6SZ7	Duplex-Diode Triode	8Q	6.3	0.15	2.6	2.8	1.10	Class-A Amp.	250	−3	—	—	1.0	58000	1250	70	—	—	6SZ7
6T7	Duplex-Diode Triode	7V	6.3	0.15	1.8	3.1	1.70	Class-A Amp.	250	−3.0	—	—	1.2	62000	1050	65	—	—	6T7
6V6	Beam Power Amplifier	7AC	6.3	0.45	2.0	7.5	0.7	Class-A1 Amp.[5]	250	−12.5	250	4.5/7.0	45/47	52000	4100	218	5000	4.5	6V6
								Class-AB1 Amp.[6]	250	−15.0	250	5/13	70/79	60000	3750	—	10000[8]	10.0	
									285	−19.0	285	4/13.5	70/92	65000	3600	—	8500[8]	14.0	
1611	Pentode Power Amplifier	7S	6.3	0.7	—	—	—	Audio Amp.	Characteristics same as 6F6										1611
1612	Pentagrid Amplifier	7T	6.3	0.3	7.5	11	0.001	Class-A Amp.	250	−3.0	100	6.5	5.5	600000	1100	880	—	—	1612
1620	Sharp Cut-off Pentode	7R	6.3	0.3	—	—	—	Class-A Amp.	Characteristics same as 6J7										1620
1621	Power Amplifier Pentode	7S	6.3	0.7	—	—	—	Class-AB2 Amp.[6]	300	−30.0	300	6.5/13	38/69	—	—	—	4000[8]	5.0	1621
								Class-A1 Amp.[5,1]	330	500*	—	—	55/59	—	—	—	5000[8]	2.0	
1622	Beam Power Amplifier	7AC	6.3	0.9	—	—	—	Class-A1 Amp.	300	−20.0	250	4/10.5	86/125	—	—	—	4000	10.0	1622
1851	Television Amp. Pentode	7R	6.3	0.45	11.5	5.2	0.02	Class-A Amp.	300	−2.0	150	2.5	10	750000	9000	6750	—	—	1851
5693	Sharp Cut-off Pentode	8N	6.3	0.3	5.5	6.2	0.005	Class-A Amp.	250	−3	100	0.85	3.0	1000000	1650	—	—	—	5693

* Cathode resistor-ohms.
[1] Screen tied to plate.
[2] For 6SA7GT use base diagram 8AD.
[3] Grid bias—2 volts if separate oscillator excitation is used.
[4] Also Type "6SJ7Y."
[5] Values are for single tube.
[6] Values are for two tubes in push-pull.
[7] Max.-signal value.
[8] Plate-to-plate value.
[9] Osc. grid leak—[illegible]

TABLE II—6.3-VOLT GLASS TUBES WITH OCTAL BASES

(For "G" and "GT"-Type Tubes Not Listed Here, See Equivalent Type in Table I; Characteristics and Connections Will Be Identical)

Type	Name	Socket Connections	Fil. or Heater Volts	Fil. or Heater Amp.	Capacitance μμfd. In	Capacitance μμfd. Out	Capacitance μμfd. Plate-Grid	Use	Plate Supply Volts	Grid Bias	Screen Volts	Screen Current Ma.	Plate Current Ma.	Plate Resistance Ohms	Transconductance Micromhos	Amp. Factor	Load Resistance Ohms	Power Output Watts	Type
2B22	Diode	Fig. 37	6.3	0.75	2.2	—	—	U.h.f. Detector		Average cathode Ma. = 5; Output volts = 50 d.c.; Load resistance = 10000Ω.									2B22
2C22	Triode	7AM	6.3	0.3	2.2	0.7	3.60	Class-A Amp.	300	−10.5	—	—	11	6600	3000	20	—	—	2C22
6A5GT	Triode Power Amplifier	6T	6.3	1.0	—	—	—	Class-A Amp.[1]	250	−45.0	—	—	60	800		4.2	2500	3.75	6A5GT
								P.P. Class AB[6]	325	−68.0	—	—	80	—	5250	—	3000[8]	15.0	
								P.P. Class AB[6]	325	850*			80	—		—	5000[8]	10.0	
6AB6G	Direct-Coupled Amplifier	7AU	6.3	0.5	—	—	—	Class-A Amp.	250	0	Input		5.0	40000	1800	72	8000	3.5	6AB6G
									250	0	Output		34						
6AC5GT	High-μ Power-Amplifier Triode	6Q	6.3	0.4	—	—	—	P.P. Class B[6]	250	0	—	—	5.6	36700	3400	125	10000[8]	8.0	6AC5GT
								Dyn.-Coupled	250	—	—	—	32				7000	3.7	
6AC6G	Direct-Coupled Amplifier	7AU	6.3	1.1	—	—	—	Class-A Amp.	180	0	Input		7.0	—	3000	54	4000	3.8	6AC6G
									180	0	Output		45						
6AD5G	High-μ Triode	6Q	6.3	0.3	4.1	3.9	3.3	Class-A Amp.	250	−2.0	—	—	0.9	—	1500	100	—	—	6AD5G
6AD6G	Electron-Ray Tube	7AG	6.3	0.15	—	—	—	Indicator	100	0 for 90°; −23 for 135°; 45 for 0°. Target current 1.5 ma. for 0°.									6AD6G
6AD7G	Triode-Pentode	8AY	6.3	0.85	—	—	—	Triode Amp.	250	−25.0	—	—	4.0	19000	325	6.0	—	—	6AD7G
								Pentode Amp.	250	−16.5	250	6.5	34	80000	2500	—	7000	3.2	
6AE5G	Triode Amplifier	6Q	6.3	0.3	—	—	—	Class-A Amp.	95	−15.0	—	—	7.0	3500	1200	4.2	—	—	6AE5G

TABLE II—6.3-VOLT GLASS TUBES WITH OCTAL BASES—*Continued*

Type	Name	Socket Connections	Fil. or Heater Volts	Fil. or Heater Amp.	Capacitance μμfd. In	Capacitance μμfd. Out	Capacitance μμfd. Plate-Grid	Use	Plate Supply Volts	Grid Bias	Screen Volts	Screen Current Ma.	Plate Current Ma.	Plate Resistance Ohms	Transconductance Micromhos	Amp. Factor	Load Resistance Ohms	Power Output Watts	Type
6AE7GT[10]	Twin-Input Triode	7AX	6.3	0.5	—	—	—	Driver Amplifier	250	−13.5	—	—	5.0	9300	1500	14	—	—	6AE7GT
6AF5G	Triode	6Q	6.3	0.3	—	—	—	Class-A Amplifier	180	−18.0	—	—	7.0	—	1500	7.4	—	—	6AF5G
6AF7G	Twin Electron Ray	8AG	6.3	0.3	—	—	—	Indicator Tube											6AF7G
6AG6G[10]	Power-Amplifier Pentode	7S	6.3	1.25	—	—	—	Class-A Amplifier	250	−6.0	250	6.0	32	—	10000	—	8500	3.75	6AG6G
6AH5G	Beam Power Amplifier	6AP	6.3	0.9	—	—	—	Class-A Amplifier	350	−18	250	—	—	33000	5200	—	4200	10.8	6AH5G
6AH7GT	Twin Triode	8BE	6.3	0.3	—	—	—	Converter & Amp.	250	−9.0	—	—	12[1]	6600	2400	16	—	—	6AH7GT
6AL6G	Beam Power Amplifier	6AM	6.3	0.9	—	—	—	Class-A Amplifier	250	−14.0	250	5.0	72	22500	6000	—	2500	6.5	6AL6G
6AL7GT	Electron-Ray Tube	8CH	6.3	0.15	—	—	—	Indicator	Outer edge of any of the three illuminated areas displaced 1/16 in. min. outward with +5 volts to its electrode. Similar inward disp. with − 5 volts. No pattern with −6 volts grid.										6AL7GT
6AQ7GT	Duplex Diode Triode	8CK	6.3	0.3	2.3	1.5	2.8	Class-A Amplifier	250	−2.0	—	—	2.3	44000	1600	70	—	—	6AQ7GT
6AR6	Beam Power Amp.	6BQ	6.3	1.2	11	7	0.55	Class-A Amplifier	250	−22.5	250	5	77	21000	5400	95	—	—	6AR6
6AS7G	Low-Mu Twin Triode	8BD	6.3	2.5	—	—	—	D.C. Amplifier	135	250*	—	—	125	280	7500	2.1	—	—	6AS7G
								Class-A1 Amp. P.P.	250	2500*	—	—	100/106	280	225*	—	6000*	13	
6AU5GT	Beam Pentode	6CK	6.3	1.25	11.3	7	0.5	Horz. Def. Amp.	450[11]	−50[11]	—	—	100[11]	Peak pos. plate pulse = 5000 volts.					6AU5GT
6AV5GT	Beam Pentode	6CK	6.3	1.2	—	—	—	Horz. Def. Amp.	500[11]	−50[11]	175[11]	—	100[11]	Peak pos. plate pulse = 4500 volts.					6AV5GT
6B4G	Triode Power Amplifier	5S	6.3	1.0	—	—	—	Power Amplifier	Characteristics same as Type 6A3—Table IV							—	—	—	6B4G
6B6G	Duplex-Diode High-μ Triode	7V	6.3	0.3	1.7	3.8	1.7	Detector-Amplifier	Characteristics same as Type 75—Table IV							—	—	—	6B6G
6BD5GT	Beam Pentode	6CK	6.3	0.9	—	—	—	Horz. Def. Amp.	325[11]	—	325[11]	—	100[11]	Peak pos. plate pulse = 4000 volts.					6BD5GT
6BL7GT	Double Triode	8BD	6.3	1.5	4.4	1.1	4	Class-A Amp.	250	−9	—	—	40[1]	2000	7000	14	—	—	6BL7GT
6BQ6GT	Beam Pentode	6AM	6.3	1.2	—	—	—	Deflection Amp.	550[11]	—	150	—	100[11]	Peak pos. plate pulse = 4000 volts.					6BQ6GT
6BG6	Beam Power Amplifier	5BT	6.3	0.9	11	6.5	0.5	Deflection Amp.	700[11]	−50[11]	350	—	100[11]	Peak pos. plate pulse = 6000 volts.					6BG6
6C8G	Twin Triode	8G	6.3	0.3	—	—	—	Amp. 1 Section	250	−4.5	—	—	3.1	26000	1450	38	—	—	6C8G
6CD6G	Beam Pentode	5BT	6.3	2.5	26	10	1.8	Horz. Def. Amp.	700[11]	−50[11]	175[11]	—	170[11]	Peak pos. plate pulse = 6000 volts.					6CD6G
6D8G	Pentagrid Converter	8A	6.3	0.15	—	—	—	Converter	250	−3.0	100	Cathode current 13.0 Ma.			Anode grid (No. 2) Volts = 250[3]				6D8G
6E8G[10]	Triode-Hexode Converter	8O	6.3	0.3	—	—	—	Converter	250	−2.0	Triode Plate 150 volts								6E8G
6F8G	Twin Triode	8G	6.3	0.6	—	—	—	Amplifier	250	−8.0	—	—	9[1]	7700	2600	20	—	—	6F8G
6G6G	Pentode Power Amplifier	7S	6.3	0.15	—	—	—	Class-A Amplifier	180	−9.0	180	2.5	15	175000	2300	400	10000	1.1	6G6G
								Class-A Amplifier[3]	180	−12.0	—	—	—	4750	2000	9.5	12000	0.25	
6H4GT	Diode Rectifier	5AF	6.3	0.15	—	—	—	Detector	100	—	—	—	4.0	—	—	—	—	—	6H4GT
6H8G	Duo-Diode High-μ Pentode	8E	6.3	0.3	—	—	—	Class-A Amplifier	250	−2.0	100	—	8.5	650000	2400	—	—	—	6H8G
6J8G[11]	Triode Heptode	8H	6.3	0.3	—	—	—	Converter	250	−3.0	100	2.8	1.2	Anode-grid (No. 2) 250 volts max. 1.5 ma.					6J8G
6K5GT[12]	High-μ Triode	5U	6.3	0.3	2.4	3.6	2.0	Class-A Amplifier	250	−3.0	—	—	1.1	50000	1400	70	—	—	6K5GT
6K6GT	Pentode Power Amplifier	7S	6.3	0.4	—	—	—	Class-A Amplifier	Characteristics same as Type 41—Table IV										6K6GT
6L5G	Triode Amplifier	6Q	6.3	0.15	2.8	5.0	2.8	Class-A Amplifier	250	−9.0	—	—	8.0	—	1900	17	—	—	6L5G
6M6G[10]	Power Amplifier Pentode	7S	6.3	1.2	—	—	—	Class-A Amplifier	250	−6.0	250	4.0	36	—	9500	—	5000	4.4	6M6G
6M7G	Pentode Amplifier	7F	6.3	0.3	—	—	—	R.F. Amplifier	250	−2.5	125	2.8	10.5	900000	3400	—	—	—	6M7G
6M8GT	Diode Triode Pentode	8AU	6.3	0.6	—	—	—	Triode Amplifier	100	—	—	—	0.5	91000	1100	—	—	—	6M8GT
								Pentode Amplifier	100	−3.0	100	—	8.5	200000	1900	—	—	—	
6N6G[10]	Direct-Coupled Amplifier	7AU	6.3	0.8	—	—	—	Power Amplifier	Characteristics same as Type 6B5—Table IV							—	—	—	6N6G
6P5GT[10]	Triode Amplifier	6Q	6.3	0.3	3.4	5.5	2.6	Class-A Amplifier	250	−13.5	—	—	5.0	9500	1450	13.8	—	—	6P5GT
6P7G[10]	Triode-Pentode	7U	6.3	0.3	—	—	—	Class-A Amplifier	Characteristics same as 6F7—Table IV										6P7G
6P8G	Triode-Hexode Converter	8K	6.3	0.8	—	—	—	Converter	250	−2.0	75	1.4	1.5	Triode Plate 100 v. 2.2 ma.					6P8G
6Q6G	Diode-Triode	6Y	6.3	0.15	—	—	—	Class-A Amplifier	250	−3.0	—	—	1.2	—	1050	65	—	—	6Q6G
6R6G	Pentode Amplifier	6AW	6.3	0.3	4.5	11	0.007	Class-A Amplifier	250	−3.0	100	1.7	7.0	—	1450	1160	—	—	6R6G
6S6GT	Remote Cut-off Pentode	5AK	6.3	0.45	—	—	—	R.F. Amplifier	250	−2.0	100	3.0	13	350000	4000	—	—	—	6S6GT
6S8GT	Triple Diode Triode	8CB	6.3	0.3	1.2	3	2	Class-A Amplifier	250	−2.0	—	—	0.9	91000	1100	100	—	—	6S8GT
6SD7GT	Medium Cut-off Pentode	8M	6.3	0.3	9	7.5	.0035	R.F. Amplifier	250	−2.0	100	1.9	6.0	1000000	3600	—	—	—	6SD7GT
6SE7GT	Sharp Cut-off Pentode	8N	6.3	0.3	8	7.5	.005	R.F. Amplifier	250	−1.5	100	1.5	4.5	1100000	3400	3750	—	—	6SE7GT