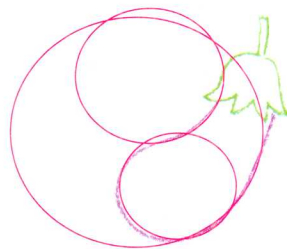






# 教你學畫畫






加量版

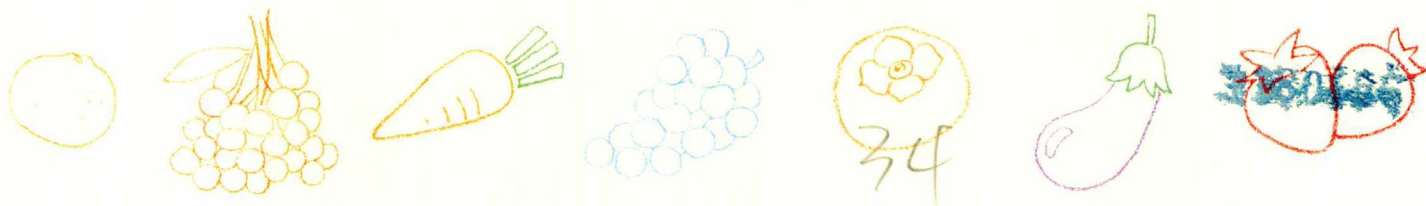
李虹◎著



教育之友文化

# 教你學顏色





## 作者的話

小朋友最常跟媽媽要求的靜態活動應該是畫畫了，媽媽們也很樂意讓孩子從事繪畫活動，因為他們會很專心又平和地畫一下午哩！

但有時候小朋友會因為某種東西不會畫而煩惱，媽媽如果有了教你學畫畫這本書就不用怕啦！甚至小朋友照著書裏的圖解也可以畫出一件很完整的物品哦！翻開書看看，李虹運用簡單的幾何形狀分解實物，讓物品變得簡單明瞭，小朋友很容易就能學會每一種東西的畫畫方法。

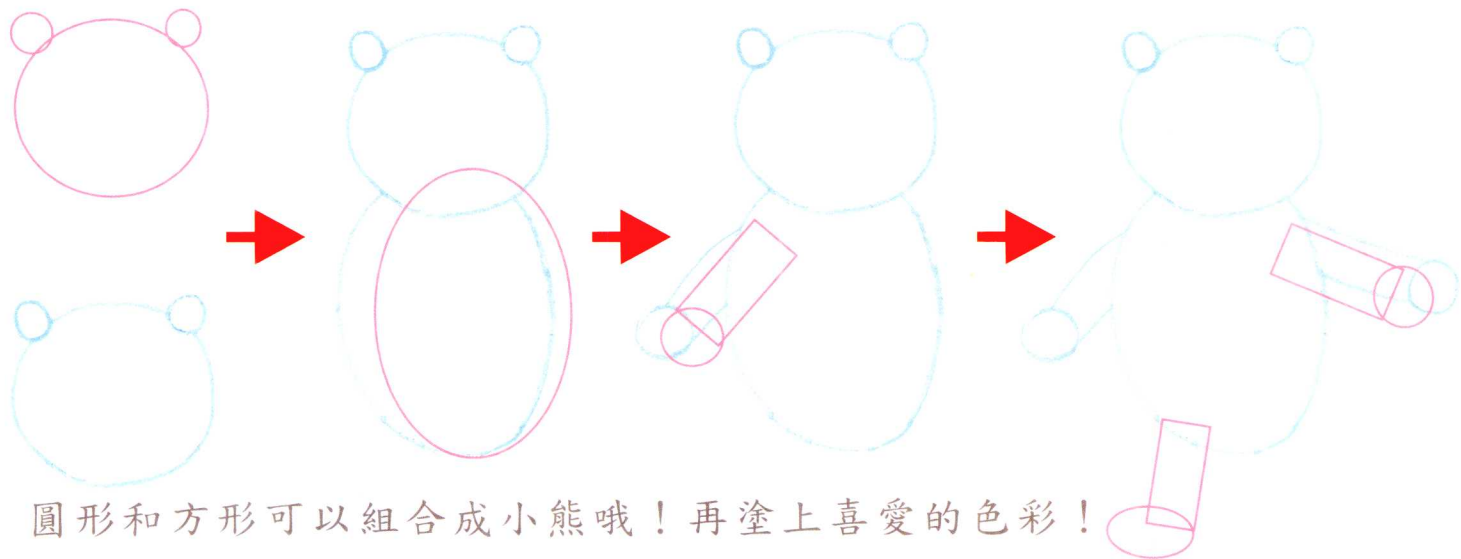
很簡單哦！快讓孩子試一試吧！

李 虹

# 動物篇




小熊	3	綿羊	18	孔雀	33
小鴨子	4	公雞	19	蜜蜂	34
企鵝	5	小狗	20	毛毛蟲	35
小鳥	6	蝸牛	21	長頸鹿	36
金魚	7	烏龜	22	兔子	37
小豬	8	老虎	23	烏鴉	38
小馬	9	蝴蝶	24	螃蟹	39
大象	10	鯨魚	25	蜻蜓	40
獅子	11	犀牛	26	青蛙	41
貓咪	12	乳牛	27	蜘蛛	42
蛇	13	猴子	28	章魚	43
河馬	14	螞蟻	29	蝙蝠	44
老鼠	15	無尾熊	30	大嘴鳥	45
鱷魚	16	袋鼠	31		
瓢蟲	17	貓頭鷹	32		

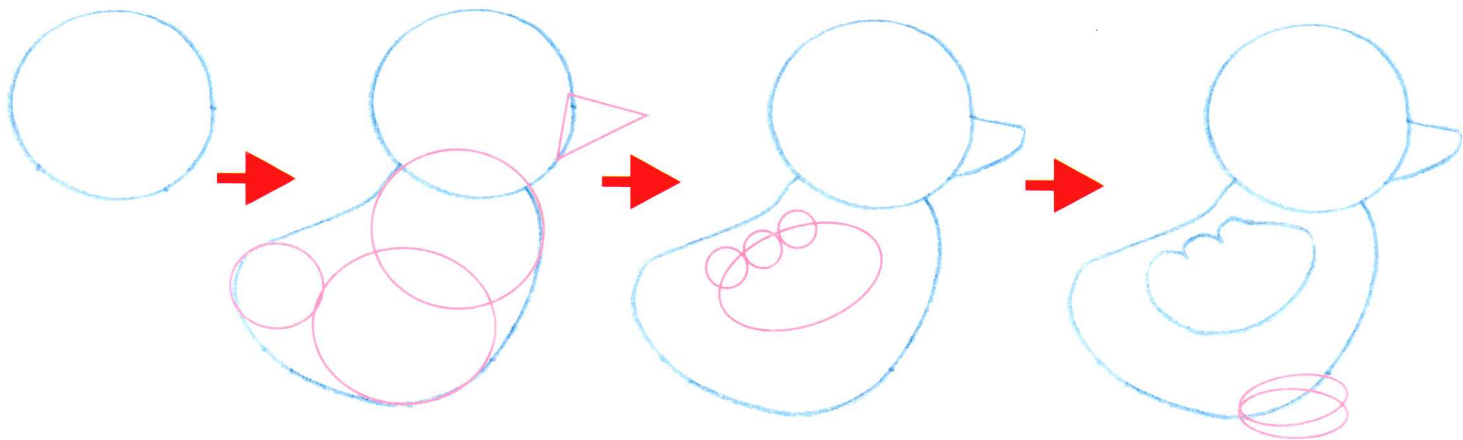


圓形和方形可以組成小熊哦！再塗上喜愛的色彩！

可愛小熊就完成囉！不要忘記畫上眼、鼻和肚臍啊！

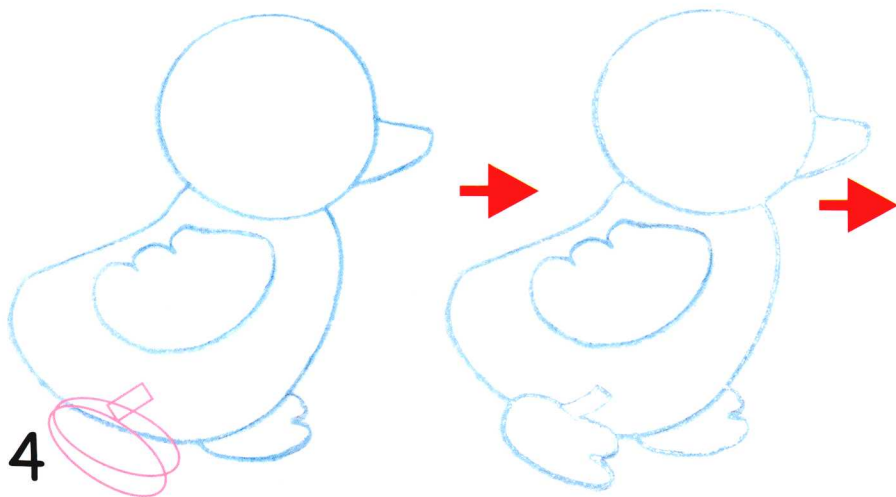







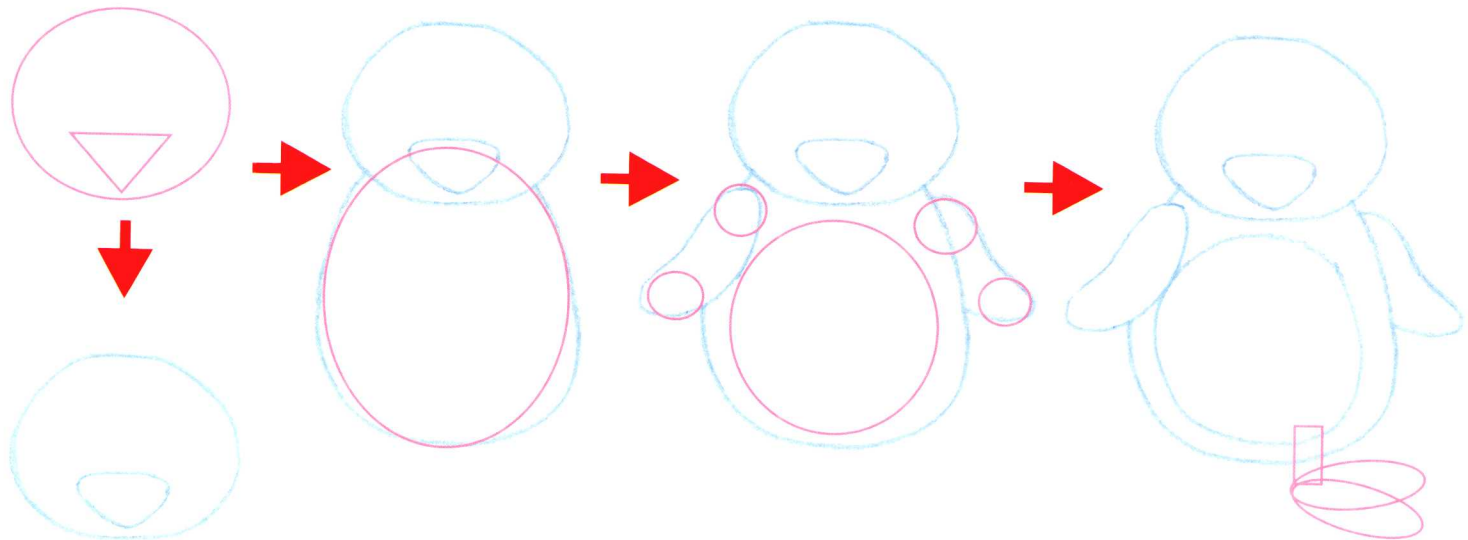
圓形和三角形可以組成小鴨哦！塗上喜愛的顏色。

可愛小鴨就完成囉！不要忘記畫上眼睛呀！




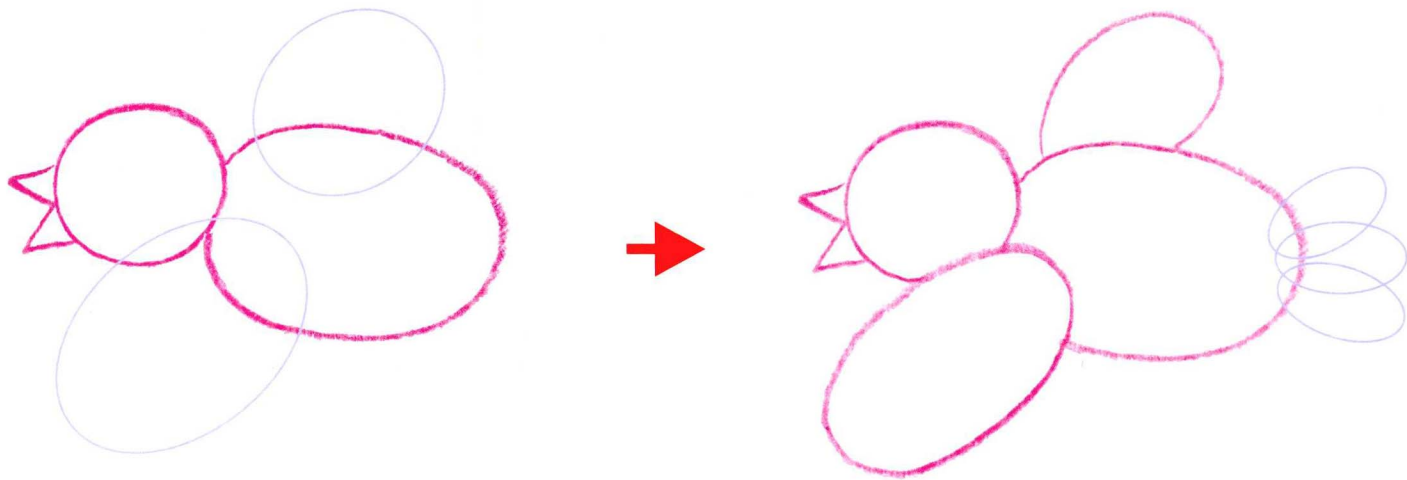
4






圓形、三角形、方形和橢圓形還可以組合成小企鵝，再塗上顏色。可愛小企鵝就完成囉！



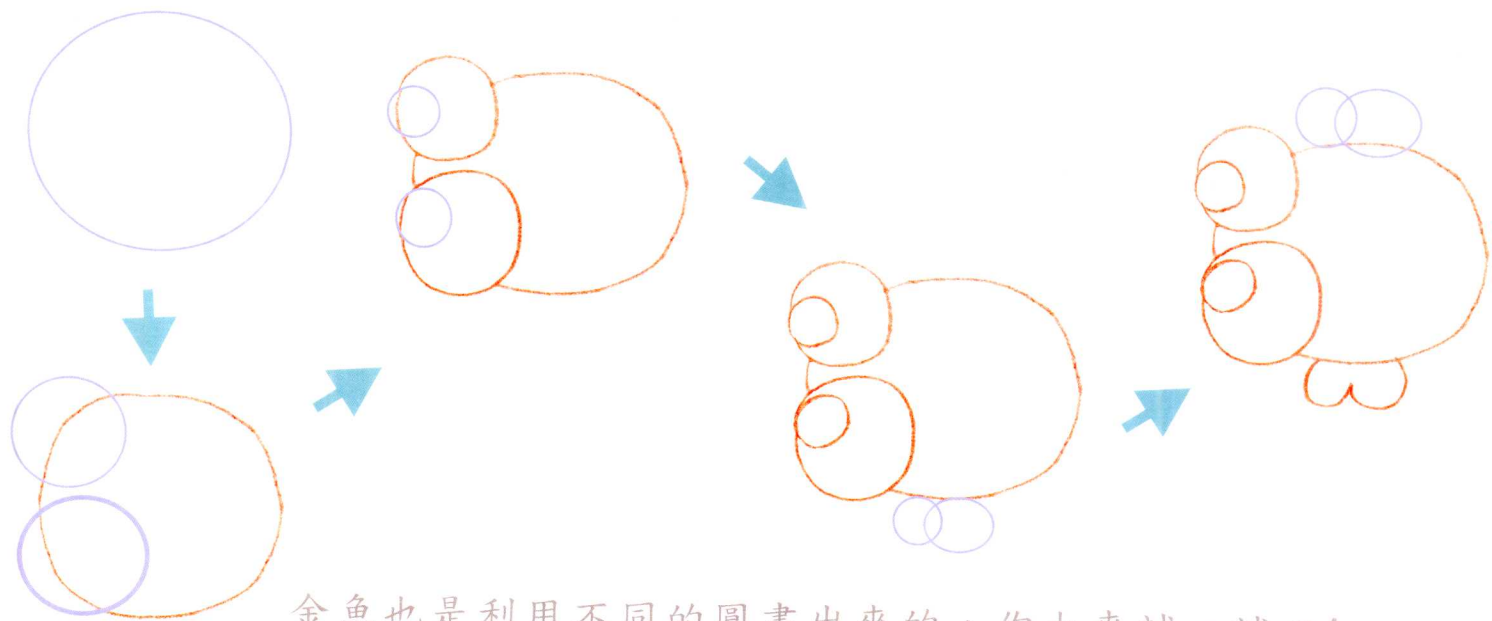


小鳥的黃橘混色不錯吧？眼睛和腳的部分，可以用剪貼或其他畫畫顏料哦！






6







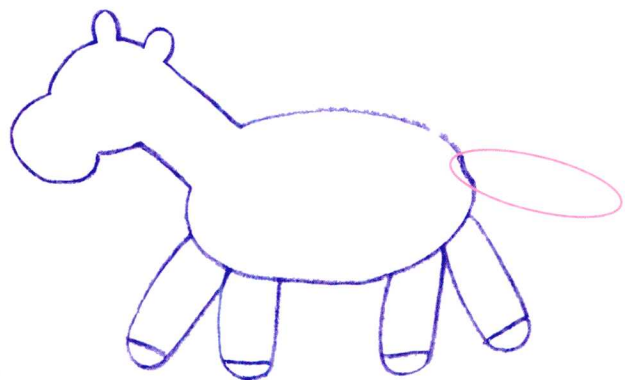
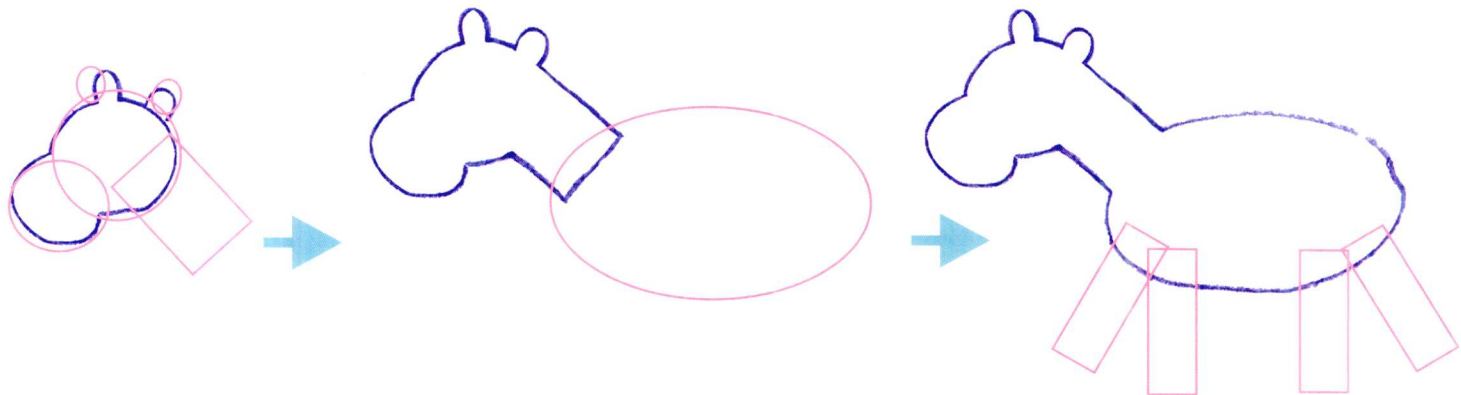
金魚也是利用不同的圓畫出來的，你也來試一試吧！  
顏色可以自由想像，不要太在意金魚原本的色彩。





小豬有胖胖圓圓的身體和三角形的耳朵，方形的豬鼻子，  
別忘記捲捲的豬尾巴！











小馬用了不少橢圓形，你發現了嗎？

還有長方形的腿和脖子！


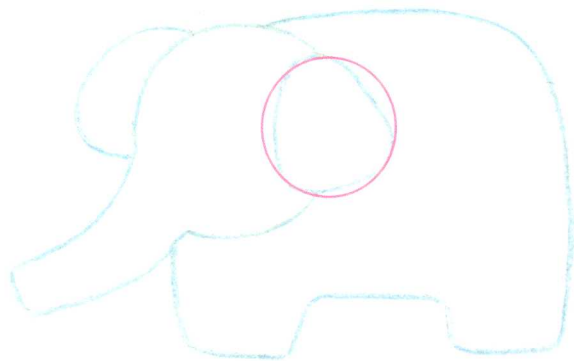
紅色的馬？



還有其他顏色的馬嗎？





大象的身體又大又壯，可以用方形來描繪，還有長長的鼻子，看！我用不同的色調塗大象的顏色，畫上眼睛，和可愛的尾巴就完成啦！







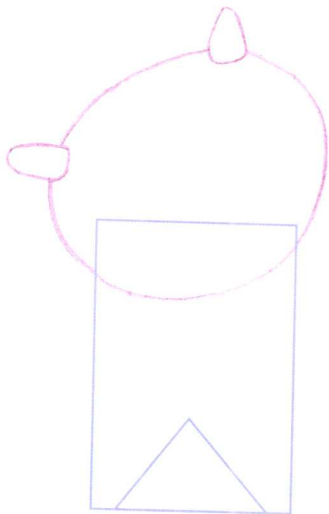


威武的獅子，用了三角形和長方形做身體。

橢圓形的耳朵，用一個圓和橢圓描畫頭，最後


不要忘記給獅子做個髮型哦！

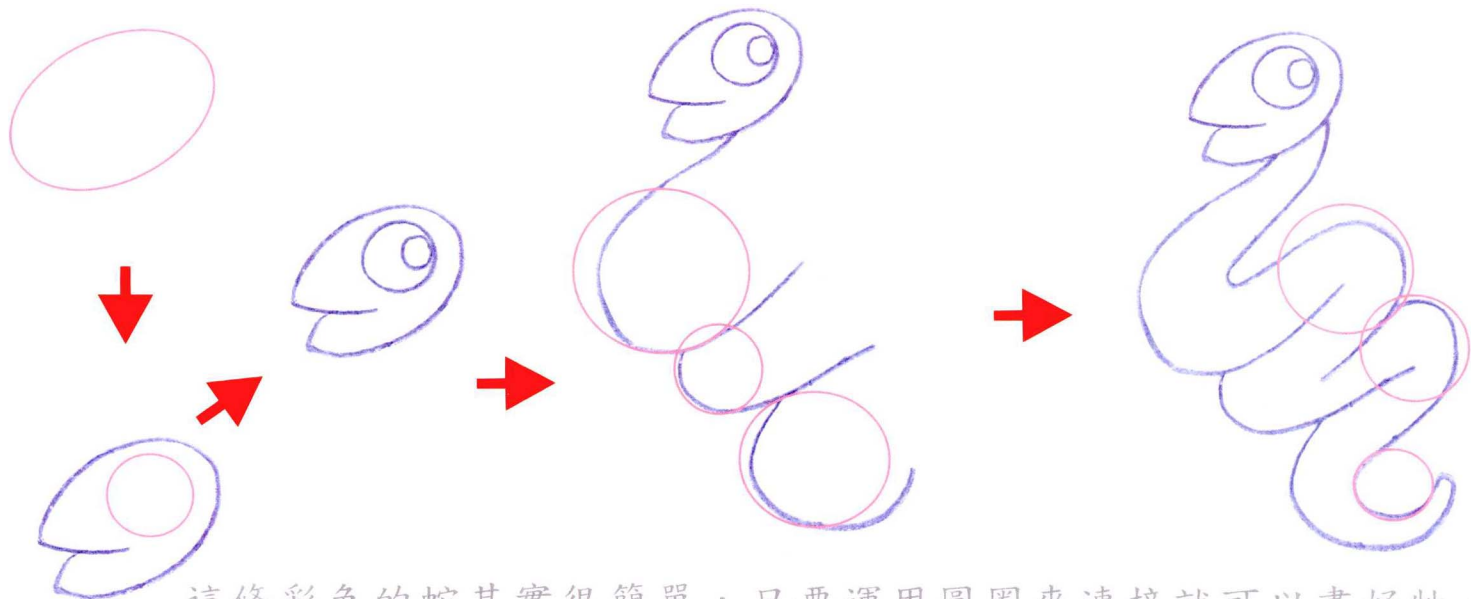






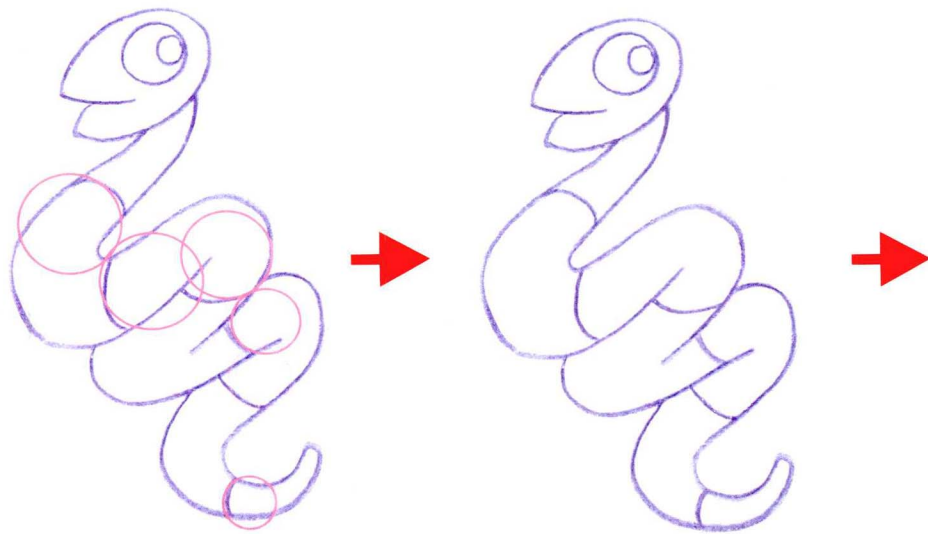
現在來畫隻綠色的小貓咪吧！



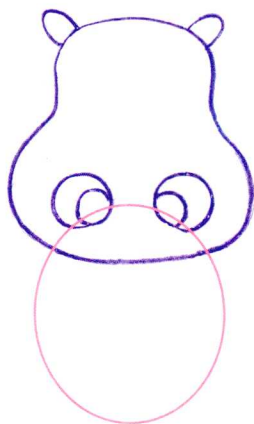






這條彩色的蛇其實很簡單，只要運用圓圈來連接就可以畫好牠。



顏色當然越鮮豔越好啦！

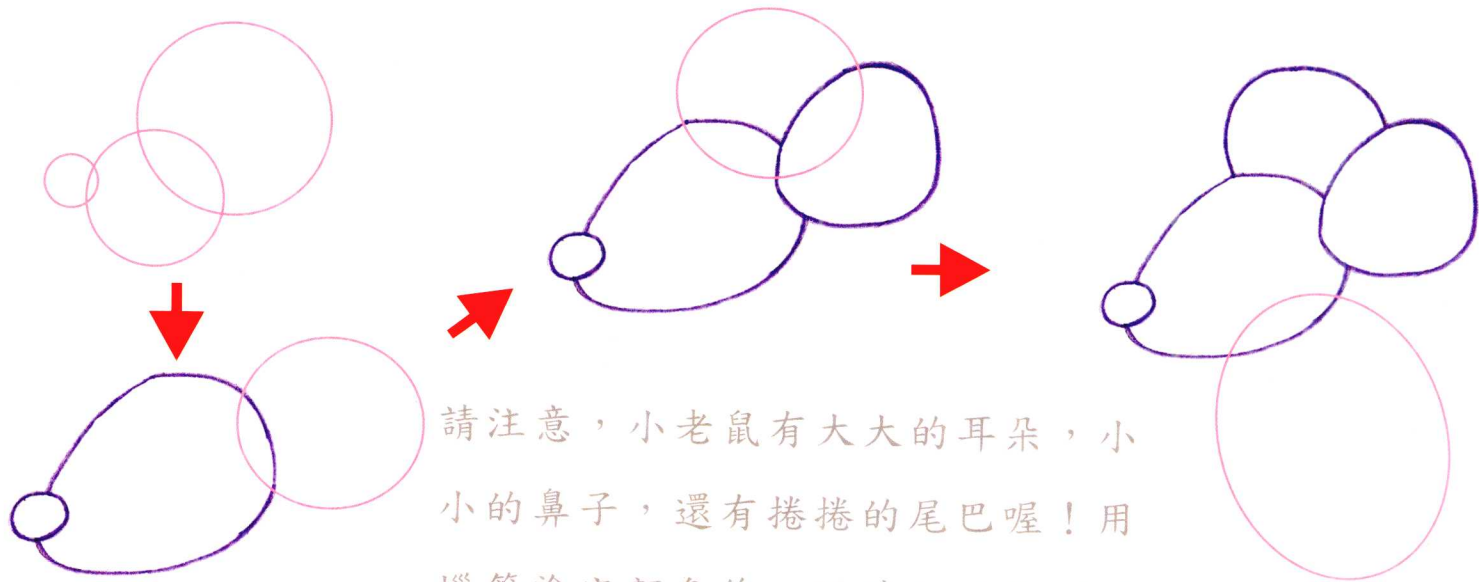




胖胖的河馬很可愛！快拿起筆來畫隻河馬吧！

仔細瞧一瞧，河馬都是圓和橢圓組合成的哦！





請注意，小老鼠有大大耳朵，小小的鼻子，還有捲捲的尾巴喔！用蠟筆塗完顏色後，眼睛和腳你可以試試用彩色筆劃看看！

