

义务教育课程标准实验教科书  
英 语

SUCCESS WITH ENGLISH

# 活动手册

ACTIVITY BOOK

(供三年级起始用)

四年级 上册



广州市教育局教学研究室 合编  
英国利兹城市大学语言研究中心  
生活·读书·新知三联书店 出版

义务教育课程标准实验教科书  
英语

# 活动手册

ACTIVITY BOOK

四年级 上册

SUCCESS WITH ENGLISH

广州市教育局教学研究室  
英国科兹城市大学语言研究中心  
生活·读书·新知三联书店

合编  
出版

**图书在版编目 (CIP) 数据**

英语活动手册. 四年级. 上 / 广州市教育局教学研究  
室, 英国利兹城市大学语言研究中心合编. —北京: 生活  
·读书·新知三联书店, 2003  
ISBN 7-108-01966-3

I. 英... II. ①广...②英... III. 英语课 — 小学 —  
教学参考资料 IV. G624. 313

中国版本图书馆CIP数据核字 (2003) 第063854号

**生活·读书·新知** 三联书店出版发行

广州新华印务有限公司印刷

(广州市惠福西路走木街30号)

787毫米×1092毫米 16开本 5.5印张 110千字

2003年8月第1版 2006年8月第4次印刷

ISBN 7-108-01966-3/H·63

定价: 4.06元

价格批准文号: 粤价[2006]138号 全国价格举报电话: 12358

如有印、装质量问题, 影响阅读, 请与承印厂 (电话020-83334890) 联系调换。

# 说 明

本活动手册是义务教育课程标准实验教科书《英语》(Success with English)四年级上册的配套材料,供学生课内或课外使用。活动手册提供给学生适当的练习材料,目的是增加学生语言学习的输入量,使学生能更好地掌握所学的知识和技能,发展综合运用语言的能力。

活动手册的听力部分配有录音带,可供学生反复使用。

本活动手册由鲁宗干编写,由教材编写委员会集体审定。

编 者  
2006年7月

# CONTENTS

## Module 1

Unit 1 .....	(1)
Units 2 and 3 .....	(5)

## Module 2

Unit 4 .....	(9)
Units 5 and 6 .....	(13)

## Module 3

Unit 7 .....	(17)
Units 8 and 9 .....	(21)

## Module 4

Unit 10 .....	(25)
Units 11 and 12 .....	(29)

## Module 5

Unit 13 .....	(33)
Units 14 and 15 .....	(37)

## Module 6

Unit 16 .....	(41)
Units 17 and 18 .....	(45)

## Module 7

Revision .....	(49)
Copy .....	(58)

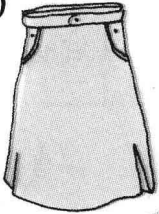
# MODULE 1

## Unit 1


1. Listen to the sentences and write the letters in the brackets. 听读句子，给衣服写上英文大写编号。



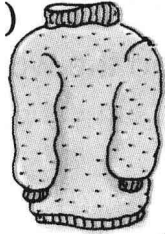
( )




( )



( )



( )



( )



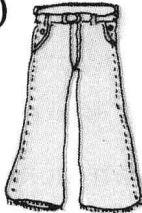
( )



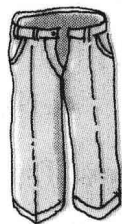
( )




( )



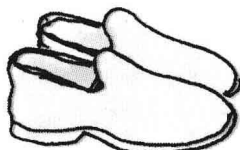
( )



( )



( )



( )








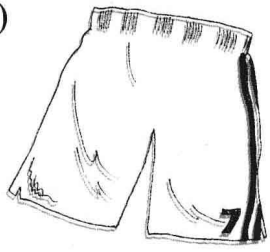
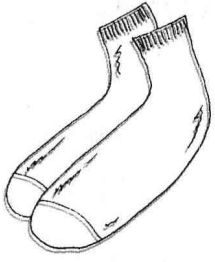




2. Listen to the sentences and write the prices. 听读句子，写出衣服的价格。

dress	89 yuan	jeans	yuan
jacket	yuan	sweater	yuan
T-shirt	yuan	skirt	yuan
shorts	yuan	shoes	yuan

3. Read the words and colour the clothes. 根据词组给衣服上颜色。

(1)  a purple dress	(2)  a green skirt	(3)  a pink blouse
(4)  a yellow T-shirt	( )  a brown jacket	( )  a black coat
( )  a pair of grey trousers	( )  a pair of white shorts	( )  a pair of blue socks

4. Complete the sentences. 用适当的单词填空使句子完整。

(1) A: What's ninety and ten?

B: \_\_\_\_\_.

(2) A: What's twenty-two and eighteen?

B: It's \_\_\_\_\_.

(3) A: What's twenty-three and thirty-five?

B: It's \_\_\_\_\_.

(4) A: \_\_\_\_\_ I help you?

B: Yes, please. \_\_\_\_\_ to buy that sweater.

\_\_\_\_\_ is it?

A: Three hundred and fifty *yuan*.

B: I'll \_\_\_\_\_ it.

(5) A: \_\_\_\_\_ are the shoes?

B: They're forty-five *yuan*.

5. Choose the right answer. 选择正确答案填空。

(1) How much \_\_\_\_\_ (is, are) this pair of socks?

\_\_\_\_\_ (It's, They're) five *yuan*.

(2) How much \_\_\_\_\_ (is, are) the trousers?

\_\_\_\_\_ (It's, They're) eighty *yuan*.

(3) Can I \_\_\_\_\_ (help, do) you?

Yes, \_\_\_\_\_ (I do, please).

(4) That's a \_\_\_\_\_ (pair, pairs) of \_\_\_\_\_ (shoe, shoes).

(5) I'd like \_\_\_\_\_ (buy, to buy) a coat.

(6) Do you have \_\_\_\_\_ (jean, a pair of jeans)?




6. Look at the pictures and read the story. Then fill in the blanks with the right letters. 看图读故事，在空格内填入适当的字母。

**Cow:** Can I help you?

**Rabbit:** Yes, please. I'd like that hat.


**Cow:** OK. Forty-five yuan.



**Rabbit:** How much is that coat?


**Cow:** Sixty-five yuan.

**Rabbit:** Thank you. I'll take it.




**Rabbit:** I'd like a sweater, two pairs of jeans, three pairs of shoes and five T-shirts.

**Cow:** All right.



**Rabbit:** Oh, these clothes are very heavy. Ouch (哎哟)!



(1) There are c \_\_\_\_\_ in the shop.

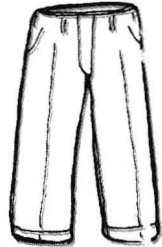


(2) The coat is s \_\_\_\_\_ yuan.

(3) The clothes are h \_\_\_\_\_.

# MODULE 1

## Units 2 and 3


1. Listen to the sentences and colour the clothes. 听读句子，给衣服上颜色。



# MODULE 1 Units 2 and 3

2. Listen and match the clothes with their owners by drawing lines.


根据听到的内容用线把衣服和它的主人连接起来。




Ben



Yongxian




Janet



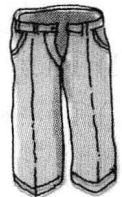


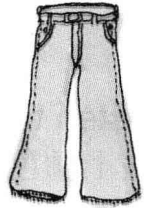
Jiamin





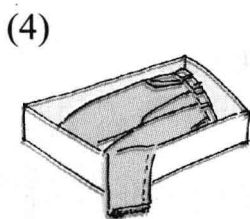
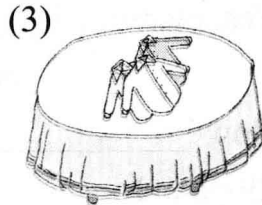
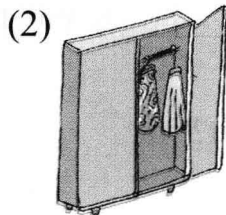
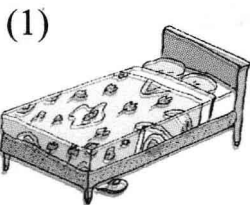
Mike



Mr Chen



3. Look at the pictures and write the words. 看图并在空格中写单词。



- (1) There \_\_\_\_\_ a \_\_\_\_\_ under the bed.  
 (2) There \_\_\_\_\_ two \_\_\_\_\_ in the wardrobe.  
 (3) There \_\_\_\_\_ three \_\_\_\_\_ on the table.  
 (4) There \_\_\_\_\_ a pair of \_\_\_\_\_ in the box.  
 (5) The boy \_\_\_\_\_ one sock.  
 (6) The girls \_\_\_\_\_.

4. Choose the right answers. 选择正确答案填空。

- (1) \_\_\_\_\_ (Who's, Whose) shirt is this?  
 It's Ben's.  
 (2) There are two \_\_\_\_\_ (pair, pairs) of jeans in the box.  
 (3) That's the \_\_\_\_\_ (woman, woman's) skirt.  
 (4) How \_\_\_\_\_ (much, many) is the coat?  
 Two hundred *yuan*.  
 (5) How \_\_\_\_\_ (much, many) pairs of shoes are there under the bed?  
 There are three pairs.  
 (6) I'd like \_\_\_\_\_ (buy, to buy) a pair of socks.

# MODULE 1 Units 2 and 3

5. Complete the dialogue. 补全对话。

A: Hello. \_\_\_\_\_ I help you?

B: Yes, please. I'd \_\_\_\_\_ to buy that skirt.

A: \_\_\_\_\_ you are.

B: How \_\_\_\_\_ is it?


A: 29 pounds.

B: I'll \_\_\_\_\_ it.

A: Here \_\_\_\_\_ . Thank you.

B: Bye!

6. Draw your school uniform and describe it. 画出你的校服并描述它。



# MODULE 2

## Unit 4

1. Listen. Then match the names and the pictures by drawing lines.  
根据听到的内容把人物的姓名和人物的形象用线连接起来。



Sue



Bill




Lily



Jane




Li Hua











Sam

2. Listen to the short passage and draw a girl. 根据听到的内容画一个女孩子。





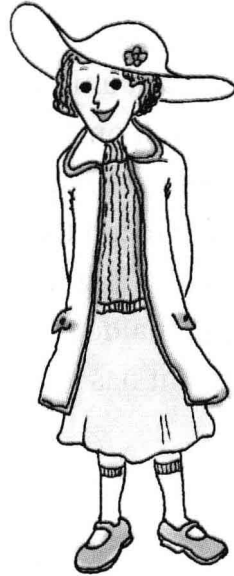

3. Look at the pictures and put in the missing letters. 看图写出单词所缺的字母。

<p>(1)</p>  <p>a s _____ boy</p>	<p>(2)</p>  <p>a h _____ man</p>	<p>(3)</p>  <p>a y _____ woman</p>	<p>(4)</p>  <p>a t _____ woman</p>
<p>(5)</p>  <p>an o _____ man</p>	<p>(6)</p>  <p>a c _____ baby</p>	<p>(7)</p>  <p>a t _____ woman</p>	<p>(8)</p>  <p>a s _____ man</p>

4. Choose the right answers. 选择正确答案填空。

- (1) He's \_\_\_\_\_ (a, an) old man.
- (2) She's wearing \_\_\_\_\_ (a, an) orange hat.
- (3) Whose \_\_\_\_\_ (is, are) the shirt?
- (4) The trousers \_\_\_\_\_ (is, are) Jane's.
- (5) My English teacher \_\_\_\_\_ (is, are) young.
- (6) Mike and Tom \_\_\_\_\_ (is, are) strong.
- (7) The cap is my \_\_\_\_\_ (father, father's).
- (8) They \_\_\_\_\_ (is, are) wearing white shoes.

5. Look at the pictures and answer the questions. 看图回答问题。



(1) Is the boy wearing a jacket?

\_\_\_\_\_

(2) Is the boy wearing a pair of shorts?

\_\_\_\_\_

(3) Is the boy wearing a hat?

\_\_\_\_\_

(4) Is the boy tall and strong?

\_\_\_\_\_

(5) Is the girl short and thin?

\_\_\_\_\_

(6) Is the girl wearing a coat and a sweater?

\_\_\_\_\_

(7) Is the girl wearing a dress?

\_\_\_\_\_

(8) Is the girl wearing a pair of sport shoes?

\_\_\_\_\_

6. Look at the pictures and read the story. Then fill in the blanks with the right words. 看图读故事，然后在空格内填入适当的单词。

**Cat:** Who's that animal?


**Rabbit:** Which one?

**Cat:** The thin animal over there.

**Rabbit:** You mean that animal with a big hat?

**Cat:** Yes. Is it a dog?

**Rabbit:** No, it has a long tail.




**Wolf:** Ha-ha! I'm a big grey wolf (狼).

**Cat:** Oh, the big grey wolf!



**Bear:** Look, I am a strong bear!



(1) The wolf is wearing \_\_\_\_\_.

(2) The wolf has a long \_\_\_\_\_.

(3) The bear is \_\_\_\_\_.