

经全国中小学教材审定委员会
2003年初审通过

义务教育课程标准实验教科书

英语

(PEP)

PEP PRIMARY ENGLISH STUDENTS' BOOK

(供三年级起始用)

六年级 下册

(中国) 课程教材研究所
英语课程教材研究开发中心 合编
(加拿大) Lingo Media 国际集团



4.311

人民教育出版社

湛师图书馆



A1572994



英语 (PEP)

(供三年级起始用)

六年级 下册

PEP PRIMARY ENGLISH STUDENTS' BOOK

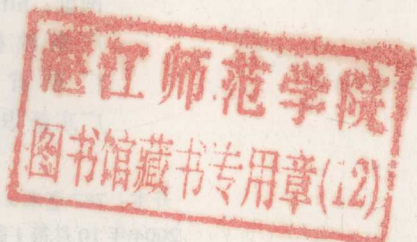
(中国) 课程教材研究所
英语课程教材研究开发中心 合编
(加拿大)  Lingo Media 国际集团

G624.311

3

6.2

Jc



人民教育出版社

Copyright © 2003 Lingo Media and People's Education Press. No part of this book may be reproduced or transmitted in any form or by any means, without permission in writing from the publisher.
版权共有，未经出版社书面同意，任何人不得以任何形式或方式复制或转换本作品的任何部分。

义务教育课程标准实验教科书

英语 (PEP)

(供三年级起始用)

六年级 下册

课程教材研究所
(中国) 英语课程教材研究开发中心 合编
(加拿大) Lingo Media 国际集团

*

人民教育出版社出版
(北京市海淀区中关村南大街17号院1号楼 邮编: 100081)

网址: <http://www.pep.com.cn>

广东教材出版中心重印

广东省新华书店发行

广东新华印刷有限公司印装

*

开本: 787毫米×1092毫米 1/16 印张: 6

2004年10月第1版 2009年12月第10次印刷

印数: 4,173,901-4,673,900 (2010春)

ISBN 978-7-107-18202-0/G · 11291 (课) 定价: 5.89元

批准文号: 粤价[2010]26号

举报电话: 12358

著作权所有·请勿擅用本书制作各类出版物·违者必究
如有印、装质量问题,影响阅读,请与教材出版中心联系调换。

(邮编: 510075 地址: 广州市水荫路11号 电话: 020-37606563)

中方主编：龚亚夫

中方副主编：吴悦心

加方主编：David Booth Larry Swartz

编者：徐永红 李红燕 朱伟明

李剑春

Jack Booth Sandra Purchase

Suzanne Robare

责任编辑：马剑辉 刘荔芳（参加编写）

美术编辑：林荣桓

插图：上可画坊·王伟 初旖 王玲等

版式设计：林荣桓

封面设计：林荣桓

封面绘图：王玉群

Lingo Media acknowledges with appreciation the assistance of the Canadian International Development Agency (CIDA) Inc.

We acknowledge the financial support of the Government of Canada through the Book Publishing Industry Development Program (BPIDP) for our publishing activities.

灵通传媒感谢加拿大国际发展署的资助，并感谢加拿大政府通过图书出版产业发展计划向该项目提供的资助。

说 明

《义务教育课程标准实验教科书 英语(PEP)》(供三年级起始用)是课程教材研究所英语课程教材研究开发与加拿大Lingo Media国际集团合作编写的一套全新的中小学衔接的英语教材。这套教材根据教育部制定的《国家英语课程标准》和《小学英语教学基本要求(试行)》编写而成。小学教材共八册,每学期一册,与新课程初中英语教材衔接使用。

《义务教育课程标准实验教科书 英语(PEP)》六年级下册,供以小学三年级为起点开设英语的学校第四学年第二学期使用。本册教材分为六个单元,其中包括两个复习单元。前四单元每单元分为A、B、C三部分。A、B部分要求掌握。B部分是A部分语言的扩展。C部分供选学,是A、B部分知识的扩展和综合的语言运用。后两个单元是综合复习单元,对前七册学生用书的主要语言进行了回顾。

本套教材的顾问是:邓炎昌、丁往道和胡文仲。编委会主任是刘道义。编委会副主任是:魏国栋、龚亚夫、郝建平。

课 程 教 材 研 究 所
英语课程教材研究开发中心

前言

亲爱的同学们：

你们好！祝贺你们进入了小学高年级的学习。翻开新课本，你们的感受一定和以前不同吧？对！在三、四、五年级学习的基础上，我们又调整了形式，为你们编写了新课本，对你们学习英语提出了更高的要求！

在编写后两册课本时，我们又请了几位在小学任教的英语教师一起参加，她们提供了新的想法。同时，我们也听取了其他小学教师的意见，对课本的框架做了一些修改。比如：我们增加了Let's start部分，是为新单元的学习进行热身。

学习外语，需要有大量听与读的“输入”。所以，我们在课本中还增加了听的练习，Let's try。一开始如果听不习惯或者听不懂，这也是很正常的，反复听几遍，对于连读、不发音的字母等就慢慢熟悉了。

在Let's talk部分，我们增加了可供替换的内容。学习对话，不能只靠机械地背诵，更重要的是通过所学的语言来做事情。这一部分的练习就是为了让同学们有灵活运用机会。我们希望同学们尽快使用所学的语言来讨论你们感兴趣的事情，表达你们自己的想法，了解其他同学的情况——这就是交流。当然，还可以做游戏、唱歌、念韵诗等。

阅读是吸收语言的重要途径。其中有些生词不认识也不要紧，可以通过语境先猜猜单词的意思。实际上，只要读懂大意就是在掌握语言。

你们可以看到本册课本前四单元中每单元都分为A、B、C三部分。A、B部分要求掌握，C部分可以选学，其中Good to know和Story time都是为了增加语言文化方面的知识，看不懂的地方你们可以多问，如果你们知道的更多，还可以讲给大家听。后两个单元是综合复习单元，你们对前七册课本的主要语言掌握得怎么样，做一做这两个单元就知道了。

课本当中的语音部分也很重要。我们学习的是一种外国语，它的发音和写法与我们汉语有很大的差别。我们在六年级下册课本的语音部分设计了读音、连线的练习，相信你们会喜欢。重要的是，这些练习对你们学习英语很有帮助。

这套课本是为同学们编写的，所以如果你们有什么想法，喜欢什么，不喜欢什么，可以写信给我们。来信请寄北京市海淀区中关村南大街17号院1号楼人民教育出版社英语室PEP小学英语项目组收，邮政编码是100081。

祝你们学习成功！

作者和编辑

CONTENTS

Unit 1 How Tall Are You? -----2

Unit 2 What's the Matter, Mike? ----- 14

Unit 3 Last Weekend ----- 26

Unit 4 My Holiday ----- 38

Recycle 1 Let's Take a Trip! ----- 50


Recycle 2 A Farewell Party ----- 62

Words in Each Unit ----- 74

Vocabulary ----- 78

Appendix 1 ----- 82

Appendix 2 ----- 90





UNIT ONE

1



Let's start

How tall are you?
How heavy are you?
Who's taller than you?
Who's heavier
than you?




Let's chant



Mike is taller than Lee.
Lee is taller than Sue.
Sue is taller than Amy.
How tall are you?

Amy is smaller than Sue.
Sue is smaller than Lee.
Lee is smaller than Mike.
Are you smaller than me?



HOW TALL ARE YOU?



I'm 1.60 meters tall. I'm taller than this dinosaur!

I'm 21 meters tall! I'm much taller than you!

Its tail is longer.

Some dinosaurs are bigger than houses. Some are smaller than our schoolbags.

It's so tall!

A



Let's learn



You're taller than your brother!

Yes! I'm 160 cm tall.
He's 159 cm tall.



Let's play

Line up from shorter to taller!

Line up from younger to older!



I'm taller than you!



I'm older than you!







Let's try



Listen and circle.



Let's talk



I'm 11 years old.



John: How tall are you?

Wu: I'm 164 cm tall.

You're shorter than me.

John: Yes. I'm 160 cm. You're 4 cm taller than me.

I'm 12. I'm one year older than you.

I'm 51kg.



I'm 50 kg. You're bigger and stronger than me.



Group work

1. Survey your classmates.

How old are you?

I'm 12 years old.

How tall are you?

I'm 164 cm.

Name	Age	Height
Wu Yifan	12	164 cm
...		

2. Make a report.

Wu Yifan is taller than John. Amy is older than Sarah....





Let's read



Dad: Which monkey do you like, Ben?

Ben: I like the yellow one. Look, it's taller than the brown one.

Dad: Which monkey is stronger?

Ben: The brown monkey is stronger. But the yellow monkey is taller.


Dad: I like the little monkey. It's younger and funnier.

Ben: How long is its tail?

Dad: I think the little monkey is only 40 cm tall. Its tail is about 30 cm long.

Ben: I think the yellow monkey is 150 cm tall.

Dad: The yellow monkey is taller but the little monkey is funnier.



Finish the sentences.

(1) The yellow monkey is _____ than the brown one.

(2) The brown monkey is _____ than the yellow one.

(3) The little monkey is only _____ tall.

(4) The yellow monkey is about _____ tall.



Pair work

Draw you and your best friend.

This is me.
That is my friend.



She's 2 years older than me, and she's taller. She has long hair and big eyes....



B



Let's learn



heavier



thinner



longer



bigger

smaller

His tail is longer.

His head is smaller.




Let's play

I'm taller and heavier than you.

My hands are bigger than yours.

My arms are longer than yours.







Let's try



Listen, write and circle.

1. My pencil is _____ cm. It's 5 cm _____ than yours.
2. Yes. It's _____ than yours, too.



Let's talk



Mike: How heavy are you?

Zhang: I'm 48 kg.

Mike: I'm thinner than you, and shorter.

Zhang: Yes. I'm bigger and stronger than you.

• How big are your feet?

•• I wear size 17.



How long are your legs?

76 cm.

•• I wear size 16.



Pair work

1. Measure your friends and yourself.

How tall are you?
How long are your legs?...



Let me see....

	Your Friend	You
Hair (cm)		
Feet (cm)		
Legs (cm)		
Weight (kg)		

2. Make a report.



I'm taller. Mike's feet are bigger. My legs are longer than Mike's. Mike is heavier than me.






Let's read



Sperm Whale



Length: 15 meters

Weight: 35 tons

Teeth: 50, each up to 20 cm long

Tail: 8 meters long

Food: squid, lobsters and small sharks

Skill: can dive into the deep cold water

Killer Whale



Length: 8 meters

Weight: 3,600 kg

Teeth: 40, each up to 20 cm long

Tail: 6 meters long

Food: fish, birds, seals and even whales

Skill: good swimmer; can jump out of water

Fill in the blanks.

- (1) A sperm whale is _____ than a killer whale in its length.
- (2) A killer whale is _____ than a sperm whale in its size.
- (3) A sperm whale has 50 teeth. It has _____ more teeth than a killer whale.
- (4) The length of a sperm whale's tooth is _____ cm.



Match and say



How big is your fish?

My fish is smaller than Sarah's.



C



Task time

1. Measure your room, your bed and your table at home.



2. Present your measurements in class.

How large is your room?
How long is your bed?
How big is your table?
....

My room is ... square meters.
My bed is ... cm long.
My table is ... cm long.

