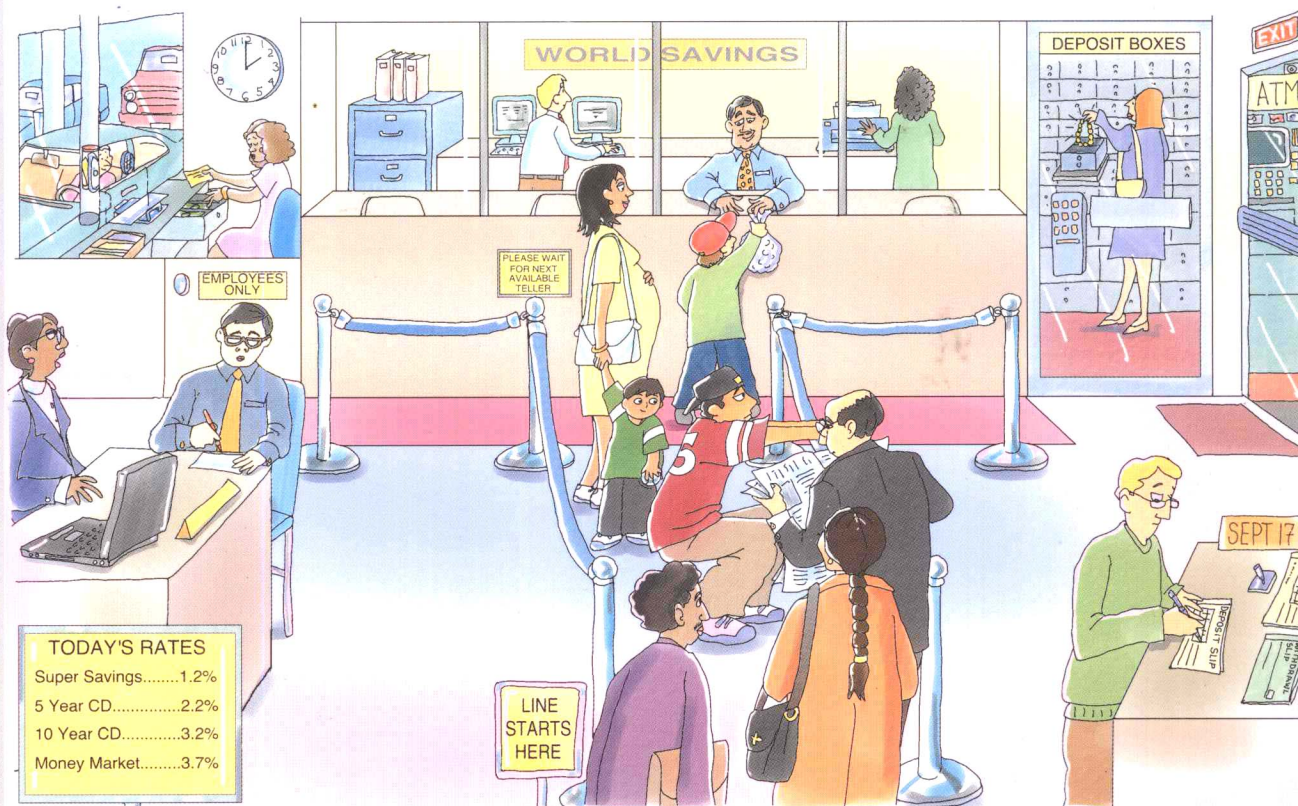


All-Star

全明星英语

○ Linda Lee
《全明星英语》教材改编组

学习辅导与自测





2

All-Star

Workbook

全明星英语

学习辅导与自测 2

图字: 01-2007-2164

Linda Lee

All-Star Book 1 Workbook

ISBN: 0-07-284675-5

Copyright © 2005 by The McGraw-Hill Companies, Inc. All rights reserved. No part of this publication may be reproduced or distributed in any form or by any means, or stored in a database or retrieval system, without the prior written consent of The McGraw-Hill Companies, Inc., including, but not limited to, in any network or other electronic storage or transmission, or broadcast for distance learning.

Original language published by The McGraw-Hill Companies, Inc. All Rights reserved. No part of this publication may be reproduced or distributed by any means, or stored in a database or retrieval system, without the prior written permission of the publisher.

Authorized English-Chinese bilingual adapted edition jointly published by McGraw-Hill Education (Asia) Co. and Higher Education Press. This edition is authorized for sale in the People's Republic of China only, excluding Hong Kong, Macao SAR and Taiwan. Unauthorized export of this edition is a violation of the Copyright Act. Violation of this Law is subject to Civil and Criminal Penalties.

本书改编版由高等教育出版社和美国麦格劳-希尔教育出版(亚洲)公司合作出版。此版本仅限在中华人民共和国境内(但不允许在中国香港、澳门特别行政区和中国台湾地区)销售。未经许可之出口,视为违反著作权法,将受法律之制裁。

未经出版者预先书面许可,不得以任何方式复制或抄袭本书的任何部分。

本书封面贴有McGraw-Hill公司防伪标签,无标签者不得销售。

图书在版编目(CIP)数据

全明星英语学习辅导与自测. 2 / 《全明星英语》教材
改编组. —北京: 高等教育出版社, 2009. 9
ISBN 978-7-04-028261-0

I. 全… II. 全… III. 英语—高等学校—自学参考资料
IV. H31

中国版本图书馆CIP数据核字(2009)第157927号

出版发行	高等教育出版社	购书热线	010-58581118
社 址	北京市西城区德外大街4号	咨询电话	400-810-0598
邮政编码	100120	网 址	http://www.hep.edu.cn
总 机	010-58581000		http://www.hep.com.cn
经 销	蓝色畅想图书发行有限公司	网上订购	http://www.landaco.com
印 刷	涿州市星河印刷有限公司		http://www.landaco.com.cn
		畅想教育	http://www.widedu.com
开 本	889×1194 1/16	版 次	2009年9月第1版
印 张	13	印 次	2009年9月第1次印刷
字 数	457 000	定 价	29.00 元

本书如有缺页、倒页、脱页等质量问题,请到所购图书销售部门联系调换。

版权所有 侵权必究

物料号 28261-00

《全明星英语》立体化系列教材

总主编：向前进 崔刚

总策划：刘援

《全明星英语学习辅导与自测2》

主 编：向前进

副主编：王雨梅

编 者：江中杰 李响 刘娟 方宁 胡丹 刘迪莎 李科

策 划：周龙 闵阅

项目编辑：闵阅 蔺启东

责任编辑：蔺启东

封面设计：王凌波

版式设计：王东岗

责任校对：蔺启东

责任印制：陈伟光




All-Star

全明星英语

学习辅导与自测

○ Linda Lee
《全明星英语》教材改编组



高等教育出版社

前 言

《全明星英语》立体化系列教材是在麦格劳—希尔公司出版的 *All-Star* 系列教材的基础上, 结合中国成人高等教育英语教学的实际改编而成的。改编后的《全明星英语》系列教材无论是教学内容还是教学方法都更加符合我国英语教学的实际需要, 不仅为成年人学习英语提供了难得的好教材, 同时也适用于高职高专英语教学。

原书是为了专门帮助美国文化水平较低的成年人(尤其是外国移民)提高他们的英语基本语言技能而编写的教材, 编者多是有多年教学经验的教师。全书所涉及的技能有:

1. 语言文字技能: 听、说、读、写语言技能; 基本语法和发音技能以及运用和演算数字的技能;
2. 处理日常生活的语言技能: 涉及消费、环境保护、家庭和子女养育、政府和社区、合作、利用资源和服务、健康和营养、人际交往、学习策略、安全保卫、电话通讯、时间和货币、交通和旅行等诸多方面;
3. 劳动就业语言技能: 涉及应用技术、保持就业、求职等诸多方面。

在改编过程中, 我们坚持突出 *All-Star* 的“大图”(Big Picture)特色, 同时保持了其听说活动和会话策略的优点。在此基础上我们做了一些调整, 从而更好地满足中国学生学习英语的需求。具体改编内容如下:

1. 为了便于初学者学习, 在第一册中增加了指示语、会话和课文的中文译文;
2. 为了配合各单元的主题内容的训练, 增加了英汉互译练习(Supplemental Translation Exercises);
3. 为了更有效地训练语法内容, 第一册中在原教材语法训练内容前面增加了简要的中文说明, 便于学习者掌握语法规则;
4. 在单元测验(Test)中增加了英汉互译习题;
5. 每单元后面增设了词汇表(Words & Expressions), 方便学生进行词汇学习;
6. 对 *All-Star Teacher's Edition* 进行了微调: ①在文前增加了“教法及教材使用说明”; ②将文后的 Big Picture Expansion 和 Workbook Answer Key 移到了《学习辅导与自测》的文后; ③保留了 Test 答案, 并在其中增加了相应的英汉互译答案。
7. 对 *All-Star Workbook* 进行了调整: 在文后增加了 Key to Supplemental Translation Exercises 和参考译文。

经改编, 《全明星英语》系列教材具有以下特点:

1. 在重视交际技能和学习策略的同时也没有忽略语法结构的训练, 对成人学生及高职高专学生学习英语十分有益。
2. “大图”(Big Picture)法非常适用于将交际需求形象化, 十分便于将交际环境与语言结构结合起来进行语言训练。
3. 以话题为主线编排内容, 辅以有关语言结构和词汇的训练, 即以交际法为大框架, 以结构法为支撑, 将语言结构和词汇的学习放在交际话题下进行。
4. 所选话题十分贴近现代社会、生活和工作, 便于贯彻学以致用、学用结合的原则。
5. 编配有多个自检测试, 便于教学检查。
6. 听、说、读、写、译全面训练, 以听说引导, 读写终结, 符合由易到难的原则。语言资料十分丰富、实用。

7. 词汇在训练中学习，最后通过词汇表来进行归纳。
8. 语法训练以实例为主，注重语法规则的养成训练。
9. 配有简单实用的发音练习，对于纠正成人学生及高职高专学生不正确的发音十分有益。

改编后的《全明星英语》系列教材共分4级，每级由《学生用书》、《学习辅导与自测》和《教师参考书》组成。《全明星英语》第1册适合英语水平低起点或是英语基础较差的成人学生或高职高专学生，内容简单实用，且辅有语音和语法练习，特别适合在培养听说能力的同时，打下坚实的综合语言技能基础。第2、3册适合英语水平中等程度的学习者，第4册则适合有较高英语水平的学习者使用。此外，本教材还可以满足社会上部分学习者升学、求职或准备出国定居等学习需要。

本书为《全明星英语学习辅导与自测 2》，由广东警官学院向前进教授担任主编、王雨梅教授担任副主编，参加改编的还有：江中杰、李响、刘娟、方宁、胡丹、刘迪莎、李科等。

由于时间紧迫和编者水平有限，本系列教材难免存在不足之处，恳请广大师生批评指正。

编 者

2009年8月

To the Learner

All-Star is a four-level, standards-based series for English learners featuring a picture-dictionary approach to vocabulary building. “Big picture” scenes in each unit provide springboards to a wealth of activities developing all of the language skills.

An accessible and predictable sequence of lessons in each unit systematically builds language and math skills around life-skill topics. *All-Star* presents family, work, and community topics in each unit, and provides alternate application lessons in its Workbooks, giving teachers the flexibility to customize the series for a variety of student needs and curricular objectives.

Features

- ★ **Accessible “big picture” scenes** present life-skills vocabulary and provide engaging contexts for all-skills language development.
- ★ **Predictable sequence of eight lessons** in each unit reduces prep time for teachers and helps students get comfortable with the pattern of each lesson type.
- ★ **Flexible structure** allows students to customize each unit to meet a variety of student needs and curricular objectives, with application lessons addressing family, work, and community topics in both the Student Book and Workbook.
- ★ **Comprehensive coverage of key standards** prepares students to master a broad range of critical competencies.
- ★ **Multiple assessment measures** like performance-based assessment offer a broad range of options for monitoring and assessing learner progress.

Contents

Unit 1 Describing People

Lesson 1: What's his last name?	2
Lesson 2: She has curly brown hair.	4
Lesson 3: He looks tired.	6
Lesson 4: Likes and Dislikes	8
Work Lesson: He will be late	10
Family Lesson: What is your child's first language?	12
Review Lesson: Practice Test	14
Spotlight: Grammar — Simple Present Statements; Yes/No Questions with the Simple Present	16

Unit 2 Going Places

Lesson 1: Where can you buy stamps?	18
Lesson 2: How do I get there?	20
Lesson 3: It's next to the information desk.	22
Lesson 4: Train Schedules	24
Family Lesson: What is your area code?	26
Work Lesson: It's on the 5th floor.	28
Review Lesson: Practice Test	30

Unit 3 Dollars and Cents

Lesson 1: How much do you spend on groceries?	32
Lesson 2: Can you change a twenty?	34
Lesson 3: I'd like to make a deposit.	36
Lesson 4: Checking Accounts	38
Community Lesson: Credit unions are like banks.	40
Family Lesson: They need a good credit history.	42
Review Lesson: Practice Test	44
Spotlight: Grammar — Simple Past Statements; Questions with the Simple Past	46

Unit 4 Plans and Goals

Lesson 1: What are your goals?	48
Lesson 2: You should take a business course.	50
Lesson 3: Who is going to get the job?	52
Lesson 4: An Immigrant Story	54
Family Lesson: Encourage your child to read.	56
Work Lesson: Plan for your future at work.	58
Review Lesson: Practice Test	60

Unit 5 Smart Shopping

Lesson 1: Do you have a heavy coat?	62
Lesson 2: Where do you buy shoes?	64
Lesson 3: I saved seven dollars.	66
Lesson 4: A Shopper's Calendar	68
Work Lesson: What do you wear to work?	70
Family Lesson: Sign up for a gift registry.	72
Review Lesson: Practice Test	74
Spotlight: Grammar — Comparative Forms of Adjectives; Superlative Forms of Adjectives	76

Unit 6 Food

Lesson 1: Did you eat any fish yesterday?	78
Lesson 2: Can you bring me a menu, please?	80
Lesson 3: Are you ready to order?	82
Lesson 4: Favorite Recipes	84
Family Lesson: What is your favorite holiday?	86
Work Lesson: What kind of event is it?	88
Review Lesson: Practice Test	90

Unit 7 Relationships

Lesson 1: She's Juan's grandmother.	92
Lesson 2: Who's dancing with Tito?	94
Lesson 3: Sorry I'm late.	96
Lesson 4: Family Traditions	98
Family Lesson: Use time outs.	100
Work Lesson: Be a team player.	102
Review Lesson: Practice Test	104
Spotlight: Grammar — Two-Word Verbs; Count Nouns and Noncount Nouns	106

Unit 8 Health

Lesson 1: Muscles, bones, and joints	108
Lesson 2: Maybe you should see a doctor.	110
Lesson 3: Did you go to the emergency room?	112
Lesson 4: Medicine Labels	114
Family Lesson: What is her father's health problem?	116
Community Lesson: When should you go to the ER?	118
Review Lesson: Practice Test	120

Unit 9 Home and Safety

Lesson 1: Did I unplug the coffeepot?	122
Lesson 2: The sink's leaking.	124
Lesson 3: Fire!	126
Lesson 4: An Emergency Situation	128
Community Lesson: Listen to the radio broadcast.	130
Work Lesson: Go to the nearest safe exit.	132
Review Lesson: Practice Test	134
Spotlight: Grammar — Future with Will; Future Conditional Statements	136

Unit 10 Work

Lesson 1: She works with numbers.	138
Lesson 2: He works well with others.	140
Lesson 3: I'd rather work full time.	142
Lesson 4: Starting a New Job	144
Family Lesson:	
What is most important to you?	146
Community Lesson:	
She wears business casual clothes.	148
Review Lesson: Practice Test	150

Big Picture Expansion	152
------------------------------------	-----

Key to Exercises (Workbook)	172
--	-----

Key to Supplemental Translation Exercises	188
--	-----



UNIT 1: Describing People

What's his last name?

A Complete the sentences.

birth certificate ✓

building pass

diploma

driver's license

1. A birth certificate is a piece of paper that tells a person's date of birth and birthplace.
2. To drive a car, you need a _____.
3. When you finish high school, you receive a _____.
4. You need a _____ to enter some workplaces.

B Read the story. Match the questions and answers below.

It is 1962:

John Fitzgerald Kennedy is the 35th President of the United States. He was born on May 29, 1917 in Brookline, Massachusetts. He has blue eyes and brown hair. He lives at 1600 Pennsylvania Avenue in Washington, DC. That's the White House. The president always lives in the White House.

Questions

1. What is Kennedy's first name?
2. What is his address?
3. What is his birthplace?
4. What is his date of birth?
5. What is his eye color?
6. What is his hair color?

Answers

- a. brown
- b. John
- c. 5/29/1917
- d. 1600 Pennsylvania Avenue
- e. Brookline, MA
- f. blue



C Complete the sentences. Write *live, lives, have, or has*.

1. Linda has brown hair.
2. Jamal and Farah _____ in Chicago.
3. My mother and I _____ on Houston Street.
4. Our teacher _____ blue eyes.
5. Ming _____ a driver's license.
6. They _____ building passes.
7. You _____ a high school diploma.
8. She _____ in New York now.
9. I _____ two brothers.
10. They _____ in Panama.

D Answer the questions about you.

1. What is your eye color? _____
2. What is your hair color? _____
3. What is your address? _____
4. What is your date of birth? _____
5. What is your middle name? _____
6. What is your height? _____

E Check the information you can find on these documents.**Birth Certificate**


- ☐ address
- ☒ birthplace
- ☐ date of birth
- ☐ height
- ☐ weight
- ☐ photo

Driver's License

- ☐ address
- ☐ birthplace
- ☐ date of birth
- ☐ height
- ☐ weight
- ☐ photo

She has curly brown hair.

A Match the pictures and the descriptions. Write the names on the lines.



Adam



Berta



Cristina



Dan

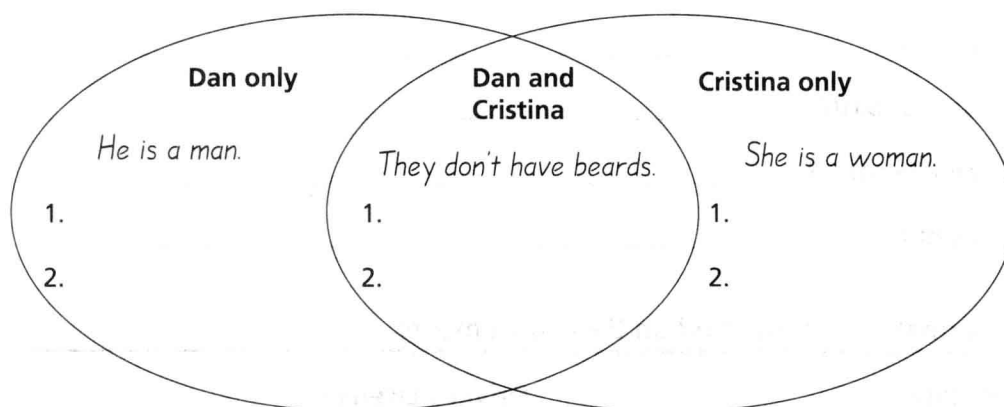


Eli

1. She has straight gray hair and blue eyes.
2. He has a gray beard and a mustache. He is bald.
3. He has short blond hair and green eyes.
4. She has long curly brown hair and brown eyes.
5. He has long straight brown hair and brown eyes.

Cristina

B Compare Dan and Cristina. Write 2 more things in each place.



C Complete the sentences. Write *have*, *has*, *don't have*, or *doesn't have*.

1. Eli doesn't have brown hair.
2. Dan has blond hair.
3. Adam and Cristina have gray hair.
4. Berta has curly hair.
5. Cristina has curly hair.
6. Eli and Cristina have brown eyes.
7. Adam and Cristina have long hair.

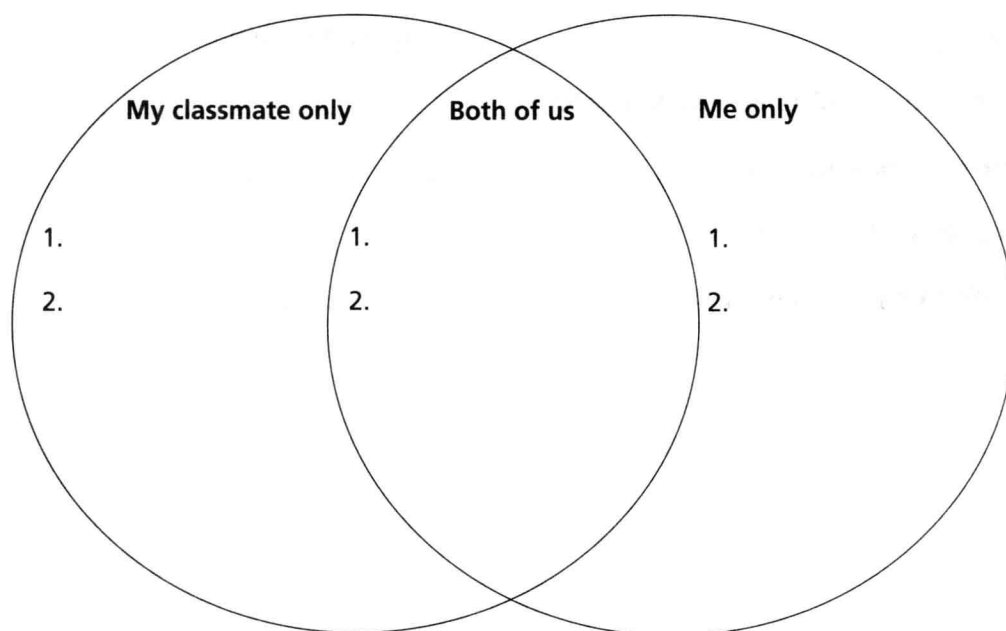
D Complete the sentences. Write *is*, *are*, *has*, or *have*.

1. Cristina's eyes are blue.
2. Berta is slim.
3. Dan is medium weight.
4. Berta has brown hair.
5. Berta and Dan have long hair.

E Answer the questions about you. Use complete sentences.

1. What color are your eyes? _____
2. Do you have brown hair? _____
3. Do you have long or short hair? _____
4. Is your hair curly or straight? _____
5. Are you tall? _____

F Compare yourself and a classmate. Write 2 things in each place.





UNIT 1: Describing People

He looks tired.

A Find these words in the puzzle. Circle them.

~~afraid~~
angry
basketball
bored
camera
cell phone
happy
laptop

nervous
radio
relaxed
sad
slide
swing
tired
toy

c	e	l	l	p	h	o	n	e	m	a	x	z	e
b	a	s	k	e	t	b	a	l	l	f	g	d	n
o	l	a	s	t	o	a	n	p	g	r	a	y	b
r	f	d	e	j	y	l	g	c	n	a	r	s	w
e	t	i	r	e	d	d	r	a	d	i	o	u	k
d	i	p	h	a	p	p	y	m	a	d	u	t	o
r	e	l	a	x	e	d	n	e	r	v	o	u	s
l	l	a	p	t	o	p	e	r	s	w	i	n	g
p	l	a	s	l	i	d	e	a	i	r	e	d	x

B Complete the sentences. Use words from Activity A.

1. I have a test tomorrow. I'm not relaxed. I'm nervous.
2. Makar has a radio game tomorrow.
3. My brother likes to take pictures. He has a good camera.
4. Ruth calls me every day. She has a cell phone.
5. She doesn't sleep well. She is always bored.
6. You don't look happy today. Are you angry?