

经广东省中小学教材审定委员会批准试验教材



(二年级 上册)

Kid's English

# 儿童英语

广东省教育厅教研室 编著

3



广东人民出版社

经广东省中小学教材审定委员会批准试验教材

(二年级 上册)




主 编：邹启明  
副主编：黄志红  
编 者：唐锡玲  
古瑛若  
何国平  
谢李莉  
彭雪红

# 儿童英语

广东省教育厅教研室 编著

3



广东人民出版社

Kid's English

儿童英语③

(二年级上册)

广东省教育厅教研室 编著

\*

广东人民出版社出版发行

鹤山市教育印刷有限公司印刷

(地址：鹤山市沙坪镇大林路)

787毫米×1092毫米 16开本 7印张

2005年7月第1版 2006年7月第2次印刷

ISBN 7-218-04989-3/G·1282

定价：7.50元

如发现印装质量问题，影响阅读，请与承印公司联系调换。

# 致读者



Hello



Terry

亲爱的小朋友：

你喜欢听故事吗？下面我给你讲一个故事。在离地球很远很远的地方，有一颗E星球。在这个星球上生活着许多很聪明的生物。多少年来，E星球上的生物不断向宇宙发射卫星，他们想在其他星球上寻找像他们那样有智慧的生物。

终于有一天，他们的一颗卫星来到了我们地球。这颗卫星拍下了许多地球的照片，还将地球上所有的语言都记录下来，发回E星球。E星球的科学家十分高兴。经过分析，他们发现英语是地球上使用最广的语言，而Hello又是英语中使用最多的单词。为了学会这种语言，以便和人类沟通，他们派出了一个可爱的小使者，还给他起了个英文名字叫Hello。

小Hello不仅不懂英语，对地球上的许多事物也不认识，但是他很聪明。他能够将别人说的话准

确无误地复述出来，而且还能很快地理解这些语言的意思。所以他承担着为E星球的全体生物学习英语的任务，来到了地球。

小Hello来到美国一座小城镇附近。在那里，他认识了几个好朋友，他们是Mary, Terry, Kay和Jack。这几个热心的小朋友不仅积极地教小Hello学英语，还教会他许许多多地球上的事物。

小朋友，你想知道小Hello在地球上的生活吗？你想知道他是怎么样学习英语的吗？那就请你翻开这本书自己去看吧。别忘了，在看小Hello学习英语的故事时，也跟他一起学英语。不然，一旦你见到小Hello，就无法跟他交谈了。

下面就请你们认识一下小Hello和他的几个美国小朋友。

编者  
2005年3月



**Mary**



**Jack**



**Kay**

# CONTENTS



Lesson One	On the bus .....	1
Lesson Two	A running house! .....	7
Lesson Three	To the zoo .....	13
Lesson Four	A big cat! .....	19
Lesson Five	He has a long nose! .....	25
Lesson Six	What a long neck! .....	31
Lesson Seven	An animal show .....	37
Lesson Eight	What do they eat?.....	43
Lesson Nine	On the boat .....	49
Lesson Ten	On the train .....	55
Lesson Eleven	Play time .....	61
Lesson Twelve	Up and down .....	67
<b>Optional Lessons</b>		
Lesson Thirteen	Merry-go-round .....	73
Lesson Fourteen	Hide-and-seek .....	79
Lesson Fifteen	Time to go .....	85





## Lesson One

# On the bus




### A rhyme

Listen and say  

### A happy bus

Kids are going to Merry Town,  
Come on, come on, Rabbit Brown.  
Get on the bus and take a seat,  
Happily, happily we go around.





# A song

Listen and sing  



## Come and take my seat

1=C 4/4

1 3 4 5 5 5 | 6 7 1̇ 6 5 — |

Come here, lit - tle pig, come and take my seat.

1 3 4 5 5 5 | 6 5 4 3 2 — |

Come here, lit - tle pig, come and take my seat.

1 3 4 5 5 5 | 6 7 1̇ 6 5 — |

Come here, lit - tle pig, come and take my seat.

6 7 1̇ 6 5 5 1̇ | 3 2 1 — ||


Thank you, thank you, lit - tle kid, lit - tle kid.






# A story


Listen and act  






 Look, the bus.



 Good morning, kids.




 Morning, Mr. Baker.  
 Morning, Mr. Baker.



Come here, Hello. Take my seat.



Come here, Mary. Take my seat.



Come here, Mary. Sit with me.





Come here, Hello. Sit with me.



No, thank you. This is my seat.


# A task

Act and say 😊 👄



# A game

Play and say  



Come here. Sit with me.



Sorry, no seat for you.





## Lesson Two

# A running house!




## A rhyme

Listen and say  

### Duckie's sailing boat

Look at Duckie's sailing boat,  
Sometimes fast, sometimes slow.  
Down the river to the sea,  
Happy and happy as can be.



## A song

Listen and sing  



### A car and a boat

1=D 4/4

1 1 1 2 3 <sup>v</sup> 3 | 3 2 3 4 5 — |


Drive, drive, drive a car. The car is run - ning fast.

Row, row, row a boat. The boat is go - ing slow.

$\dot{1}$   $\dot{1}$  5 5 3 3 1 1 | 5 <sup>3</sup> 5 4 3 2 1 — ||

Run - ning, run - ning, run - ning, run - ning, the car is run - ning fast.


Row - ing, row - ing, row - ing, row - ing, the boat is go - ing slow.




# A story

Listen and act  





 Let's go now.



 Oh, a running house!



 No, it's a bus.  
 Yes! It's a running house!



Why do we stop?



Look! It's red light.



Green light now. Let's go.  
Good! We all like green.






# A task

## Colour and talk

• Why do you stop?

• Look! It's red light.



• Can I go now?

• Yes. It's green light.

