

# Learning English

初中起始版

[中国] 河北教育出版社  
[加拿大] DC加拿大国际交流中心

合作编写


义务教育课程标准实验教科书

初中英语

Student Book 1

(供7年级第1学期使用)

*It's fun!  
It's easy!*



河北教育出版社出版



# 初中英语


1

## Learning English

### Student Book 1

(初中起始版)

(供 7 年级第 1 学期使用)

 [中 国] 河 北 教 育 出 版 社  
 [加 拿 大] DC 加 拿 大 国 际 交 流 中 心 合 作 编 写

河 北 教 育 出 版 社

本书根据河北教育出版社与 DC 加拿大国际交流中心合编的《学英语》教材改编

原书编者:

特约编委	胡壮麟	章兼中		
主 编	Jim Parsons [美]	Tara Fenwick [加]	田贵森 [中]	
编 者	Jim Parsons	Tara Fenwick	Lynn Zwicky	Walter Guo
	田贵森	李孝明	冀荣江	李 萍



DUVAL HOUSE PUBLISHING 由加拿大 Duval House Publishing 负责编辑、校对、绘图、设计

编 辑	Lynn Zwicky
校 对	Shauna Babiuk
绘 图	Chao Yu
设 计	Jean Poulin [法] Tracy Menzies

改编编者:

改编主编	田贵森			
改编副主编	冀荣江			
改编编者	朱勇弟	张敬彩	李梅玺	孙 燕
策 划	王亚民	刘建新	邓子平	
责任编辑	刘贵廷	刘 彦	任晓霞	邵 莉
特约编辑	Lorin Yochim			

义务教育课程标准实验教科书

初中英语

1

(初中起始版)

(供7年级第1学期使用)

[中 国]河北教育出版社 合作编写  
[加拿大]DC加拿大国际交流中心  
©河北教育出版社

---

河北教育出版社出版(石家庄市联盟路705号)  
广州出版社重印 广东新华书店发行  
广东省教育厅教育印刷厂印刷

---

787×1092 毫米 1/16 6.5 印张 135 千字

2005 年6月第2版 2006 年6月第1次印刷

定价: 6.00 元

ISBN 7-5434-4321-X/G·3120

著作权所有·请勿擅用本书制作各类出版物·违者必究

法律顾问 陈志伟

网址: <http://www.hbep.com>

<http://www.sowerclub.com>

如发现印、装质量问题,影响阅读,请与广州出版社教育拓展部(020—37636819)联系调换。

## 出版者的话

为了加速初中英语教学进程，适应不同地区英语教学的需要，我们组织国内资深的英语教学专家，在河北教育出版社和 DC 加拿大国际交流中心合编的《学英语》教材的基础上，改编成这套初中起始版《初中英语》教材，供初中一年级至初中三年级使用。本套教材包括《教科书》、《活动手册/读物》、《教师用书》、录音带等。

这套教材充分吸收了国际上新的外语教学理念和实践经验，注重对学生综合语言能力的培养和训练，强调以学生为主体的有意义的语言实践活动，为教学营造了轻松愉快、积极向上的学习氛围。教材还在教学中安排了大量生动有趣的活动内容，使英语学习变得“既容易又有趣”。

这套教材以主要人物的活动为主线，围绕最基本、最常用的英语词汇、句型、交际会话等，逐步展开教学内容和实践活动，符合中学生的年龄、心理特征和学习语言的规律。

这套教材的《教科书》语言信息含量大，涉及话题广泛，内容鲜活，富有时代感，既贴近学生生活，又展现中西方国家的不同文化背景；《活动手册/读物》设计了丰富多彩的练习形式，其所附读物编选内容多取自现代生活，文化背景知识丰富，为广大中学生所喜闻乐见；《教师用书》则为教学提供了翔实具体的教学建议。

这套教材强调以任务为中心的 (Task-based) 语言学习，采用完成课题式的教学方法 (Project approach)，把探究性学习引入外语学习中，使学生主动融入创造性的、有意义的整体语言学习中。教材在培养学生语言能力的同时，注重学科知识交叉，适当引入了其他学科的内容。

本册供 7 年级第一学期使用。

久负盛名的加拿大阿尔伯塔大学教育学院在本套教材的课程设计、编写和师资培训等方面给予了许多帮助。对此，我们表示感谢。



## Contents


<b>UNIT 1</b>	School and Numbers	( 1 )
<b>UNIT 2</b>	Colours and Clothes	(11)
<b>UNIT 3</b>	Body and Feelings	(21)
<b>UNIT 4</b>	Food and Restaurants	(31)
<b>UNIT 5</b>	Family and Home	(41)
<b>UNIT 6</b>	Let's Go!	(51)
<b>UNIT 7</b>	Days and Months	(61)
<b>UNIT 8</b>	My Country and English-speaking Countries	(71)
	<i>IPA Symbols</i>	(81)
	<i>Vocabulary (I)</i>	(83)
	<i>Vocabulary (II)</i>	(90)
	<i>Structures and Expressions</i>	(98)



# UNIT 1

Lessons 1 ~ 8

## School and Numbers



### You Will Learn

#### Functions

- ▶ Greeting and Saying Good-bye
- ▶ Introducing People and Giving Thanks

#### Grammar

- ▶ Verb “be” (am, is)


#### Structures

- ▶ What's your/his/her name?
- ▶ My/His/Her name is \_\_\_\_.
- ▶ How are you? I'm fine, thanks.
- ▶ Nice to meet you. Nice to meet you, too.
- ▶ What's this/that? This/That is \_\_\_\_.




# Lesson 1: Hello!

## 1. Meet Li Ming and Jenny.



## 2. What's your/his/her name?



**Danny:** Hi. My name is Danny.  
What's her name?

**Li Ming:** Her name is Jenny.

**Danny:** What's his name?

**Jenny:** His name is Li Ming.



# Lesson 2: How Are You?

## 1. Nice to meet you.

**Li Ming:** Hello, Jenny!


**Jenny:** Hi, Li Ming!

**Li Ming:** How are you?

**Jenny:** I'm fine. How are you?

**Li Ming:** I'm fine, thanks. Nice to meet you.

**Jenny:** Nice to meet you, too.



## 2. Let's sing a song.



How are you?

How are you?

How are you today?

I'm fine, thanks.

I'm fine, thanks.

Have a lovely day.





# Lesson 3: Boy, Girl and Teacher

## 1. This is \_\_\_\_.



This is Ms. Liu.  
She is a teacher.



This is Li Ming.  
He is a boy.

Hello! My name is Danny.  
I am a \_\_\_\_.



This is Jenny.  
She is a girl.



## 2. Numbers

1



one  
book

3




three  
books

2



two  
books

4



four  
books

5



five  
books



# Lesson 4: Where?

## 1. Where is \_\_\_\_\_?

**Danny:** Hi, Li Ming! Where is your school?

**Li Ming:** There it is.

**Danny:** Where is your classroom?

**Li Ming:** Here it is.


**Danny:** Where is your teacher?

**Li Ming:** There she is. She is in the library.


**Danny:** Where is Wang Hong?

**Li Ming:** There she is.

She is in the classroom.



classroom



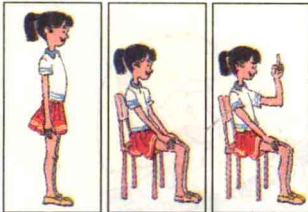
library



school




## 2. Let's sing a song.



Stand up,  
Sit down and  
Show us one.




Look up,  
Look down and  
Show us two.



Reach up,  
Reach down and  
Show us three.



Jump up,  
Jump down and  
Show us four.



Point up,  
Point down and  
Show us five.





# Lesson 5: What's This?

## 1. What's this?

**Wang Hong:** Hello, Li Lin!

**Li Lin:** Hello, Wang Hong!  
What's this?

**Wang Hong:** This is a pencil.  
What's that?

**Li Lin:** That is a  
blackboard.



**pen**



**pencil**




**pencil case**



**marker**



**blackboard**




## 2. How many \_\_\_\_\_ do you have?



**Jenny:** How many books do  
you have?

**Li Ming:** I have one book.



**Li Ming:** How many pencils do  
you have?

**Jenny:** I have three.

How many  
markers do  
you have?



Four.



# Lesson 6: My Friend

## 1. Letters

**Aa**

apple



**Bb**

bee



**Cc**

cat



Let's practise!  
This is "A". This is \_\_\_\_\_.



**Dd**

door



**Ee**

eraser



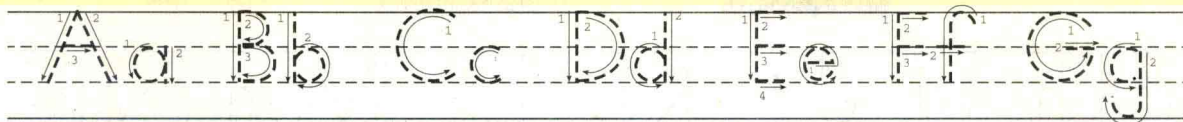
**Ff**

fish




**Gg**

girl



## 2. Let's sing a song.



Now I know my ABCs.  
Next time, sing with me.



## 3. She/He is my friend.





# Lesson 7: May I \_\_\_\_\_?

## 1. Letters

**Hh**

hand



**Ii**

ice cream



**Jj**

Jenny



Let's practise! This is "H". This is \_\_\_\_\_.



**Kk**

key



**Ll**

lion



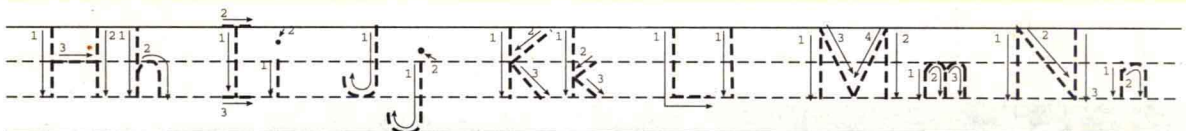
**Mm**

marker



**Nn**

nose



## 2. May I have \_\_\_\_\_, please?

May I have one book, please?



Sure! Here you are.



May I have two books, please?



Sure!



**Danny:** May I borrow your book, Jenny?

**Jenny:** Sure! Here you are.

**Danny:** Thanks, Jenny!

**Jenny:** You're welcome.

**Danny:** Good-bye.

**Jenny:** See you later.





# Lesson 8: Unit Review

## I. Building Your Vocabulary

A. Try to match the big letters with the small letters.

A B C D E F G H I J K L M N

h j g a n i b m k e l c d f

B. Say the number. What does each phone number mean?



1 1 0



1 2 2



1 2 0



1 1 9

Do you know how to say "0" and "9"?



C. Search for words.

Find and circle the school words in the puzzle. Look across and down. Then write them in the blanks.

o	o	r	c	b	y	n	m
g	i	r	l	z	a	n	a
t	t	e	a	c	h	e	r
w	p	a	s	z	k	k	k
o	e	b	s	a	v	m	e
h	n	c	r	q	r	n	r
s	c	h	o	o	l	r	u
p	i	b	o	y	c	t	p
i	l	j	m	m	v	e	z

boy

D. Draw and guess.

Draw a picture of a word you learned. Ask your partner to guess, in English, what the picture is.

## II. Grammar in Use

Complete the conversation.

A: Hello! My name \_\_\_\_\_ Jenny. I \_\_\_\_\_ a girl. What's your name?

B: My name \_\_\_\_\_ Li Ming. I \_\_\_\_\_ a boy.

A: This \_\_\_\_\_ Wang Hong. She \_\_\_\_\_ a girl. What's his name?

B: His name \_\_\_\_\_ Li Lin. He \_\_\_\_\_ a boy.

A: Where \_\_\_\_\_ your classroom?

B: There it \_\_\_\_\_.

A: What's that?

B: That \_\_\_\_\_ a blackboard.

A: What's this?

B: This \_\_\_\_\_ a marker.

Have fun!





### III. Speaking the Language

#### Play the chain game.

Get to know your new friends in your class. Try to remember their names. Begin like this:


**Student A:** Hello! My name is \_\_\_\_\_.

What's your name?

**Student B:** My name is \_\_\_\_\_.

What's your name?

**Student C:** \_\_\_\_\_.



### IV. Putting It All Together

#### A. Put these sentences in the right order to make up a dialogue.

- |   |                            |
|---|----------------------------|
| a. Nice to meet you.                            | a. Thank you.              |
| b. My name is Jenny.                            | b. Sure! Here you are.     |
| c. Nice to meet you, too.                       | c. You're welcome.         |
| d. Hello! My name is Li Ming. What's your name? | d. May I borrow your book? |

The right order is: \_\_\_\_\_

The right order is: \_\_\_\_\_

#### B. Make up a similar dialogue with a partner.

#### Do You Know?

##### Greetings

Hello/Hi!

How are you? I'm fine, thanks.

Nice to meet you.

##### Introduction

My name is Jenny.

This is Wang Hong.

##### Giving Thanks

Thanks!

You're welcome.

##### Saying Good-bye ( I )

Good-bye!/ Bye!

See you later.

##### Verb "be"

**is**

What's your name?

Where **is** the school?

My name **is** Jenny.

She **is** a girl.

He **is** a boy.

It **is** a book.

**am**

I **am** Kim.

I **am** fine.

Hi, everyone!  
Nice to meet  
you!





# UNIT 2

Lessons 9 ~ 16

## Colours and Clothes



### You Will Learn

#### Functions

- ▶ Talking About Colour
- ▶ Talking About Clothes

#### Grammar

- ▶ Verb "be" (are)

#### Structures

- ▶ What colour is it?
- ▶ Whose \_\_\_\_ is this?
- ▶ What are they?
- ▶ Do you like \_\_\_\_?
- ▶ I like \_\_\_\_.





# Lesson 9: Red, Yellow, Blue

## 1. Letters

**Oo**

orange



**Pp**

paper



**Qq**

queen



**Rr**

rose



**Ss**

school

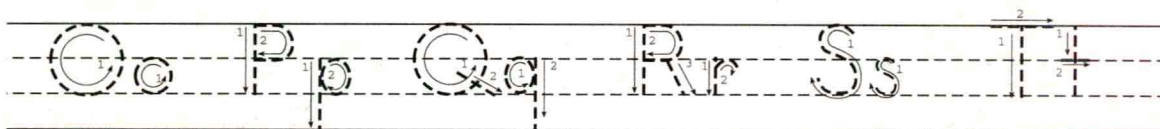


**Tt**

tea



Let's practise!  
This is "O". This  
is \_\_\_\_\_.



## 2. What colour is it?



**red**



**yellow**



**blue**

It's \_\_\_\_\_.



What's this?




What colour is it?



It's an apple!

It's red!



Do you like apples?

Yes, I do.

