

# REAL TALK<sup>4</sup> REAL TALK REAL TALK

## 凯恩英语口语完全教程

A COMPLETE COURSE IN ENGLISH  
AS IT IS SPOKEN BY NATIVE SPEAKERS



课本第四册 (基础级中等)  
Book Four (Elementary)

Kai En English  
Language Training Center  
Shanghai, China

人民教育出版社

# REAL TALK<sup>4</sup> REAL TALK REAL TALK

## 凯恩英语口语完全教程

A COMPLETE COURSE IN ENGLISH  
AS IT IS SPOKEN BY NATIVE SPEAKERS



课本第四册 (基础级中等)

Book Four (Elementary)

Kai En English  
Language Training Center  
Shanghai, China

**图书在版编目(CIP)数据**

凯恩英语口语完全教程. 课本. 第4册/凯恩英语培训中心编. —北京: 人民教育出版社, 2004

ISBN 7-107-17593-9

I. 凯... II. 凯... III. 英语 - 口语 - 教材  
IV. H319.9

中国版本图书馆 CIP 数据核字(2004)第 036511 号

人民教育出版社 出版发行

(北京沙滩后街 55 号 邮编: 100009)

网址: <http://www.pep.com.cn>

上海华文印刷厂印装 上海外文图书公司经销

2004 年 5 月第 1 版 2005 年 9 月第 2 次印刷

开本: 787 毫米 × 1092 毫米 1/16 印张: 8.625

字数: 172 千字 印数: 5001 ~ 10000 册

定价: 18.00 元



## Introduction to the Kai En Real Talk Series

The traditional focus on tests in China has meant a neglect of the teaching and learning of spoken English. The Kai En **Real Talk** series is designed to help Chinese students overcome their lack of confidence in oral English.

The important features of **Real Talk** are:

- **Real Talk** focuses on real spoken English as it is used by native speakers.
- **Real Talk** teaches only the language that is relevant to learners in China. Therefore, you can be sure that what you are learning is useful whether you are a student or a professional working in a joint venture company.
- **Real Talk** introduces vocabulary in a meaningful way so students not only learn the meanings of new words, but more importantly, they learn how to use these words and phrases in real communication.
- **Real Talk** emphasizes the language that Chinese students can use immediately after class when they communicate with native speakers in social or work situations.
- **Real Talk** is a complete language program from low beginning to high intermediate. Learners build on what they have learned and improve their spoken English systematically.
- **Real Talk** can be used in class or for self-study because the systematic workbook practice and extensive answer keys allow learners to check their own progress and work at their own pace.
- **Real Talk** offers an interesting and practical understanding of English without having to study endless grammar rules and word lists. The stories and listening passages are realistic, but fun. The input they provide will show you how to use English effectively.

### 《凯恩英语口语完全教程》系列介绍

在中国由于习惯于强调考试而忽视了英语口语的教学。《凯恩英语口语完全教程》系列则旨在帮助中国学生克服对自己的英语口语缺乏信心的问题。

《凯恩英语口语完全教程》有以下重要特点:

- 集中教授英语母语人士使用的纯正的英语口语。
- 教授的语言都是与中国的学习者密切相关的。所以,无论你是学生还是合资企业的专业人员,你都可以确信所学的内容是很实用的。
- 词汇的学习是在全面理解的基础上进行的,学生不仅学到了生词的含义,更重要的是学会如何在实际交流中使用这些单词和短语。
- 注重教授中国学生课后在社交或工作场合与英语母语人士交流时能立即应用的语言。
- 这是一套从入门级初等到中级高等的完整的语言培训项目。学习者在所学内容的基础上系统地提高英语口语水平。
- 本教程既能用于课堂教学,也能用于自学,因为练习册所提供的系统的操练和详尽的答案让学习者可以检查自己的进展,以便调整学习的进度。
- 提供了生动有趣而又切实可行的理解英语的途径,而不必学习无穷无尽的语法规则和词汇表。书中的故事和听力文章真实而有趣,它们提供的信息将向您展示如何有效地使用英语。

## Using Kai En Real Talk as a Self-Study Resource

The Kai En **Real Talk** series has a number of features that make it valuable as a self-study resource.

Kai En **Real Talk** textbooks are for self-study.

1. The textbook introduces useful language in a real situation so that you can see how the language is used for communication.
2. By seeing the words in real conversations, you learn how to use the vocabulary. Knowing how to use words is the key to building your vocabulary.
3. Each unit is organized so that you see new words many times. When you see words used in different situations, you learn how to use these words. Also because the words are repeated, this reinforces each word in your memory.
4. The language used is relevant to your needs so that you can use what you have learned immediately.
5. The units are structured so that each unit becomes more difficult. Therefore, you make progress as you move through the book.
6. Many of the stories and articles are taped so that you can check your pronunciation and practice your listening comprehension.
7. At the end of each unit there is a grammar and vocabulary review section so that you can review what you have learned and check your progress.
8. Each unit contains a “Common Mistakes for Chinese Students” section. This points out some common mistakes to avoid.
9. Because the language is natural English, listening to the tapes provides you with a great model of the English language.
10. Because the book has seven levels, you are sure to find a book that suits your English level.

### 用《凯恩英语口语完全教程》作为自学材料

《凯恩英语口语完全教程》系列拥有诸多特点,是颇有价值的自学材料。

《凯恩英语口语完全教程》课本可用于自学。

1. 课本介绍了在现实情况下有用的语言,使你能明白语言是如何在交流中应用的。
2. 你通过在实际会话中接触词汇来学习如何应用词汇。知道如何使用词汇是扩充词汇量的关键。
3. 每个单元经过精心编排,使新的词汇能多次出现,并被用于不同的情形下,这样你就能学习如何使用这些词汇。同时因为词汇的反复出现,加强了你对每个词汇的记忆。
4. 所用的语言与你的需要密切相关,使你能直接应用所学内容。
5. 各单元经过组织编排,使每个单元的难度逐渐增加。因此,你将随着逐级完成本教程的学习而取得进步。
6. 许多故事和文章都配有录音,让你能检查发音并练习听力理解。
7. 每单元最后是语法和词汇复习部分,使你能复习所学内容并检查自己的进展。
8. 每单元包含“中国学生常见错误”部分,指出一些要避免的常见错误。
9. 所用的语言是日常惯用的英语,通过听音带你能获得极好的英语样板。
10. 本教程有七个等级,你肯定能找到适合自己英语水平的教材。

# Contents 目录

<b>Unit 1</b>	<b>Long Time No See</b> .....	<b>1</b>	<b>第一单元</b>	<b>很久不见</b> .....	<b>1</b>
<b>Topics</b>	Introductions Personality Classmates		<b>主题</b>	介绍 个性 同学	
<b>Grammar</b>	Is Tom outgoing? They have a lot in common. What's your major? He's a generous man.		<b>语法</b>	汤姆好交往吗? 他们有许多共同点。 你主修什么专业? 他是个慷慨的人。	
<b>Functions</b>	Asking personal information Describing personality Comparing people Talking about relationships		<b>功能</b>	询问个人信息 描述个性 比较人物 谈论关系	
<b>Unit 2</b>	<b>Don't Worry!</b> .....	<b>15</b>	<b>第二单元</b>	<b>别着急!</b> .....	<b>15</b>
<b>Topics</b>	Feelings Problems at work Attitudes to work		<b>主题</b>	感受 工作中的问题 工作态度	
<b>Grammar</b>	He's disappointed with his job. I'm nervous when I have a test. I hope she doesn't smoke. He's in a bad mood today.		<b>语法</b>	他对工作感到失望。 当我有考试时我感到紧张。 我希望她不吸烟。 今天他心情不好。	
<b>Functions</b>	Describing feelings Asking about feelings Talking about hopes Giving opinions		<b>功能</b>	描述感受 询问感受 谈论希望 发表意见	
<b>Unit 3</b>	<b>Free Time</b> .....	<b>25</b>	<b>第三单元</b>	<b>业余时间</b> .....	<b>25</b>
<b>Topics</b>	Hobbies Entertainment Describing people Money		<b>主题</b>	业余爱好 娱乐 描写人物 金钱	
<b>Grammar</b>	What do you do in your free time? What kind of movies do you like? I spend my money on clothes. Tell me about your schedule.		<b>语法</b>	你在业余时间做什么? 你喜欢哪类电影? 我把钱花在购买衣服上。 告诉我你的日程安排。	
<b>Functions</b>	Describing kinds of entertainment Talking about hobbies Describing characteristics of people Describing spending habits Talking about schedules		<b>功能</b>	描述各种娱乐 谈论业余爱好 描述人物特征 描述花费习惯 谈论日程安排	

# Contents 目录

<b>Unit 4</b>	<b>A Hard Day's Work</b> ..... 39	<b>第四单元</b>	<b>一天艰苦的工作</b> ..... 39
<b>Topics</b>	Work responsibilities Problems at work Job interviews Negotiating	<b>主题</b>	工作职责 工作中的问题 工作面试 谈判协商
<b>Grammar</b>	I'm not satisfied with my salary. He wants to quit his job. I worked as a secretary. My boss promised me a raise.	<b>语法</b>	我对薪水不满意。 他要辞职。 我当秘书。 老板许诺给我加薪。
<b>Functions</b>	Describing problems at work Having a job interview Talking about salary Complaining about work	<b>功能</b>	描述工作中的问题 进行工作面试 谈论薪水 抱怨工作
<b>Unit 5</b>	<b>Janet Is Outgoing</b> ..... 51	<b>第五单元</b>	<b>珍妮特好交往</b> ..... 51
<b>Topics</b>	Personality characteristics Students and studying ability Relationships	<b>主题</b>	个性特征 学生和学习能力 关系
<b>Grammar</b>	What's your teacher like? She gets good grades at school. Tom is more conservative than Mark. Jenny types quickly. I'm shy and conservative.	<b>语法</b>	你的老师是怎样一个人? 她在校获得好成绩。 汤姆比马克保守。 詹妮打字打得快。 我较为腼腆保守。
<b>Functions</b>	Describing people Describing successful students Comparing people Talking about ability Meeting a boyfriend / girlfriend	<b>功能</b>	描写人物 描写成功的学生 比较人物 谈论能力 结识男友/女友
<b>Unit 6</b>	<b>Where Were You?</b> ..... 67	<b>第六单元</b>	<b>过去某时你在哪里?</b> ..... 67
<b>Topics</b>	Entertainment Music Sport Dates	<b>主题</b>	娱乐 音乐 体育运动 日期
<b>Grammar</b>	Did you go shopping yesterday? Were you at the concert last night? Where were you on July 10th? Liverpool won the match 4-0.	<b>语法</b>	你昨天去购物了吗? 你昨晚在听音乐会吗? 七月十日你在哪里? 利物浦队以四比零赢得比赛。
<b>Functions</b>	Describing past events Describing entertainment	<b>功能</b>	描述过去发生的事件 描述娱乐活动

# Contents 目录

Asking questions about the past  
Describing a sport event  
Talking about dates

询问过去的事  
描述一场体育比赛  
谈论日期

## Unit 7 Life Used to Be Different ... 81

### Topics

Lifestyles  
Daily habits  
Important decisions  
Future plans

### Grammar

Jenny has changed a lot recently.  
He used to live downtown.  
I regret my decision to work here.  
She has big plans for her future.  
If I had money, I'd travel a lot.

### Functions

Describing changes in lifestyle  
Comparing the past and now  
Talking about regrets  
Describing plans  
Talking about possibilities

## 第七单元

### 主题

## 过去的的生活不一样 ..... 81

生活方式  
日常习惯  
重要的决定  
未来计划

### 语法

詹妮最近改变了许多。  
他过去住在市区。  
我后悔决定在这儿工作。  
她对未来有宏大的计划。  
如果我有钱,我将到处去旅行。

### 功能

描述生活方式的变化  
比较过去和现在  
谈论遗憾的事  
描述计划  
谈论可能性

## Unit 8 Under Pressure! ..... 93

### Topics

Work responsibilities  
Pressure at school  
Working habits  
Health

### Grammar

I have a heavy workload.  
My boss is putting me under pressure.  
She is under pressure to get high grades.  
She has a fever.  
You should relax more.

### Functions

Describing pressure at work  
Complaining about pressure at school  
Discussing problems  
Giving advice

## 第八单元

### 主题

## 压力很大! ..... 93

工作职责  
在校读书的压力  
工作习惯  
健康

### 语法

我的工作量繁重。  
老板给我的压力很大。  
她处在获取高分的压力下。  
她发烧了。  
你应该多休息。

### 功能

描述工作中的压力  
抱怨在校读书的压力  
讨论问题  
提出建议

## Unit 9 City or Country? ..... 105

### Topics

City life  
Living in the country  
Development of a city

### Grammar

It's a good place to make money.

## 第九单元

### 主题

## 城市或乡村? ..... 105

城市生活  
住在乡村  
城市发展

### 语法

这是赚钱的好地方。



Contents 目录

	I've gotten used to the city lifestyle.		我逐渐习惯了城市的生活方式。
	I'd like to move to the city.		我愿意迁居城市。
	It's a dangerous place to live.		对于居住这是个危险的地方。
	Have you been to Beijing?		你去过北京吗?
	If I have time, I'll go to Beijing.		如果我有时间,我将去北京。
<b>Functions</b>	Describing city life	<b>功能</b>	描述城市生活
	Talking about the advantages of city life		谈论城市生活的优点
	Talking about the disadvantages of city life		谈论城市生活的缺点
	Describing attitudes to city life		描述对城市生活的态度
	Comparing city and country life		比较城市和乡村生活
	Describing city development		描述城市发展
<b>Glossary</b>	<b>词汇表</b> .....		<b>121</b>
<b>Appendix</b>	<b>附录</b> .....		<b>127</b>

# Unit 1

## *Long Time No See*

### **Topics**

*Introductions*

*Personality*

*Classmates*

### **Grammar**

*Is Tom outgoing?*

*They have a lot in common.*

*What's your major?*

*He's a generous man.*

### **Functions**

*Asking personal information*

*Describing personality*

*Comparing people*

*Talking about relationships*

# 1. Meeting a High School Classmate

## 遇到一个中学同学



### I Remember You!

Nick Jones!  
Is that you?

Yes, that's right. I'm Nick Jones.




We studied French and German together.  
Remember? We always sat next to each other.

Ron White! My old high  
school classmate! Of  
course I remember. How  
are you?

So, Ron, how's everything?



Fine, thanks. Long  
time no see.




Not so good. I was a  
businessman but I lost all  
my money. I don't have a  
job now and I'm divorced.

# 1. Meeting a High School Classmate

## 遇到一个中学同学

I have a large computer company with 200 employees.



Really? I can't believe it.  
At high school you were lazy.  
You never studied hard.

So, Nick, can you give an old friend some money?



I can't give you money,  
but I have a great idea!

You can work in my office. You  
can clean the floor and the toilets.



No way! Now I remember you.  
I didn't like you in high school.  
You were always stingy!

## 2. Asking Questions about People 询问他人情况

**Practice:** Use these words to talk about the pictures. 用所给词语看图说话。

*Example:*

*Mary/single? No/married*

*A: Is Mary single?*

*B: No, she isn't. She's married.*



1. Jenny/America?  
No/England



2. Tom/doctor?  
Yes



3. Tim/teacher?  
No/student



4. They/England?  
No/France



5. Linda/secretary?  
No/manager



6. Ken/America?  
No/Japan



7. Peter/generous?  
Yes



8. Betty/single?  
No/married



9. Max/Chinese?  
Yes



10. Mark/married?  
Yes



11. Alice/popular?  
Yes



12. Carol/American?  
Yes



### 3. Describing Yourself 描述自己

**Practice:** Use the words below to talk about yourself. 用下列词语谈论自己。

*Example:*

*I'm not lazy. My boss likes me because I work hard. . .*

#### Useful Vocabulary 实用词汇

hardworking	friendly	polite	smart
handsome	lazy	generous	unfriendly
rich	popular	rude	warm-hearted
stingy	selfish	conservative	considerate

### 4. Talking about Yourself 谈论自己

**Pair work:** Circle the correct words. Then tell your partner about yourself.

圈出正确的词并向伙伴介绍自己。

- I'm a) single. b) married. c) divorced.
- I a) have a good job. b) don't have a good job. c) don't have a job.
- I a) can cook very well. b) can cook a little. c) can't cook at all.
- I a) like to play football. b) like to watch football. c) don't like football.
- I a) like to dance. b) like to stay at home. c) like to meet friends.
- I a) like Japanese food. b) don't like Japanese food. c) never eat Japanese food.
- I a) like hot weather. b) like cold weather. c) like rainy weather.
- I a) like Shanghai. b) don't like Shanghai. c) think Shanghai is OK.

**Pair work:** Ask your partner about his/her family. 询问伙伴家庭情况。

Someone in your family who...

Name

Say why

is very stingy

.....

.....

has a very good job

.....

.....

was not born in China

.....

.....

speaks English well

.....

.....

is very smart

.....

.....

is very generous

.....

.....

is popular; has a lot of friends

.....

.....

can cook very well

.....

.....

is divorced

.....

.....

## 5. Meeting New People 结识新人



### I Want to Meet Her



Jake: Who's the new secretary?

Pete: Her name is Lily. She's from America.

Jake: What's she like?

Pete: She's warm-hearted and considerate. She is also smart and hardworking. She is in her mid-twenties and she's single.

Jake: Great. Can you introduce me? I want to invite her to dinner.

Pete: Yes. I can introduce you, but Frank is taking her to dinner tonight and Max is taking her to a movie tomorrow. She is very popular with the staff.

Lily: Who's the man over there?

Sue: His name is Jake. He is the accountant.

Lily: What's he like?


Sue: He's polite and friendly. His boss likes him because he is hardworking.

Lily: Can you introduce me? Maybe we can go out sometime.

Sue: Sure. I can introduce you, but his girlfriend will be angry.

Lily: Who is his girlfriend?

Sue: I am!



**Pair work:** Answer these questions. 回答下列问题。

1. Describe Lily.

2. Why does Jake want to meet Lily?

3. Describe Jake.

4. Why will Sue be angry?

## 6. Practicing What You Have Learned 巩固练习

**Practice:** Answer these questions about the picture. 看图回答问题。




1. Where are they from?
2. What are their jobs?
3. Is the man married?
4. How old are they?
5. Is the man generous?
6. Is she a secretary?
7. Do they work hard?
8. Is the woman in the chair popular?
9. Is she beautiful?
10. What are they talking about?

**Practice:** Now use your answers to make a story about the picture.  
根据对问题的回答看图讲故事。

## 7. Describing People 描写人物

**Practice:** Use these words to talk about the people in this picture.  
用所给词语谈论图片中的人物。



*Example:*

*I think he is selfish because...*

## Useful Vocabulary 实用词汇

selfish

conservative

polite

smart

stingy

lazy

generous

diligent

unfriendly

popular

rude

considerate

## 8. Describing People 描写人物




### Jason and Max Were Classmates

Jason and Max were classmates in high school. They both got along very well and they spent their free time together. Today they met each other on the street. Jason said, "You are a teacher! I'm surprised because when you were a student, you didn't like school." Max said, "And you are a policeman. When you were a student, you didn't like cops!" Both of them like their jobs.



Linda and Jennifer were roommates in college. After she graduated from college, Linda got a job in London as a secretary. After college Jennifer traveled all over Europe. Now they both live in London. Today they are having lunch. They are chatting about their time together in college. Neither of them is married.



Tom and Dick were classmates in college. Both of them graduated in 1975. Both of them got a job in a bank and both of them retired last year. They are good friends and they often meet for a drink. After they have a drink in a bar, neither of them wants to pay the bill.



Alex and Brad were both born in New York. They were classmates in high school. After high school they worked in a French restaurant. Now they live in the same apartment and work in the same restaurant. They both hate their jobs because the salary is too low.

