

新课标

初中英语

预备课程

Starter

新课标

初中英语

预备课程

Starter

译林出版社
牛津大学出版社

江苏省中小学教学研究室
牛津大学出版社 联合编写

译林出版社
牛津大学出版社

Published by Yilin Press and Oxford University Press (China) Limited
© Teaching and Research Division of Jiangsu Provincial Department of Education
and Oxford University Press 2004
For sale in Mainland China only and not for export therefrom
'Oxford' is a registered trademark of Oxford University Press

©江苏省中小学教学研究室和牛津大学出版社 2004

教材仅在中国大陆销售, 不供出口。

‘牛津’为牛津大学出版社的注册商标。

未经江苏省中小学教学研究室和牛津大学出版社(中国)有限公司书面许可, 不得在任何地区
以任何形式、任何媒介、任何文字翻印、仿制或转载本书的内容、文字或图片。

英方主编	牛津大学出版社(中国)有限公司英语教学编写委员会
中方主编	江苏省中小学英语教材编写组
责任编辑	杨亚建
封面设计	顾晓军
插图	侯海屏(学生用书) 侯海屏 郭喆(练习册)

书名	初中英语预备课程
出版	译林出版社 牛津大学出版社
地址	南京湖南路47号(邮政编码210009)
电话	025-83242700(总机)
传真	025-83242328
教材热线	025-83304650
电子信箱	yilin@yilin.com
网址	http://www.yilin.com
集团地址	江苏出版集团(南京中央路165号210009)
集团网址	凤凰出版传媒网 http://www.ppm.cn
重印	江苏省出版总社
经销	江苏省新华书店
印刷	江苏新华印刷厂
开本	787×1092毫米 1/16
印张	7.5
版次	2004年7月第1版 2004年7月第1次印刷
标准书号	ISBN 7-80657-698-3/G·124
定价	7.05元

本书若有印装错误可与出版社联系

(联系电话: 025-83204993)

前 言

学生在小学阶段学了一些英语,但在知识基础、学习能力和学习方式等方面存在差异。此外,小学英语和初中英语无论是在知识程度、能力要求和教材内容编排上,还是在教学模式上都有很大的不同,这就给中学英语教学带来了困难。为了做好小学和初中英语教材之间的衔接,我们编写了《初中英语预备课程》,供从小学五年级起学习英语和部分在小学阶段没有接触过英语的学生使用。

《初中英语预备课程》具有以下几个主要特点:

1. 本书把小学所学的知识进行了归纳、总结,供学生系统地复习、巩固所学知识。
2. 本书引入少量初一教材中的知识内容,为学生学好初一英语做一铺垫。
3. 本书运用新的理念和方法,使学生能够适应初中英语教学,顺利完成过渡教育。




《初中英语预备课程》由四个模块组成,每个模块包含三个单元,共十二个单元:1-2单元由“导入——听——说——读——字母——任务”六部分组成;3-6单元由“导入——听——说——读——语法——任务”六部分组成;7-12单元由“导入——听——说——读——语法——语音——任务”七部分组成。全书力求将话题、功能、结构和任务等几方面在比较真实的情景中融为一体。导入、听、说、读四部分内容的呈现以对话形式为主,话题均与学生日常生活相联系,语言情景真实,注重培养学生实际应用语言的能力。语法项目的安排充分考虑到学生的接受能力,循序渐进。语音部分系统地介绍了音标(该部分不再列入初中教学内容),培养学生初步拼读单词的能力。任务部分以易于学生口头操练和表演的形式让学生巩固本单元所学知识,寓教于乐,以提高学生的学习兴趣,也为教师组织教学提供方便。




本书供初一学生在学习初中课本前使用,所需教学时间为十周左右,各地可根据学生的英语实际水平对教学实践进行适当的调整。

编写这本书是一次尝试,难免有疏漏和不足之处,希望广大师生提出宝贵意见,以便今后修订。

江苏省中小学教学研究室
牛津大学出版社(中国)有限公司
2004年6月

Contents

	Unit	Welcome to the unit 	Listening 	Speaking 
Module 1	Getting to know me	1 Hello! (p. 8) Going to school (p. 8) Hi, ... Good morning. Goodbye.	How are you? (p. 8) Good afternoon. How are you? I am fine, thank you.	What's your name? (p. 9) What's your name? I'm ... You're ..., right? Yes, I am./ No, I'm ...
	2 My family (p. 12)	This is my sister (p. 12) Introduce others: This is ... She/He is my ...	Who is he/she? (p. 12) members of a family	Looking at a photo (p. 13) What is it? It's ... Who is she/he? She/He is my ...
	3 Good friends (p. 16)	A new friend (p. 16) Description about people: He is my cousin Andy. He's polite and helpful.	Meeting friends (p. 16) Guessing who he/she is by his/her answers to your questions	We are happy! (p. 17) Am I happy? Are you/they happy? Is he/she/it ...?
Module 2	Places around me	4 My classroom (p. 20) In the classroom (p. 20) Classroom English: Open the door, please. Stand up, please.	Following the teacher (p. 20) Listening to the instructions	Saying the numbers (p. 21) Numbers and plural forms of nouns Late for school (p. 21) A rhyme
	5 Visit my school! (p. 24)	My school (p. 24) Is this ...? Yes, it is. Is there ...? Yes, there is. No, there isn't. How many ...? There are ...	No. 10 Secondary School (p. 24) Buildings in a school Is there ...? Are there ...?	Visiting a school (p. 25) Is there ...? How many ...? There are ...
	6 In the park (p. 28)	ABC Park (p. 28) We are in ABC park. I'm between ... Millie is in front of ...	In the park (p. 28) Things in the park Don't ...	Where are they? (p. 29) Where is/are ...? He/She/It is ... They are ...
Appendices:		Wordlists (p.68) 	Proper nouns (p.82)	

Reading 	The alphabet/Grammar	Task
I'm Millie (p. 10) Greetings and asking names	My ABC (p. 10)  Letters A–N; Handwriting of the letters A–N Some abbreviations	A guessing game (p. 11) You're Lily, right? No, I'm ... Yes, I am.
What is he/she? (p. 14) Family members and jobs	My ABC (p. 14)  Letters O–Z Handwriting of the letters O–Z Some abbreviations	My family (p. 15) Task 1: Asking about family members and their jobs Task 2: Writing down your survey
My new friends (p. 18) She is from England. He is American.	My friends and me (p. 18) 'to be': I am ... You are ... He/She/It is ... We/You/They are	My classmates (p. 19) Task 1: Describing people Task 2: Filling in the blanks with the right words
This is my classroom (p. 22) Description about the classroom Numbers	Welcome to the art room (p. 22) Numbers 1–30 There is a ... There are ... in the art room.	My classroom (p. 23) Task 1: drawing a chart Task 2: reporting, using numbers and plural forms
Sally's secondary school (p. 26) Description about school How many ...? There is/are ...	Countable nouns (p. 26) Plural form of countable nouns Adding 's' 'es' 'ies' to nouns	This is my school! (p. 27) Task 1: Drawing a picture of your school Task 2: Practising how to describe your school
Going around ABC Park (p. 30) Locations of the things in the park	Where's Spotty? (p. 30) Prepositions of place under/on/near ...	Playing a game (p. 31) Task 1: playing the game Task 2: reviewing 'How many', 'there is/are', 'where is/are' and prepositions of place

	Unit	Welcome to the unit 	Listening 	Speaking 
Colours and things Module 3	7 Colours (p. 32)	What colour is it? (p. 32) What's in the box? It's a ... What colour is it? It's ...	Colour in the pictures (p. 32) Colours, clothes and possessive adjectives	Whose ... is it? (p. 33) Whose ... is it? It's my ...
	8 Our things (p. 38)	We have many things (p. 38) Do you have ...? Is this ... yours? Are these your ...?	Our things (p. 38) Things in our daily life	Whose ball is this? (p. 39) Whose ball is this? Is it yours? No, it's not mine.
	9 Signs (p. 44)	Don't play in the street (p. 44) You can't ...	What can I do? (p. 44) Signs and actions	In the library (p. 45) Can I ...? Yes, you can. No, you can't.
My day Module 4	10 My school day (p. 50)	What time is it? (p. 50) What time is it? It's ...	Lily and Nick's school day (p. 50) Time and subjects	Millie's questions (p. 51) Do you go to school at ...? Do you play tennis every day? Do we have a ... lesson today? Do you often ...?
	11 At the weekend (p. 56)	On Saturday (p. 56) Does Nick/Lily ...? Yes, he/she does. No, he/she doesn't.	Nick's Sunday (p. 56) Activities at the weekend	My family at the weekend (p. 57) Does your dad/mum ...? Yes, he/she does. No, he/she doesn't. What do you often do? I often ...
	12 A birthday party (p. 62)	It's Millie's birthday soon (p. 62) Talking about Millie's birthday	Birthday shopping (p. 62) A shopping list	Birthday presents (p. 63) What do you want to buy? Where can we buy these presents? When do you want to go shopping?
Appendices:		Wordlists (p.68) 	Proper nouns (p.82)	

Reading 	Grammar	Pronunciation 	Task
Going to play (p. 34) Looking for belongings before going to play	Whose ... is it? (p. 35) Whose ... is it? Adjective pronouns	Vowels (p. 36) /i:/ /ʌ/ /e/ /æ/ /ʌ/ /ɑ:/	Colours in my pictures (p. 37) Task 1: Looking at the pictures and reading the descriptions about them Task 2: Describing one of your pictures
Things in the lockers (p. 40) Lockers in Beijing Sunshine Secondary School	Whose ... is this/are these? (p. 41) Whose ... is this? Possessive pronouns	Vowels (p. 42) /ɒ/ /ɔ:/ /ʊ/ /u:/ /z:/ /ə/	Who has a pet? (p. 43) Task 1: Reading the example and finishing the report Task 2: Doing a survey, drawing a bar chart and giving a report
Going to the supermarket (p. 46) What the girl can and cannot do	can I ... (p. 47) Can I ...? Yes, you can. No, you can't.	Vowels (p. 48) /e:/ /a:/ /ɔ:/ /ə:/ /aʊ/ /ɪə/ /eə/ /ʊə/	Putting the signs in the right places (p. 49) Task 1: Identifying the signs Task 2: Putting the signs in the right places
Nick's day (p. 52) Time and activities	What time is it? (p.53) What time is it ? It's ... Lily's school life (p.53) Do you ...? Yes, I do. No, I don't.	Consonants (p. 54) /p/ /b/ /t/ /d/ /k/ /g/ /f/ /v/	My day (p. 55) Task 1: Doing a survey and finishing the chart Task 2: Writing and reporting
Miss Gao's weekends (p. 58) A day's activities at the weekend	change the verbs (p. 59) read→reads fly→flies wash→washes What do you often do? (p. 59) What do you often do? I often ... What does he/she often do? He/She often ...	Consonants (p. 60) /s/ /z/ /θ/ /ð/ /ʃ/ /ʒ/ /h/ /t/ /j/ /w/	My classmate's weekend (p. 61) Task 1: Doing a survey about classmates' weekend Task 2: Writing and reporting
Happy birthday (p. 64) Millie's birthday party	Lily's birthday (p. 65) 'wh-' questions	Consonants (p. 66) /tʃ/ /dʒ/ /tr/ /dr/ /ts/ /dz/ /l/ /m/ /n/ /ŋ/	A birthday invitation (p. 67) Task 1: Reading Millie's birthday invitation Task 2: Talking with your classmates and making your invitation

Unit 1

Hello!



Welcome to the unit

Going to school



Learn to say

1

Hi, Andy. Hi, Millie.



Hi, Lily. Hi, Nick.

2

Good morning, Miss Fang.



Good morning.

3

Goodbye!



Goodbye!



Listening

How are you?



Listen and learn

1

Good afternoon.



Good afternoon.

2

How are you?



I'm fine, thank you.

I'm = I am

TIP



B Listen and tick

1



How are you
Are you fine today

☐
☐

2



I'm OK
I'm fine

☐
☐


Speaking

What's your name?



Learn to say


1



What's = What is
You're = You are

TIP

2



3





Reading

I'm Millie



Look and read

1

Hello! I'm Mrs Wang.



Good morning, Mrs Wang. I'm Mrs Li.

2

Hello! What's your name?



I'm Millie.

3

How are you, Millie?



I'm fine, thank you, Mrs Li.

4

Goodbye, Millie.



Goodbye, Mrs Li.




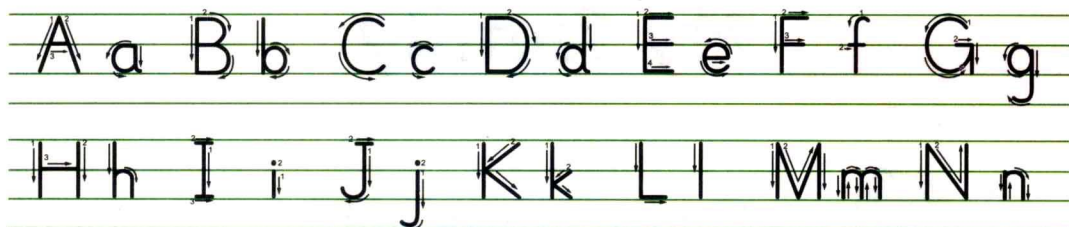
The alphabet

My ABC



Look and learn



B Read and write**C** Read the letters

HK CD a.m. kg ID KFC NBA LG

**A guessing game****Guess and greet**


1

You're Lily, right?



2

You're Lily, right?



3

Good morning!

Good morning!



4

You're Miss Fang, right?



Unit 2

My family



Welcome to the unit

This is my sister



Learn to say

1

Good morning, Peter.



Good morning, Lily.
Good morning, Nick.

2

This is Sally. She is my sister.



Hi, Sally. I'm Lily. This is Nick.
He is my twin brother.

3

This is Spotty. He is my dog.



This is Mimi. She is my cat.

4

Goodbye!



Goodbye!



Listening

Who is he/she?



Listen and learn



grandfather



grandmother



father



mother



brother



sister


B Listen and circle

1



T/F

2



T/F

3



T/F

4



T/F

5




T/F

6



T/F


Speaking
Looking at a photo

Ask and answer


Aunt Mary



Uncle Bob



Cousin Kate



Cousin Tony



Reading

What is he/she?



A Look and learn

1



a doctor

2



a teacher

3



a policeman

4



a nurse



B Look and read

Jill: Who's he?

Peter: He's my father.

Jill: What is he?

Peter: He's a doctor.

Jill: Who's she?

Peter: She's my mother.

Jill: What is she?

Peter: She's a teacher.

Jill: Who's he?

Peter: He's my uncle.

Jill: What is he?

Peter: He's a policeman.

Jill: Who's she?

Peter: She's my aunt.

Jill: What is she?

Peter: She's a nurse.

TIP
Who's = Who is
She's = She is
He's = He is





The alphabet


My ABC



A Look and learn



B Read and write



C Read the letters

TV UN PRC USA VIP IQ RMB WC



My family

Talk and say



	Name	Father's job	Mother's job
①	Lily	doctor	teacher
②			
③			
④			
⑤			

Unit 3

Good friends



Welcome to the unit

A new friend



Learn to say

1

Hi, I'm Millie.

Hi, I'm Jill.

Are we classmates?

Yes, we are.

2

How old are you?

I'm twelve.

I'm twelve too.

3

Who is he?

He's my cousin Andy.
He's polite and helpful.

4

Hi, Jill. Are you classmates?

Yes, we are.



Listening

Meeting friends



Listen and learn

1



big and strong

2



small and thin

3



tall and slim

4



short and pretty