

中小学英语实验教材(沿海版)小学英语课本 第四册

新交际英语

English in Action

Book 4

沿海版中小学教材编写委员会 编

主编：桂诗春



外语教学与研究出版社

FOREIGN LANGUAGE TEACHING AND RESEARCH PRESS

新交际英语


中小学英语实验教材(沿海版)小学英语课本 第四册

English in Action

Book 4

沿海版中小学教材编写委员会 编

主编：桂诗春



外语教学与研究出版社

FOREIGN LANGUAGE TEACHING AND RESEARCH PRESS

(京)新登字 155 号

新交际英语 4

沿海版中小学教材编写委员会 编

桂诗春 主编

* * *

责任编辑: 吴 静 杨 帆

出版发行: 外语教学与研究出版社

社 址: 北京市西三环北路 19 号 (100089)

网 址: <http://www.fltrp.com.cn>

印 刷: 北京大学印刷厂

开 本: 889×1194 1/16

印 张: 7.5

版 次: 2002 年 2 月第 1 版 2002 年 2 月第 1 次印刷

书 号: ISBN 7-5600-2486-6/G·1174

定 价: 10.50 元

* * *

如有印刷、装订质量问题出版社负责调换

制售盗版必究 举报查实奖励

版权保护办公室举报电话: (010)68917519

345



亲爱的小朋友们：

你们可曾想过周游世界，在异国的土地上与各国的小朋友随意畅谈？你们可曾想过打开电脑，在因特网的王国里自由翱翔？你们可曾想过当自己长大成人之后，能够在广阔的世界舞台上发挥自己的聪明才智，和不同肤色、不同语言、不同种族、不同信仰的人走到一起，探讨如何把我们的地球村建设得更加美好，让我们的未来更充满希望？相信你们一定会有这样的想法，因为你们是新世纪的希望，代表了人类的未来。

要让全世界的人汇聚在一起，就离不开语言这条纽带，因为世界不同地区的人说着不同的话。有一个关于巴比伦塔的神话说，古时候，人类想建一座直入云天的高塔，作为直通天国的道路，上帝为了破坏人类的努力，让建塔的人说不同的语言。这样，由于相互之间无法交流，人们相互猜疑，相互埋怨，最后一轰而散，高塔也随之坍塌。瞧，如果没有一种能够让人类自由交流的语言，我们怎能共同建设美好的地球村呢？

英语是目前国际交流中使用最广泛的语言。无论你走到任何地方，都能找到会说英语的人；只要你能说一口流利的英语，你就能跨越语言的障碍，在世界舞台上自由驰骋。学好英语，运用英语从事国际交流，是新一代青少年的希望，也是新一代人才的基本素质。

作为你们的前辈与兄长，我们十分乐意帮助你们实现自己的愿望。我们编写的这套《新交际英语》系列教材，就是为了让你们在轻松愉快的环境下，学习和使用英语，了解各国的文化和风土人情，让你们在运用英语进行交流的同时，享受无穷的学习乐趣。

在这套教材里，我们给你们介绍四个新朋友，Katy, Susan, Mike和Ben。他们是你们的同龄人，有着和你们相同或相似的特点与想法，并将伴随着你们一起长大。通过他们的眼睛，你们将会看到更广阔的世界，了解同龄人的生活，了解他们的想法与希望，与他们一起分享快乐的人生。同时，我们还给你们带来一个惊喜——Tammy and Dommy，这一对来自不同星球的兄弟，将会给你们带来无穷的乐趣。

不仅如此，在使用这本书的时候，你们还会发现英语学习其实并不枯燥乏味，相反，它会是生动有趣的。当你们唱着那些熟悉的曲调，朗诵那些流畅的诗歌时，你们将会发现语言韵律的美妙；当你们看着那些美丽的插图，玩着喜爱的游戏时，就会发现自己在不知不觉地使用英语和伙伴们交流。你们会觉得英语和汉语一样，并不神秘，它只不过是人类表达思想和情感的一种工具，而且是一种十分有用的工具。它能够扩展你的视野，让你接触各种各样的文化和思想，让你在知识的海洋里能更自由地遨游。


亲爱的小朋友们，在你们打开这本课本，去探讨这个丰富的语言世界之前，请你们先认识你们的新朋友和伙伴，我们衷心祝愿你们能与他们共同成长，共创美好的未来。

编者

Katy




Susan



Mike



Ben



Tammy



Dommy





Contents

Unit One	Playtime	1
Lesson One		1
Lesson Two		6
Unit Review (1)		12
Unit Two	Play with Friends	15
Lesson Three		15
Lesson Four		21
Unit Review (2)		27
Unit Three	Sports	29
Lesson Five		29
Lesson Six		34
Unit Review (3)		40
Unit Four	Weekdays	43
Lesson Seven		43
Lesson Eight		48
Unit Review (4)		53



Unit Five Weekend 55

Lesson Nine 55

Lesson Ten 61

Unit Review (5) 66

Unit Six Helping My Mum 69

Lesson Eleven 69

Lesson Twelve 75

Unit Review (6) 80

Unit Seven Daily Routines 83

Lesson Thirteen 83

Lesson Fourteen 88

Unit Review (7) 93

Unit Eight Revision 95

Vocabulary (I) 103

Vocabulary (II) 107

Unit One



Lesson One

A Song

I Can Count to Five



1=F 4/4

3 3 3 5 5 | 6 4 4 2 1 1 |

Look at your hand and what can you see? Have you

$\dot{7}$ $\dot{7}$ $\dot{6}$ $\dot{5}$ $\dot{5}$ $\dot{6}$ $\dot{7}$ | 1 2 3 — |
got five fin- gers just like me?

3 3 3 5 5 | 6 6 4 2 — |

Can you count quick-ly? Can you count slowly?

$\dot{7}$ $\dot{7}$ $\dot{7}$ $\dot{6}$ $\dot{5}$ $\dot{6}$ $\dot{7}$ | 1 1 1 1 1 — |
One, two, three, four five lit-tle fin-gers in a row.

6 — 7 — | 5 5 6 — | 4 4 4 4 5 |

One, two, three, four, five. One, two, three, four, five.

3 3 3 4 5 — | 6 — 7 — |

One, two, three, four, five. One, two,

5 5 6 — | 4 6 5 7 | 1 — — — |

three, four, five. I can count to five.



Playtime



Lesson One

A Talk

Mike: Let's have a picnic tomorrow.

All: That's great.



Mike: What can you take?

Katy: I can take some food.

Mike: OK. Susan, can you take some drink?

Susan: Mm... No, I can't.

Ben: Why?

Susan: It's heavy.



Mike: Who can take it?

Ben: Let me do it.

All: You? Yeah!




Unit One

Lesson One

Let's Say

Say what you can see or can't see in the picture.



Playtime



Lesson One

Let's Act

Task 1 Discuss what your classmates can take to a picnic.

Task 2 Fill in the following form.

Name	Food	Drink	Fruit	Other things

Task 3 Report it to the class.

Fun Time

Form 4 groups and have a picnic outside the classroom.

What can you take?



This is my bread.



Good!



Nice!

Unit One

Lesson One

Tammy and Dommy

Dommy: Tammy, I have a magic box.

Tammy: What can you do with it?

Dommy: I can take many things out of it.

Tammy: Can you? The box is small.

Dommy: Would you like a hamburger?

Tammy: Yes.

Dommy: Here you are.


Tammy: Wow! Can I have a Coke?

Dommy: Here it is.

Tammy: Can I have a big dog?

Dommy: Yes, of course.

Tammy: Hey, it's my dog, Bruce!



Playtime

Lesson Two



A Rhyme

I can see with my eyes.



I can hear with my ears.



I can talk with my mouth.



I can smell with my nose.



I can touch with my hands.



I can walk with my legs.



Unit One


Lesson Two

A Talk

Ben: Look! Is that John?

Mike: Yes, it is.

Ben: He can play basketball with one hand, but I can't. Can you do it?



Mike: No, I can't, but I can jump and run with one leg.

Ben: I can do it, too. Watch me.



Mike: Ha, it's funny. Can you touch the basket?

Ben: Of course.

Mike: Really?

Ben: Look! ...

Ouch!




Playtime

Lesson Two




Let's Say


Talk about what he/she/they can/can't do.




1 swim



2 play table tennis



3 touch



4 climb



5 play football



Unit One



Lesson Two



Let's Act

Task 1 Talk with your seatmate about what he/she can do.

Task 2 Describe the following things and fill in the form.



things/animals	... can...,	but... can't....
robot		
music-box		
puppet		
duck		
cat		
dog		
fish		
pig		
hen		
horse		
frog		
mouse		
rabbit		
snake		
monkey		
elephant		
giraffe		
panda		
tiger		
lion		








Playtime



Lesson Two

Fun Time

Make out a word from each group of letters and spell it.



1. _____

2. _____

3. _____

4. _____

5. _____

6. _____

7. _____

8. _____

9. _____

10. _____