

中小学英语实验教材（沿海版）小学英语课本 第五册


新交际英语

English in Action

沿海版中小学教材编写委员会 编

主编：桂诗春

Book 5



外语教学与研究出版社

FOREIGN LANGUAGE TEACHING AND RESEARCH PRESS

新交际英语

中小学英语实验教材(沿海版)小学英语课本 第五册

English in Action

Book 5

沿海版中小学教材编写委员会 编
主编：桂诗春



外语教学与研究出版社

FOREIGN LANGUAGE TEACHING AND RESEARCH PRESS

(京)新登字 155 号

新交际英语 5

沿海版中小学教材编写委员会 编

桂诗春 主编

* * *

责任编辑: 吴 静

执行编辑: 杨 帆

出版发行: 外语教学与研究出版社

社 址: 北京市西三环北路 19 号 (100089)

网 址: <http://www.fltrp.com.cn>

印 刷: 中国农业出版社印刷厂

开 本: 889×1194 1/16

印 张: 8.5

版 次: 2001 年 8 月第 1 版 2001 年 8 月第 1 次印刷

书 号: ISBN 7-5600-2319-3/G·1064


定 价: 12.00 元

* * *

如有印刷、装订质量问题出版社负责调换

制售盗版必究 举报查实奖励

版权保护办公室举报电话: (010)68917519



致 读 者

亲爱的小朋友们：

你们可曾想过周游世界，在异国的土地上与各国的小朋友随意畅谈？你们可曾想过打开电脑，在因特网的王国里自由翱翔？你们可曾想过当自己长大成人之后，能够在广阔的世界舞台上发挥自己的聪明才智，和不同肤色、不同语言、不同种族、不同信仰的人走到一起，探讨如何把我们的地球村建设得更加美好，让我们的未来更充满希望？相信你们一定会有这样的想法，因为你们是新世纪的希望，代表了人类的未来。

要让全世界的人汇聚在一起，就离不开语言这条纽带，因为世界不同地区的人说着不同的话。有一个关于巴比伦塔的神话说，古时候，人类想建一座直入云天的高塔，作为直通天国的道路，上帝为了破坏人类的努力，让建塔的人说不同的语言。这样，由于相互之间无法交流，人们相互猜疑，相互埋怨，最后轰而散，高塔也随之坍塌。瞧，如果没有一种能够让人类自由交流的语言，我们怎能共同建设美好的地球村呢？

英语是目前国际交流中使用最广泛的语言。无论你走到任何地方，都能找到会说英语的人；只要你能说一口流利的英语，你就能跨越语言的障碍，在世界舞台上自由驰骋。学好英语，运用英语从事国际交流，是新一代青少年的希望，也是新一代人才的基本素质。

作为你们的前辈与兄长，我们十分乐意帮助你们实现自己的愿望。我们编写的这套《新交际英语》系列教材，就是为了让你们在轻松愉快的环境下，学习和使用英语，了解各国的文化和风土人情，让你们在运用英语进行交流的同时，享受无穷的学习乐趣。

在这套教材里，我们给你们介绍四个新朋友，Katy，Susan，Mike和Ben。他们是你们的同龄人，有着和你们相同或相似的特点与想法，并将伴随着你们一起长大。通过他们的眼睛，你们将会看到更广阔的世界，了解同龄人的生活，了解他们的想法与希望，与他们一起分享快乐的人生。同时，我们还给你们带来一个惊喜——Tommy and Dummy，这一对来自不同星球的兄弟，将会给你们带来无穷的乐趣。

不仅如此，在使用这本书的时候，你们还会发现英语学习其实并不枯燥乏味，相反，它会是生动有趣的。当你们唱着那些熟悉的曲调，朗诵那些流畅的诗歌时，

你们就会发现语言韵律的美妙；当你们看着那些美丽的插图，玩着喜爱的游戏时，就会发觉自己在不知不觉地使用英语和伙伴们交流。你们会觉得英语和汉语一样，并不神秘，它只不过是人类表达思想和情感的一种工具，而且是一种十分有用的工具。它能够扩展你的视野，让你接触各种各样的文化和思想，让你在知识的海洋里能更自由地遨游。

亲爱的小朋友们，在你们打开这本课本，去探讨这个丰富的语言世界之前，请你们先认识你们的新朋友和伙伴，我们衷心祝愿你们能与他们共同成长，共创美好的未来。

编者

2001年5月



Katy



Susan



Mike



Ben



Tommy



Dummy



Contents

Unit One Health (1)

Lesson One(1)

Lesson Two(7)

Unit Two Shopping (13)

Lesson Three(13)

Lesson Four(18)

Unit Three Jobs (24)

Lesson Five(24)

Lesson Six(29)

Unit Four People I know (35)

Lesson Seven(35)

Lesson Eight.....(40)

Unit Five Making a Telephone Call (45)

Lesson Nine(45)

Lesson Ten(50)

Unit Six Act in a Play (55)

Lesson Eleven(55)

Lesson Twelve(60)

Unit Seven Asking the Way (65)

Lesson Thirteen(65)

Lesson Fourteen (70)

Unit Eight Revision (75)

Lesson Fifteen(75)

Vocabulary (I).....(84)

Vocabulary (II)(91)

Workbook(97)

Lesson One

A Song

Wash Song

1=F 2/4

1 1 1 1 1. 3 | 5. 3 1 | 2. 2 2 |

1. This is the way we wash our hands, wash our hands,

2. This is the way we wash our face, wash our face,

7. 6 5 { 1 1 1 1 1. 3 | 5 3. 1 }

wash our hands. This is the way we wash our hands,

wash our face. This is the way we wash our face,

2. 2 5 6 7 | 1 1 :||

on a cold and frosty morn-ing.

on a cold and frosty morn-ing.



A Talk

Mum: Mike, where are you? Have a Saturday ~~night~~ bath.

Mike: Here, Mum.

Mum: What are you doing?

Mike: Drawing a cartoon.



Mum: It's nine o'clock now. Put it away and take a bath.

Mike: Oh, should I? I'm quite clean.

Mum: Look at ~~those~~ ^{your} hands, they are black.

Mike: That's just colour.



Mum: Then look at your neck and feet, **H**ow dirty they are!

Mike: OK. I'm not clean.




Mum: That's right. You're dirty.

Mike: So I should take a bath, right?


Mum: Yes. Brush your teeth, wash your hair, anyway, clean yourself all over.

Mike: OK, I will.



Let's Say

Task 1 Look and say what they should do and should not do.



sleep
go to school



play
have class




take a bath and comb his hair
be dirty



put things here and there
clean her bedroom herself



read in the sun
be careful of their eyes



go to bed
watch TV

Task 2 Talk to your classmates what you should do and should not do for your health.

Task 3 Read and learn.

Tongue Twister 1

- | | | | | | | | |
|---------|----|--------|-------|---------|--------|--------|--|
| 1) /i:/ | e | he | me | she | be | | |
| | ee | sheep | sweet | three | feet | | |
| | ea | teach | read | teacher | | | |
| /ɪ/ | i | kid | him | in | is | sister | |
| | y | family | sorry | body | very | really | |
| 2) /p/ | p | pen | pet | pig | plane | put | |
| /b/ | b | ball | bus | bike | rubber | black | |

Let's Act

Task 1 Tell your friends what you usually do from Monday to Friday or at weekends and write them down.

Pupil A

My weekdays	
6:30	get up
7:00	go to school
8:00	have classes
12:00	go home
16:00	have sports
21:00	go to bed

My friend's weekend	
morning	_____
afternoon	_____
evening	_____

Pupil B

My weekend	
morning:	
	go to the park
afternoon:	
	visit friends
evening:	
	watch TV

My friend's weekdays	
6:30	_____
7:00	_____
8:00	_____
12:00	_____
16:00	_____
21:00	_____

Task 2 Talk about good or bad habits with your classmates.

Model: A: Hello. Do you think it's good to take a walk after supper?

B: Yes. It's bad to read in the sun. Do you think so?

Fun Time


~~Climb up and down the tree by throwing your coin and say what you should do or should not do to keep fit.~~



Go up two steps.
I should ...



Go down one step.
I should not ...



Come on.



Tommy and Dummy

Dummy: Would you like to try this apple?

Tommy: That's great!

Dummy: Go and wash your hands first.

Tommy: All right.




Dummy: You should go and change your coat at once, or you'll catch cold.

Tommy: Oh, should I?



Dummy: Look at your feet. You have your wrong shoes on.

Tommy: Do I?



Tommy: May I have the apple now, Dummy?


Dummy: Dirty hands again!

Tommy: I don't want to wash them!



Dummy: Look, what's on my tail?

Tommy: Thank you, Dummy.





A Rhyme

Listen to me,
over here, ~~boys and girls,~~
Come and hear, follow me,

Name _____
Read the vegetables with me.

~~Cabbage,~~ ~~beans,~~
Eat the tomato, carrot and corns.

~~Lettuce,~~ ~~onions,~~
Eat the potato and French beans, and peas.
~~peppers~~



A Talk

Mum: Let's have a barbecue on the beach for your birthday, Mike.

Mike: Hurray!



May: Dad, try my beef, please.

Dad: Oh, it's very nice.

Mike: Mum, try a chicken wing, please.

Mum: Mm...It's very nice. Thanks, Mike.



Dad: Kids, have some bread and some fruit.

Mike: No, I don't like fruits.

May:



Dad: Do you want any ice-cream?

Mike:

May: Yes, please.


Dad: Then have some fruit, or I won't give you any ice-cream!




Let's Say

Task 1 Look and talk about what's good for health.


It's good to have




some



a lot of



It's bad to have
too many/much



Task 2 Read and learn.

/ e / e bed pen pet very egg

/ æ / a cat dad bag apple that

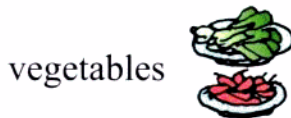
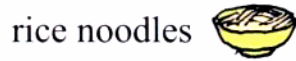
/ t / t take tall tell tie toe

/ d / d dog doll duck desk door



Let's Act

Task 1 Choose your lunch that is good for you.



My lunch _____

Task 2 Write down your friends' choices and say if they are good or bad.

Name _____

Name _____

