

中小学英语实验教材（沿海版）小学英语课本 第三册

新交际英语

English in Action

沿海版中小学教材编写委员会 编

主编：桂诗春

Book 3



外语教学与研究出版社

FOREIGN LANGUAGE TEACHING AND RESEARCH PRESS

新交际英语

中小学英语实验教材(沿海版)小学英语课本 第三册

English in Action

Book 3

沿海版中小学教材编写委员会 编

主编：桂诗春



外语教学与研究出版社

FOREIGN LANGUAGE TEACHING AND RESEARCH PRESS

(京)新登字 155 号

新交际英语 3

沿海版中小学教材编写委员会 编

桂诗春 主编

* * *

责任编辑: 吴 静

执行编辑: 杨 帆

出版发行: 外语教学与研究出版社

社 址: 北京市西三环北路 19 号 (100089)

网 址: <http://www.fltrp.com.cn>

印 刷: 中国农业出版社印刷厂

开 本: 889×1194 1/16

印 张: 7.5

版 次: 2001 年 8 月第 1 版 2001 年 8 月第 1 次印刷

书 号: ISBN 7-5600-2282-0/G·1035


定 价: 10.50 元

* * *

如有印刷、装订质量问题出版社负责调换

制售盗版必究 举报查实奖励

版权保护办公室举报电话: (010)68917519



致读者

亲爱的小朋友们：

你们可曾想过周游世界，在异国的土地上与各国的小朋友随意畅谈？你们可曾想过打开电脑，在因特网的王国里自由翱翔？你们可曾想过当自己长大成人之后，能够在广阔的世界舞台上发挥自己的聪明才智，和不同肤色、不同语言、不同种族、不同信仰的人走到一起，探讨如何把我们的地球村建设得更加美好，让我们的未来更充满希望？相信你们一定会有这样的想法，因为你们是新世纪的希望，代表了人类的未来。

要让全世界的人汇聚在一起，就离不开语言这条纽带，因为世界不同地区的人说着不同的话。有一个关于巴比伦塔的神话说，古时候，人类想建一座直入云天的高塔，作为直通天国的道路，上帝为了破坏人类的努力，让建塔的人说不同的语言。这样，由于相互之间无法交流，人们相互猜疑，相互埋怨，最后一轰而散，高塔也随之坍塌。瞧，如果没有一种能够让人类自由交流的语言，我们怎能共同建设美好的地球村呢？

英语是目前国际交流中使用最广泛的语言。无论你走到任何地方，都能找到会说英语的人；只要你能说一口流利的英语，你就能跨越语言的障碍，在世界舞台上自由驰骋。学好英语，运用英语从事国际交流，是新一代青少年的希望，也是新一代人才的基本素质。

作为你们的前辈与兄长，我们十分乐意帮助你们实现自己的愿望。我们编写的这套《新时代英语》系列教材，就是为了让你们在轻松愉快的环境下，学习和使用英语，了解各国的文化和风土人情，让你们在运用英语进行交流的同时，享受无穷的学习乐趣。

在这套教材里，我们给你们介绍四个新朋友，Katy，Susan，Mike和Ben。他们是你们的同龄人，有着和你们相同或相似的特点与想法，并将伴随着你们一起长大。通过他们的眼睛，你们将会看到更广阔的世界，了解同龄人的生活，了解他们的想法与希望，与他们一起分享快乐的人生。同时，我们还给你们带来一个惊喜——Tommy and Dummy，这一对来自不同星球的兄弟，将会给你们带来无穷的乐趣。

不仅如此，在使用这本书的时候，你们还会发现英语学习其实并不枯燥乏味，相反，它会是生动有趣的。当你们唱着那些熟悉的曲调，朗诵那些流畅的诗歌时，


你们就会发现语言韵律的美妙；当你们看着那些美丽的插图，玩着喜爱的游戏时，就会发现自己不知不觉地在使用英语和伙伴们交流。你们会觉得英语和汉语一样，并不神秘，它只不过是人类表达思想和情感的一种工具，而且是一种十分有用的工具。它能够扩展你的视野，让你接触各种各样的文化和思想，让你在知识的海洋里能更自由地遨游。

亲爱的小朋友们，在你们打开这本课本，去探讨这个丰富的语言世界之前，请你们先认识你们的新朋友和伙伴，我们衷心祝愿你们能与他们共同成长，共创美好的未来。

编者
2001年5月



Katy



Susan



Mike




Ben



Tommy



Dummy



Contents

Unit One Our School (1)

| | |
|-----------------------|------|
| Lesson One | (1) |
| Lesson Two | (7) |
| Unit Review (1) | (13) |

Unit Two Time (15)

| | |
|-----------------------|------|
| Lesson Three | (15) |
| Lesson Four | (21) |
| Unit Review (2) | (26) |

Unit Three Our Rooms (28)

| | |
|-----------------------|------|
| Lesson Five | (28) |
| Lesson Six | (33) |
| Unit Review (3) | (39) |

Unit Four Zoo Animals (42)

| | |
|-----------------------|------|
| Lesson Seven | (42) |
| Lesson Eight | (48) |
| Unit Review (4) | (52) |

Unit Five Things I Like (54)

| | |
|-----------------------|------|
| Lesson Nine | (54) |
| Lesson Ten | (59) |
| Unit Review (5) | (64) |

Unit Six Things I Have (66)

Lesson Eleven (66)
Lesson Twelve (71)
Unit Review (6) (76)

Unit Seven Things I Can Do (78)

Lesson Thirteen (78)
Lesson Fourteen (83)
Unit Review (7) (88)

Unit Eight Revision (90)

Lesson Fifteen (90)

Vocabulary (I) (95)

Vocabulary (II) (101)

Unit One Our School

Lesson One

A Song

Our School

1=F 2/4

5 1 2 | 3• 3 3 | 2 1 6 | 5 — | 5 1 2 |
Our school will shine to-day. Our school will shine. Our school will
La La La La La La La La La La La La

3• 3 3 | 2 2 3 | 2 — | 5 1 2 | 3• 3 3 |
shine to-day. All down the line. Our school will shine to-day.
La La La La La La La La La La La La

2 1 6 | 5 3 4 | 5 3 2 3 4 | 5 3 2 |
Our school will shine. When the sun goes down, when the moon comes up,
La La La La La La La La La La La La La

3 3 2 | 1 — :||
Our school will shine.
La La La La





A Talk



Mike: Look, our school is new.

Ben: Yes, new classroom building, new playground.

Susan: And a nice garden.

Katy: I like our school.

Mike: Where is our new classroom?


Katy: Maybe it's over there.



Susan: Let's go and have a look.

Mike: Hi! Where is Class One?

Ben: It's here.



Let's Say

Ask and answer where they are.

Where are they?





Let's Act


Task 1 Listen and touch.

Model:

PupilsA: Where is the blue pen?

Pupils : It's here.

PupilsA: Lily, you're out.



Task 2 Read and circle Jim's clothing.

Jim: Mum, where is my white shirt?

Where are my blue shoes?

Where is my black belt?

Where are my red trousers?

Where are my brown socks?

Mum: Oh, my dear! Find them yourself.



Fun Time

A game "Hide and Seek". Count up to ten and find your classmates.


Model:

Pupil A: One, two, three, four, five, six, seven, eight, nine, ten.

I'm ready.

Pupil B: Where is Jane?

Pupil A: She's here.





Tommy and Dummy

Tommy: ^{This is} These ~~are~~ my new toys.

...

Dummy: Let me put ^{it} them here.

...

Dummy: Hi, Tommy. I have got a nice toy.

Tommy: May I have a look?

Dummy: No!

Tommy: Well, I have got ^a two new toys, too.



Dummy: Really?


Tommy: Here they... But where ^{is} ~~are~~ ^{it} they?

Dummy: I know.


Tommy: Where?


Dummy: Give ^{it to me} me one. Then I'll tell you.





A Rhyme

The night is beautiful,
So are the faces of our pupils. 
The stars are beautiful,
So are the eyes of our pupils.
Beautiful, also, is the sun.
Beautiful, also, are the souls of our pupils.






A Talk

Teacher: Hi, boys and girls. Let's play a game.

Pupils: OK.

Teacher: Guess! Where is Katy?



Pupil A: She's near the classroom.

Teacher: But where?

Pupil B: She's behind the door.



Teacher: Good! And where are Ben and Mike?

Susan: They are in the teacher's office.


Teacher: No. Try again.

Pupils: Where are they?

Ben:

I'm here, under the desk.

Mike:





Let's Say


Look for



Find the cat, Kitty.



under




on



in



behind



beside



near



Let's Act

Look at the picture and match. link A to B.

Where are they?



A
a desk

a chair

a bag

a pencil-box

two English books

some paper

three pencils

B
in the classroom

in front of the pencil-box

on the desk

near the books

under the paper

beside the desk

on the chair