



普通高等教育“十三五”规划教材
互联网+本科英语教学重点推荐教材

E时代大学英语

E-TIME COLLEGE ENGLISH — VIEWING, LISTENING AND SPEAKING

[含微课]

—— 视听说教程 4

主编 E时代大学英语编写组

 外文出版社
FOREIGN LANGUAGES PRESS



普通高等教育“十三五”规划教材
互联网+本科英语教学重点推荐教材

E时代大学英语 ——视听说教程 4

主编 E时代大学英语编写组



外文出版社
FOREIGN LANGUAGES PRESS

图书在版编目 (C I P) 数据

E时代大学英语. 视听说教程. 4 / E时代大学英语编写组主编. — 北京 : 外文出版社, 2017
ISBN 978-7-119-11017-2

I. ①E… II. ①E… III. ①英语—听说教学—高等学校—教材 IV. ①H319

中国版本图书馆CIP数据核字(2017)第212544号

E时代大学英语——视听说教程 4

主 编 E时代大学英语编写组

责任编辑 史 敬 曹 灿

封面设计 倪秋芬

出版发行 外文出版社有限责任公司

地 址 中国北京西城区百万庄大街 24 号 邮政编码 100037

网 址 <http://www.flp.com.cn>

电 话 (010) 68320579/68996067 (总编室)

(010) 68995875/68990283 (编辑部)

(010) 62111051/62131450 (推广发行部)

印 刷 北京谊兴印刷有限公司

经 销 新华书店 / 外文书店

开 本 1/16

印 张 10.5

字 数 219 千字

装 别 平

版 次 2017 年 8 月第 1 版第 1 次印刷

书 号 ISBN 978-7-119-11017-2

定 价 39.80 元

前言

PREFACE

非常感谢大家使用《E时代大学英语》系列教材。

随着信息时代的来临，大学英语的教学理念、教学方法、教学模式和教学技术都发生了很大的变化。为了达到《大学英语教学指南》提出的要求，大学英语教学不仅要帮助学生打好语言基础，更要与现代教学技术结合，注重培养学生的学习兴趣和英语应用能力。这就要求我们对大学英语教学进行改革与创新。

大学英语教学的创新首先是教材的创新。为此，我们潜心多年对市场上的大学英语教材进行了充分研究，并走访了众多院校，举办了数场大学英语教学改革和教材编写研讨会，与众多英语教学专家和优秀一线教师反复讨论、研究，编写而成《E时代大学英语》系列教材。

《E时代大学英语》系列教材体现了外语教育者在教材改革方面所做的开拓创新尝试，借鉴近年来大学英语教学改革的成功经验与教学实践的成果，使用多样的教学手段和创新的教学方法，力求提升学生的英语综合应用能力，支持教师提高课堂教学质量，推动大学英语教学迈向新台阶。

本系列教材理论、结构、教法互为依据、互为完善、互为转换，构成了一个灵活、方便、高效的教学系统。

一、《E时代大学英语》系列教材简介

《E时代大学英语》系列教材以教育部颁发的《大学英语教学指南》为指导，在设计和编写中准确把握大学英语的课程定位和性质，深入分析教学目标和教学要求，总结归纳课程结构与内容，采用多种教学方法和教学手段，力求将能力培养和能力测试紧密结合，以促进大学生知识、能力和综合素质的协调发展。

该系列教材包括《E时代大学英语——读写教程》《E时代大学英语——视听说教程》《E时代大学英语——阶梯阅读教程》《E时代大学英语——快速阅读教程》和《E时代大学英语——综合训练》五种，每种四册。

二、《E时代大学英语——视听说教程》特色

《E时代大学英语——视听说教程》结合现代高等教育教学的特点，融入了全新的教学理念、教学方法和教学技术，并配有丰富的数字化教学资源。其特色具体表现在以下几个方面：

◎ 内容丰富，覆盖全面

本套教材听力资料的选材涵盖了社会、经济、文化、环境、科学、自然等多个领域，题材多样，

旨在开拓学生视野，提高学生的人文学识和科学素养。

◎ 思想碰撞，文化交流

本套教材旨在提高学生英语视、听、说能力，强调语言作为文化载体的作用。同时，充分挖掘大学英语课程丰富的人文内涵。

在学习交流先进的科学技术或专业信息、了解国外的社会与文化、增进对不同文化的理解、培养跨文化交际能力的同时，还积极响应中国文化“走出去”的国家战略，增加具有中国特色的题材，让学生在英语学习中不断积累中华文化知识。鼓励学生进行中外文化思想的碰撞、观点的交锋，使学生具备了解国外文化和信息的能力和将中国文化和特色传播出去的能力，促进与各国人民的广泛交往，提升国家软实力。

◎ 因材施教，循序渐进

本套教材在内容设计上独具匠心，富有层次感。首先，根据学生不同学期所关心和面临的问题进行选材，以提高其学习兴趣；其次，各册教材的语言难度随着学生英语水平的提高而逐步增加；第三，练习形式丰富多样，内容安排环环相扣，重在提高学生语言能力。

◎ 互联网+，资源齐全

本套教材除了在“硬件”教材上精益求精外，还大力开发“软件”的学习资源，充分运用数字化教学资源，如微课、课件、在线考试系统、在线教学和学习平台等，凸显现代教学方式的互动性、移动性、随时性，以丰富教师教学手段，提高学生学习效率。

◎ 图文并茂，版面精美

本套教材图文并茂、版面活泼生动，采用全彩印刷，印制精美，令人赏心悦目。

三、《E 时代大学英语——视听说教程》单元结构

本套教材每册包括八个单元，每个单元包括 Warm-up、In-Class Listening、Speaking、Self-Checking、After-Class Listening 五个基本模块。单元的设计和编排既考虑到题材多样性和难易度，也照顾到策略训练的先后顺序，从而有针对性地加强学生英语听说能力的培养。

- ☆ Warm-up 以短文、诗歌、谚语、歌曲、图片描述等多种启发性活动引入单元主题，激发学生的学习兴趣，引导学生对本单元主题进行思考。
- ☆ In-Class Listening 包含短对话、长对话、短文、新闻报道、电影视频，所选材料贴近学生生活、结合社会实际，进而更有效地培养学生的听力能力。
- ☆ Speaking 分为两个部分，第一部分为输入环节，即提供与话题有关的表达；第二部分为输出环节，让学生选择相关话题进行练习（配有对话模板以供学生参考）。输入—输出相配合，有效提高学生口语能力。
- ☆ Self-Checking 为本单元的词汇听写，考核学生对本单元重要词汇的掌握情况。
- ☆ After-Class Listening 为大学英语等级考试真题精选，供学生课后自测。

此外，每册书的最后一个部分提供了测试题，以便对学生掌握知识的情况进行有效评估。

本书由 E 时代大学英语编写组主编。

无论我们如何追求完美，书中仍可能存在不完善和疏漏之处，敬请各位读者给予指正。此外，在编写本书的过程中，我们借鉴了许多文献资料，这里向这些作者表示最诚挚的谢意。

编者
2017年7月

E时代大学英语编写组成员

主 编	李 娜	魏春霞	龙在波
副主编	洪维辉	黄 宴	王 浩
	王 伟	万 杨	聂平俊
参 编	蓝 岚	刘振兴	谭 菁
	王 芳	袁海燕	余晓敏
	郑丹丹	曾 晶	张 艳

CONTENTS | 目录

001



Unit One A Beautiful Mind

Warm-up

Listen to each sentence first and choose the right expressions from the four possible choices. /2

In-Class Listening

Understanding Short Conversations /2
Understanding a Long Conversation /4
Understanding a Passage /5
Understanding News Reports /7
 Report One /8
 Report Two /9
Understanding a Movie Clip /10

Speaking


How to Prepare and Give a Speech (1) /12
 Section A: Planning Your Speech — Input Process /12
 Section B: Appreciating a speech — Input process /13
 Section C: Delivering a Speech — Output Process /13

Self-Checking

watching the video, you are required to answer two questions according to your understanding of the speech. /13

After-Class Listening

Task One /14
 I Listen to a passage and choose the best answers to the questions you hear after the passage. /14
 II Listen to the passage again and complete the following missing information. /15
Task Two /15
 I Listen to a passage and choose the best answers to the questions you hear after the passage. /15
 II Listen to the passage again and complete the following missing information. /16
Task Three /16
 I I Listen to a passage and choose the best answers to the questions you hear after the passage. /16
 II Listen to the passage again and complete the following missing information. /17



Unit Two Attention, Your Manners

Warm-up

Now you are going to hear five quotations about good manners. When you are listening, try to understand each quotation and complete the missing information. /20

In-Class Listening

Understanding Short Conversations /20
 Understanding a Long Conversation /22
 Understanding a Passage /23
 Understanding News Reports /25
 Report One /25
 Report Two /26
 Understanding a Movie Clip /27

Speaking

How to Prepare and Give a Speech (2) /29
 Section A: Writing Your Speech — Input Process /29
 Section B: Appreciating a Speech — Input Process /29
 Section C: Delivering a Speech — Output Process /29

Self-Checking

Write down the words you hear and check their spellings.
 How many points can you get? /30

After-Class Listening

Task One /30
 I Listen to a passage and choose the best answers to the questions you hear after the passage. /30
 II Listen to the passage again and complete the following missing information. /31
 Task Two /31
 I Listen to a passage and choose the best answers to the questions you hear after the passage. /31
 II Listen to the passage again and complete the following missing information. /32
 Task Three /32
 I Listen to a passage and choose the best answers to the questions you hear after the passage. /32
 II Listen to the passage again and complete the following missing information. /33

Unit Three To be a Better Man

Warm-up

Now you will hear some sayings about responsibility. When you are listening, try to understand each saying and complete the missing information. /36

In-Class Listening

Understanding Short Conversations /36
 Understanding a Long Conversation /38
 Understanding a Passage /40
 Understanding News Reports /42
 Report One /43
 Report Two /44
 Understanding a Movie Clip /45

Speaking

How to Prepare and Give a Speech (3) /47
 Section A: Writing Your Speech — Input Process /47
 Section B: Appreciating a Speech — Input Process /48
 Section C: Delivering a Speech — Output Process /48

Self-Checking

Write down the words you hear and check their spellings.
 How many points can you get? /49

After-Class Listening

Task One /49
 I Listen to a passage and choose the best answers to the questions you hear after the passage. /49
 II Listen to the passage again and complete the following missing information. /50
 Task Two /50
 I Listen to a passage and choose the best answers to the questions you hear after the passage. /50
 II Listen to the passage again and complete the following missing information. /51
 Task Three /51
 I Listen to a passage and choose the best answers to the questions you hear after the passage. /51
 II Listen to the passage again and complete the following missing information. /52

Left brain

I am the left brain.
I am a scientist. A mathematician.
I love the familiar. I categorize. I am accurate. Linear.
Analytical. Strategic. I am practical.
Always in control. A master of words and language.
Realistic. I calculate equations and play with numbers.
I am order. I am logic.
I know exactly who I am.

Right brain

I am the right brain.
I am creative. A free spirit. I am generous.
Imaginative. Spontaneous. I am the sound of roaring laughter.
I am love. The feeling of total serenity face first.
I am pleasure. I feel today.
I fill the world with color on an empty canvas.
I am hope and imagination. All. Peter Dinklage. U2.
I am everything I would like to be.

Unit Four Make a Difference to the World

Warm-up

Now you will hear some excerpts from the speech *Unleashing Your Creativity* of Bill Gates. When you are listening, try to understand it and complete the missing information. /54

In-Class Listening

Understanding Short Conversations /54
Understanding a Long Conversation /56
Understanding a Passage /57
Understanding News Reports /59
Report One /60
Report Two /61
Understanding a Movie Clip /62

Speaking

How to Prepare and Give a Speech (4) /64
Section A: Writing Your Speech — Input Process /64
Section B: Appreciating a Speech — Input Process /64
Section C: Delivering a Speech — Output Process /64

Self-Checking

Write down the words you hear and check their spellings.
How many points can you get? /65

After-Class Listening

Task One /65
I Listen to a passage and choose the best answers to the questions you hear after the passage. /65
II Listen to the passage again and complete the following missing information. /66
Task Two /66
I Listen to a passage and choose the best answers to the questions you hear after the passage. /66
II Listen to the passage again and complete the following missing information. /67
Task Three /67
I Listen to a passage and choose the best answers to the questions you hear after the passage. /67
II Listen to the passage again and complete the following missing information. /68



Unit Five Fly Your Love

Warm-up

Observe the following pictures to identify what they are doing, and then discuss with your partner about how to be a qualified volunteer. /70

In-Class Listening

Understanding Short Conversations /70
 Understanding a Long Conversation /72
 Understanding a Passage /74
 Understanding News Reports /77
 Report One /78
 Report Two /79
 Understanding a Video Clip /80

Speaking

How to Prepare and Give a Speech (5) /82
 Section A: Practicing Your Speech — Input Process /82
 Section B: Appreciating a speech — Input process /83
 Section C: Delivering a Speech — Output Process /83

Self-Checking

Write down the words you hear and check their spellings.
 How many points can you get? /84

After-Class Listening

Task One /84
 I Listen to a passage and choose the best answers to the questions you hear after the passage /84
 II Listen to the passage again and complete the following missing information. /85
 Task Two /85
 I Listen to a passage and choose the best answers to the questions you hear after the passage. /85
 II Listen to the passage again and complete the following missing information. /86
 Task Three /86
 I Listen to a passage and choose the best answers to the questions you hear after the passage. /86
 II Listen to the passage again and complete the following missing information. /87



Unit Six Think Globally, Live Greenly

Warm-up

Enjoy a song and try to complete the lyrics with missing words. /90

In-Class Listening

Understanding Short Conversations /92
 Understanding a Long Conversation /94
 Understanding a Passage /96
 Understanding News Reports /98
 Report One /98
 Report Two /99
 Understanding a Movie Clip /100

Speaking


How to Prepare and Give a Speech (6) /102
 Section A: On the Day of Your Speech — Input Process /102
 Section B: Appreciating a Speech — Input Process /102
 Section C: Delivering a Speech — Output Process /103

Self-Checking

Write down the words you hear and check their spellings.
 How many points can you get? /104

After-Class Listening

Task One /104
 I Listen to a passage and choose the best answers to the questions you hear after the passage. /104
 II Listen to the passage again and complete the following missing information. /105
 Task Two /105
 I Listen to a passage and choose the best answers to the questions you hear after the passage. /105
 II Listen to the passage again and complete the following missing information. /106
 Task Three /106
 I Listen to a passage and choose the best answers to the questions you hear after the passage. /106
 II Listen to the passage again and complete the following missing information. /107



Unit Seven Public Security

Warm-up

Now you will get some information about the Ministry of Public Security. When you are listening, try to understand each sentence and complete the missing information. /110

In-Class Listening

Understanding Short Conversations /110
 Understanding a Long Conversation /112
 Understanding a Passage /114
 Understanding News Reports /116
 Report One /116
 Report Two /117
 Understanding a Movie Clip /118

Speaking


How to Prepare and Give a Speech (7) /120
 Section A: During Your Speech — Input Process /120
 Section B: Appreciating a Speech — Input Process /121
 Section C: Delivering a Speech — Output Process /121

Self-Checking

Write down the words you hear and check their spellings.
 How many points can you get? /122

After-Class Listening

Task One /122
 I Listen to a passage and choose the best answers to the questions you hear after the passage. /122
 II Listen to the passage again and complete the following missing information. /123
 Task Two /124
 I Listen to a passage and choose the best answers to the questions you hear after the passage. /124
 II Listen to the passage again and complete the following missing information. /125
 Task Three /125
 I Listen to a passage and choose the best answers to the questions you hear after the passage. /125
 II Listen to the passage again and complete the following missing information. /126



Unit Eight Success

Warm-up

Now you will hear some sayings about success. When you are listening, try to understand each saying and complete the missing information. /128

In-Class Listening

Understanding Short Conversations /128
 Understanding a Long Conversation /130
 Understanding a Passage /132
 Understanding News Reports /133
 Report One /134
 Report Two /135
 Understanding a Speech Clip /136

Speaking

How to Prepare and Give a Speech (8) /139
 Section A: Tips for preparing and giving a speech — Input Process /139
 Section B: Appreciating a speech — Input process /140
 Section C: Delivering a Speech — Output Process /140

Self-Checking

Write down the words you hear and check their spellings.
 How many points can you get? /141

After-Class Listening

Task One /141
 I Listen to a passage and choose the best answers to the questions you hear after the passage. /141
 II Listen to the passage again and complete the following missing information. /142
 Task Two /142
 I Listen to a passage and choose the best answers to the questions you hear after the passage. /142
 II Listen to the passage again and complete the following missing information. /143
 Task Three /143
 I Listen to a passage and choose the best answers to the questions you hear after the passage. /143
 II Listen to the passage again and complete the following missing information. /144



145

Final Test

Part A

You will hear eight short conversations. After each conversation, you will hear a question. Listen carefully and choose the best answer from the four possible choices. (16 points) /145

Part B

Now you will hear a long conversation. After the conversation, you will hear four questions. Listen carefully and take down some necessary notes if possible and choose the best answer from the four possible choices. (16 points) /146

Part C

Now you will hear a passage. After the passage, you will hear four questions. Listen carefully and take down some necessary notes if possible and choose the best answer from the four possible choices. (16 points) /146

Part D

Now you will hear a passage. It will be read three times. When you are listening, supply the missing information in the blanks. (32 points) /147

Part E

Now you will hear two news reports. At the end of each news report, you will hear two or three questions. Listen carefully and choose the best answer from the four possible choices. (20 points) /147

参考文献 /149

