



辛笛应用钢琴成人教程

卡西欧成人钢琴教程

辛笛 成镁甄

前 言

“辛笛应用钢琴教学法”是结合实际、因材施教、学以致用为基础钢琴教学法，在继承传统钢琴教学同时，打破精英教学单一模式，通过探索、模仿、即兴、创作等速成学习，启发成人钢琴学习者的音乐想象，拓宽思维空间，彰显动手能力，有着快乐学琴、兴趣学琴、速成学琴和创造学琴四个教学特点。

成人钢琴教育是“辛笛应用钢琴教学法”十个教学模块中的一个速成教学模块。作者在编写该教程时，考虑到成人学习钢琴与孩子不一样，工作忙、时间少，学习钢琴的目的就是为了能弹奏一些自己喜欢的歌曲、丰富业余生活等。因此，该书的编写有以下特点。

1. 固定手型、固定节奏、固定指法。教程编写注重音乐学科横向联系，注重课程流程的整体布局与教学设计，每节课都有新的知识点，采用了固定手型、固定节奏、固定指法等特点，这种模式化的教学方法与内容能让学习者在学钢琴的入门阶段感到简单、轻松和愉快，有利于初学者方便、快捷地掌握学习内容，提高双手协调能力。

2. 知识点清晰、布局合理。该书针对成人钢琴学习者所编写，整本书总共有十四章，注重知识点的布局与讲解，循序渐进、由浅入深，按照一周一次课，一次课两个课时（90分钟），大概40周左右完成教学任务。

3. 科学性。用数码钢琴上集体课已经被愈来愈多的教师认可，其中，音量的可控、音色的变化等优势为科学上好一节集体课奠定了基础。另外，数码钢琴集体课打破了传统教学“一对一”的教学形式，对丰富教学手段、改革授课形式、完善教学内容、提高教学工作效率等方面都起到至关重要的作用。数码钢琴集体课充分展示了现代化教学设备用在基础训练方面的优势。

4. 模式化伴奏音型。左手模式化伴奏音型是速成学习钢琴的重要教学手段之一，成人通过学习简易式半分解和弦伴奏音型、简易式分解和弦伴奏音型、扩大式柱式和弦伴奏音型、扩大式分解和弦伴奏音型及扩大式半分解和弦伴奏音型，最终达到能灵活使用所学伴奏音型弹奏和

弹唱耳熟能详的歌曲。

5. 灵活多变的教学步骤。上好集体课除了有合适的教材外，还需要有科学的教学形式与教学方法，以及灵活多变的教学步骤。辛笛应用钢琴成人集体课授课主要分为以下几个步骤：

(1) 左手模式化的基础训练；(2) 配合数码钢琴的功能设备进行协调对位训练；(3) 集体课合作型训练；(4) 合手弹奏训练；(5) 回课点评。

此外，该书除了适合作为成人学习钢琴的第一本入门教材外，还可以作为钢琴基础教材用于数码钢琴集体课，它可以把传统钢琴教学中单一枯燥无味的手指训练变得趣味化、综合化、音乐化。希望它能满足广大读者的需要，成为初学者的良师益友和应用钢琴教师的好帮手。

目 录

第一章	(001)
第一节 右手1—3指练习	(001)
第二节 左手1—3指练习	(002)
第三节 双手练习	(003)
第二章	(010)
第一节 右手1—3指练习	(010)
第二节 右手1—5指练习	(014)
第三章	(017)
第一节 I—IV—V和弦连接	(017)
1. 小猫咪	辛 笛 曲 (018)
2. 春游	辛 笛 曲 (019)
3. 哈巴狗	辛 笛 曲 (020)
4. 开心的小熊	辛 笛 曲 (021)
第二节 低音谱号、左手小指弹奏	(022)
第四章	(025)
第一节 基础训练	(025)
1. 南国的孩子	辛 笛 曲 (026)
2. 远方的童话	辛 笛 曲 (027)
3. 我们都是小海军	辛 笛 曲 (028)
4. 小浣熊	辛 笛 曲 (029)
5. 小星星	美国歌曲 (030)
第二节 扩大式分解和弦伴奏音型练习	(031)
题例	(033)
练习曲	(034)
第五章	(037)
第一节 基础训练	(037)
1. 粉刷匠	波兰歌曲 (037)

2. 哈巴狗·····	佚名曲 (038)
3. 赛船·····	德国歌曲 (039)
4. 我有一双小小手·····	张翼曲 (040)
5. 很久以前·····	美国歌曲 (041)
第二节 踏板与伴奏音型练习 ·····	(042)
练习曲·····	(042)
渔光曲·····	任光曲 (046)
第六章 ·····	(047)
第一节 基础训练 ·····	(047)
1. 逃课的小明·····	辛笛曲 (047)
2. 大山风光好·····	辛笛曲 (048)
3. 动物园里的聚会·····	辛笛曲 (049)
4. 夏天的月光·····	辛笛曲 (050)
5. 星星和我一起闪亮·····	辛笛曲 (051)
6. 丰收之歌·····	丹麦民歌 (052)
第二节 扩大式分解和弦伴奏音型 ·····	(053)
练习曲·····	(053)
第七章 ·····	(056)
第一节 基础训练 ·····	(056)
1. 多动症的小李·····	辛笛曲 (056)
2. 爬楼梯·····	辛笛曲 (057)
3. 念一首诗歌·····	辛笛曲 (058)
4. 晴朗的早上·····	辛笛曲 (059)
5. 狡猾的小狐狸·····	辛笛曲 (060)
6. 红绿灯·····	辛笛曲 (061)
第二节 扩大式分解和弦伴奏音型 ·····	(062)
练习曲·····	辛笛曲 (062)
飞吧! 鸽子·····	辛笛曲 (065)
第八章 ·····	(067)
第一节 基础训练 ·····	(067)
1. 星星的晚安歌·····	辛笛曲 (067)
2. 悠扬的琴声·····	辛笛曲 (068)
3. 小树苗在长大·····	辛笛曲 (069)
4. 冬天的寒风·····	辛笛曲 (070)

5. 小木屋·····	辛 笛 曲 (071)
6. 乡村风光·····	辛 笛 曲 (072)
第二节 扩大式分解和弦伴奏音型 ·····	(073)
练习曲·····	(073)
夕阳红·····	张丕基 曲 (076)
第九章 ·····	(077)
第一节 基础训练 ·····	(077)
1. 保尔的母鸡·····	挪威民歌 (077)
2. 故乡的亲人·····	福斯特 曲 (078)
3. 老黑奴·····	福斯特 曲 (079)
4. 珍重再见·····	美国歌曲 (080)
第二节 扩大式分解和弦伴奏音型 ·····	(082)
练习曲·····	辛 笛 曲 (082)
月亮代表我的心·····	汤 尼 曲 (084)
第十章 ·····	(086)
第一节 基础训练 ·····	(086)
第二节 扩大式分解和弦伴奏音型 ·····	(092)
1. 渴望·····	雷 蕾 曲 (092)
2. 秋光·····	森冈贤一郎 曲 (094)
第十一章 ·····	(096)
1. 两只蝴蝶·····	朝 阳 曲 (096)
2. 上海滩·····	顾嘉辉 曲 (098)
3. 在水一方·····	林家庆 曲 (100)
第十二章 ·····	(102)
1. 别问我是谁·····	蔡仪樟 曲 (103)
2. 城里的月光·····	陈佳明 曲 (106)
3. 牵手·····	李子恒 曲 (108)
第十三章 ·····	(111)
1. 枉凝眉·····	王立平 曲 (112)
2. 最浪漫的事·····	李正帆 曲 (114)
3. 同一首歌·····	孟卫东 曲 (117)
第十四章 ·····	(120)
1. 大海啊, 故乡·····	王立平 曲 (121)
2. 其实你不懂我的心·····	童安格 曲 (124)

3. 独角戏····· 季忠平 曲 (127)
4. 水晶····· Ahn Heony-Han 曲 (130)

附录一 即兴弹奏常用伴奏音型汇总····· (133)

附录二 乐曲····· (136)

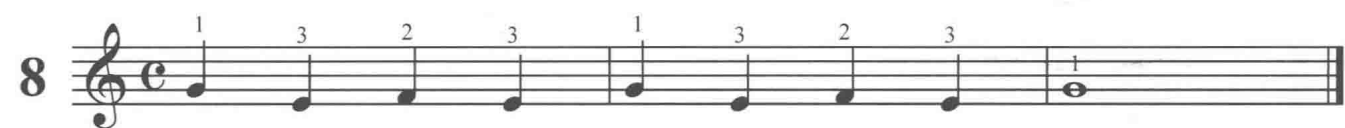


1. 时间都去哪儿了····· 陈曦 词 董冬冬 曲 (136)
2. 天空之城····· 雪域飞狼 词 久石让 曲 (138)
3. 终于等到你····· 陈曦 词 董冬冬 曲 (140)
4. 鸿雁····· 内蒙古民歌 吕燕卫 词 额尔古纳乐队 编曲 (142)
5. 夜空中最亮的星····· 逃跑计划 词曲 (144)
6. 最浪漫的事····· 姚若龙 词 李正帆 曲 (146)
7. 落叶归根····· 王力宏 词曲 (148)
8. 红颜旧····· 袁亮 词 赵佳霖 曲 (150)
9. 卷珠帘····· 李姝、Luna 词 霍尊 曲 (152)
10. 小幸运····· 徐世珍、吴辉福 词 Jerry C 曲 (154)
11. 呼伦贝尔大草原····· 克明 词 乌兰托嘎 曲 (156)
12. 红尘客栈····· 方文山 词 周杰伦 曲 (158)
13. 桃花谣····· 贺东久、李峰 词 印青 曲 (160)
14. 愿得一人心····· 胡小健 词 罗俊霖 曲 (162)
15. 不了情····· 陶秦 词 王福龄 曲 (164)
16. 淘汰····· 周杰伦 词曲 (166)
17. 好久不见····· 施立 词 陈小霞 曲 (168)
18. 小情歌····· 吴青峰 词曲 (170)
19. 匆匆那年····· 林夕 词 梁翘柏 曲 (172)
20. 九儿····· 何其玲、阿鲲 词 阿鲲 曲 (174)
21. 贝加尔湖畔····· 李健 词曲 (176)
22. 父亲····· 筷子兄弟 词曲 (178)
23. 雁南飞····· 李俊 词 李伟才 曲 (180)
24. 从前的我····· 田晓鹏 词 黄英华 曲 (182)

第一章

第一节 右手1—3指练习



第二节 左手1—3指练习



左手音程式伴奏音型

Musical notation for '左手音程式伴奏音型' (Left hand formula accompaniment pattern). It shows a four-measure sequence in C major. The right hand has whole rests. The left hand plays a rhythmic pattern of eighth notes. Chords are indicated as I, I, V7, and V7. Fingerings are shown as 1-3, 1-3, 1-2, and 1-2.

左手简易式半分解和弦伴奏音型

Musical notation for '左手简易式半分解和弦伴奏音型' (Left hand simplified half-decomposed chord accompaniment pattern). It shows a four-measure sequence in C major. The right hand has whole rests. The left hand plays a rhythmic pattern of eighth notes. Chords are indicated as I, I, V7, and V7. Fingerings are shown as 5-3, 5-3, 5-2, and 5-2.

第三节 双手练习

1

Musical notation for the first exercise of '第三节 双手练习' (Section 3: Two-hand exercise). It shows a four-measure sequence in C major. The right hand plays a simple melody of whole notes. The left hand plays a rhythmic pattern of eighth notes. Chords are indicated as I, V7, I, and V7. Fingerings are shown as 1-3, 1-2, 1-3, and 1-2.

Musical notation for the second exercise of '第三节 双手练习' (Section 3: Two-hand exercise). It shows a five-measure sequence in C major. The right hand plays a simple melody of whole notes. The left hand plays a rhythmic pattern of eighth notes. Chords are indicated as I, V7, I, V7, and I. Fingerings are shown as 1-3, 1-2, 1-3, 1-2, and 1-3.

2

1
I

2
V7

3
I

2
V7

1
I

2
V7

3
I

2
V7

1
I

3

1
I

2
V7

1
I

3
I

1
I

2
V7

1
I

3
I

1
I

4

Musical notation for exercise 4, measures 1-4. The piece is in C major, 4/4 time. The right hand plays a simple melody with notes G4, A4, B4, C5, B4, A4, G4. The left hand plays a steady bass line of quarter notes: C3, D3, E3, F3, G3, A3, B3, C4, D4, E4, F4, G4, A4, B4, C5. Chord symbols are I, V7, I, V7. Fingerings are indicated: 1, 2, 3, 2 in the right hand and 1, 2, 3, 2 in the left hand.

Musical notation for exercise 4, measures 5-8. The right hand melody continues: G4, A4, B4, C5, B4, A4, G4. The left hand bass line continues: C3, D3, E3, F3, G3, A3, B3, C4, D4, E4, F4, G4, A4, B4, C5. Chord symbols are I, I, V7, I. Fingerings are indicated: 3, 2, 2, 1 in the right hand and 1, 2, 3, 2 in the left hand.

5

Musical notation for exercise 5, measures 1-4. The piece is in C major, 4/4 time. The right hand melody consists of quarter notes: G4, A4, B4, C5, B4, A4, G4. The left hand bass line consists of quarter notes: C3, D3, E3, F3, G3, A3, B3, C4, D4, E4, F4, G4, A4, B4, C5. Chord symbols are I, V7, I, V7. Fingerings are indicated: 3, 2, 3, 2 in the right hand and 1, 2, 3, 2 in the left hand.

Musical notation for exercise 5, measures 5-8. The right hand melody continues: G4, A4, B4, C5, B4, A4, G4. The left hand bass line continues: C3, D3, E3, F3, G3, A3, B3, C4, D4, E4, F4, G4, A4, B4, C5. Chord symbols are I, V7, V7, I. Fingerings are indicated: 3, 2, 3, 2 in the right hand and 1, 2, 3, 2 in the left hand.

6

3 2 3

I I V7 I

5 1 3 5 1 2 5 1 3

3 2 3

I I V7 I

5 1 3 5 1 2 5 1 3

7

3 2 3 1

I V7 I I

5 1 3 5 1 2 5 1 3

2 2 3 1

V7 V7 I I

5 5 5 5

8

Musical notation for system 8, measures 1-4. The system is in common time (C) and features a treble and bass clef. The right hand (RH) has a melodic line with triplets and dyads. The left hand (LH) has a bass line with chords and eighth notes. Chord symbols are: I, V7, I, V7.

Musical notation for system 8, measures 5-8. The system is in common time (C) and features a treble and bass clef. The right hand (RH) has a melodic line with triplets and dyads. The left hand (LH) has a bass line with chords and eighth notes. Chord symbols are: I, I, V7, I.

9

Musical notation for system 9, measures 1-4. The system is in common time (C) and features a treble and bass clef. The right hand (RH) has a melodic line with triplets and dyads. The left hand (LH) has a bass line with chords and eighth notes. Chord symbols are: I, I, I, V7.

Musical notation for system 9, measures 5-8. The system is in common time (C) and features a treble and bass clef. The right hand (RH) has a melodic line with triplets and dyads. The left hand (LH) has a bass line with chords and eighth notes. Chord symbols are: I, I, V7, I.

10

Musical notation for system 10, measures 1-4. The system consists of two staves. The upper staff is in treble clef with a common time signature (C). It contains four measures: Measure 1 has a half note G4 with a triplet '3' above it; Measure 2 has a half note A4 with a '2' above it; Measure 3 has a half note B4; Measure 4 has a whole note C5. The lower staff is in treble clef and contains four measures of accompaniment, each with a quarter note followed by a pair of eighth notes. Chord symbols 'I' and 'V7' are placed below the upper staff in measures 1, 2, 3, and 4 respectively.

Musical notation for system 10, measures 5-8. The system consists of two staves. The upper staff is in treble clef with a common time signature (C). It contains four measures: Measure 5 has a half note G4; Measure 6 has a half note A4; Measure 7 has a half note B4 with a '2' above it; Measure 8 has a whole note C5. The lower staff is in treble clef and contains four measures of accompaniment, each with a quarter note followed by a pair of eighth notes. Chord symbols 'I', 'I', 'V7', and 'I' are placed below the upper staff in measures 5, 6, 7, and 8 respectively.

11

Musical notation for system 11, measures 1-4. The system consists of two staves. The upper staff is in treble clef with a common time signature (C). It contains four measures: Measure 1 has a half note G4 with a triplet '3' above it; Measure 2 has a half note A4 with a '2' above it; Measure 3 has a half note B4 with a triplet '3' and a '2' above it; Measure 4 has a whole note C5 with a '2' above it. The lower staff is in treble clef and contains four measures of accompaniment, each with a quarter note followed by a pair of eighth notes. Chord symbols 'I', 'V7', 'I', and 'V7' are placed below the upper staff in measures 1, 2, 3, and 4 respectively.

Musical notation for system 11, measures 5-8. The system consists of two staves. The upper staff is in treble clef with a common time signature (C). It contains four measures: Measure 5 has a half note G4; Measure 6 has a half note A4; Measure 7 has a half note B4 with a triplet '3' and a '2' above it; Measure 8 has a whole note C5. The lower staff is in treble clef and contains four measures of accompaniment, each with a quarter note followed by a pair of eighth notes. Chord symbols 'I', 'V7', 'V7', and 'I' are placed below the upper staff in measures 5, 6, 7, and 8 respectively.

12

Musical notation for system 12, measures 1-4. The system consists of two staves. The upper staff is in treble clef with a common time signature (C). The lower staff is in bass clef. The key signature has one sharp (F#). The notation includes fingerings (1, 2, 3) and chord symbols (I, V7) placed below the notes.

Musical notation for system 12, measures 5-8. The system consists of two staves. The upper staff is in treble clef with a common time signature (C). The lower staff is in bass clef. The key signature has one sharp (F#). The notation includes fingerings (3, 2, 2) and chord symbols (I, V7, V7, I) placed below the notes.

13

Musical notation for system 13, measures 1-4. The system consists of two staves. The upper staff is in treble clef with a common time signature (C). The lower staff is in bass clef. The key signature has one sharp (F#). The notation includes fingerings (2, 3, 2) and chord symbols (I, I, I, V7) placed below the notes.

Musical notation for system 13, measures 5-8. The system consists of two staves. The upper staff is in treble clef with a common time signature (C). The lower staff is in bass clef. The key signature has one sharp (F#). The notation includes fingerings (3, 2) and chord symbols (I, I, V7, I) placed below the notes.