


视听说教程

Viewing, Listening and Speaking

Student's Book

主编 周榕 莫咏仪

学生用书



2



新世纪师范英语系列教材

视听说教程

Viewing, Listening
and Speaking

学生用书 *Student's Book*

2

主 编	周 榕	莫咏仪
副主编	徐曼菲	冯 茵
编 者	冯 茵	刘英杰 莫咏仪
	徐曼菲	周 榕

图书在版编目 (CIP) 数据

视听说教程 (2) 学生用书 / 周榕, 莫咏仪主编. —上海: 上海外语教育出版社, 2014
新世纪师范英语系列教材

ISBN 978 - 7 - 5446 - 3604 - 9

I. ① 视… II. ① 周… ② 莫… III. ① 英语—听说教学—师范大学—教材 IV. ① H319.9

中国版本图书馆CIP数据核字 (2014) 第005269号

出版发行: 上海外语教育出版社

(上海外国语大学内) 邮编: 200083

电 话: 021-65425300 (总机)

电子邮箱: bookinfo@sflep.com.cn

网 址: <http://www.sflep.com.cn> <http://www.sflep.com>

责任编辑: 陶 怡

印 刷: 上海新艺印刷有限公司

开 本: 850×1168 1/16 印张 9.5 字数 248千字

次: 2014 年 3 月第 1 版 2014 年 3 月第 1 次印刷

印 数: 3 100 册

书 号: ISBN 978-7-5446-3604-9 / H • 1871

定 价: 23.00 元

·本版图书如有印装质量问题,可向本社调换

编委会名单

编委会主任

程晓堂 北京师范大学

编 委(按姓氏笔画顺序)

王 文 陕西师范大学

闫怡恂 沈阳师范大学

李 力 西南大学

李正栓 河北师范大学

李 晓 广西师范大学

张绍杰 东北师范大学

张春柏 华东师范大学

张维友 华中师范大学

林大津 福建师范大学

周 榕 华南师范大学

赵文静 河南师范大学

饶振辉 江西师范大学

洪 岗 浙江外国语学院

姚君伟 南京师范大学

贾冠杰 苏州大学

原一川 云南师范大学

黄源深 上海对外贸易大学

蒋洪新 湖南师范大学

韩 刚 海南师范大学

蔡龙权 上海师范大学

总 序

2009年7月,在上海召开了一次“师范院校英语专业教学和发展圆桌会议”。参加本次会议的有来自全国18所师范院校的22位外语学院院长、系主任和出版界的代表。本次会议全面、深入地讨论了当前形势下师范院校英语专业的学科定位、人才培养目标、课程设置、教学内容与方法、教材建设、师资队伍、学生就业等方面的问题,并且在很多重要方面达成了共识,为今后师范院校英语专业的建设与发展提供了重要的参考意见。

师范教育关系到国家未来的人才培养,具有深远意义。与其他专业的师范教育相比,英语专业的师范教育责任更大,负担更重。英语专业的师范生不仅需要学好英语,还需要学习如何教英语。所以,师范英语专业应该是英语学科+教学能力的培养,既不能局限于语言的学习,也不应局限于教学技能的培养。

在中国语境下,各级各类的教育都非常重视教材的作用,师范教育也不例外。可以说,教材的编写质量和水平直接关系到教师的教学和学生的学习,直接关系到人才培养的质量和规格。

由于师范教育的特殊性,供师范生使用的教材也应该具有特殊性。但是,目前大多数师范院校仍使用综合性大学的教材,突出不了其师范教育的专业性。所谓师范特色,主要是指教材在培养学生语言能力的同时,还应合理渗透教师教育的相关内容。说得具体一点,师范生的英语教材不仅要使学生学好英语,还要使他们直接或间接地从教材中体会、感受到教英语和学英语的过程与方法。比如,语法教材以及综合教材中的语法部分,可以适当地渗透“如何教语法”或“如何学语法”的内容。当然,师范专业的教材本身也应体现新的教学理念。同时,师范教育的教材还应加强人文教育,提高师范生基本人文素养。

根据2009年圆桌会议的建议,上海外语教育出版社决定邀请国内部分师范大学的专家编写一套符合新时期师范院校英语专业本科教学需要的系列教材。此决定得到了北京师范大学、南京师范大学、华南师范大学等师范院校的积极响应。该套教材除了包括基础阶段主要课程的教材(如综合教程、读写教程和视听说教程)以外,还包括一些专业课程教材。

我们希望更多的师范院校加入本套教材的编写、试用、研究和推广,并以此为契机,结合课堂教学实际情况,共同探讨师范院校的人才培养目的、教育教学的内容与方法以及师范院校英语专业的建设与发展。

程晓堂

2013年3月

于北京师范大学

编者的话

一、编写宗旨

英语专业师范方向的学生除了掌握全面、系统的英语语言知识,拥有过硬的英语语言技能之外,还应该具备有效教授英语的能力。《师范英语视听说教程》是一套既遵循外语教学规律与学习者的认知特点,又充分突出英语师范教育专业性的新型教材,供师范英语专业基础阶段的教学使用。

本套教材四册学生用书在选材、编排与任务设计上循序渐进,符合英语专业学习者的知识水平与认知特点,提供大量丰富、贴近大学生活的视、听、读输入材料和生动多样的口头表达任务,使学生通过获取筛选、判断释义、归纳总结、重构信息,以及陈述看法、评论观点等做法培养与提高英语听力与口头表达能力。

本套教材凸显以学生为本、自主学习、探究性学习等教学理念,并将新课标倡导的一些基础教育理念融入到教材的主题选择、活动设计中,展示如何获得听、说各种微技能以及如何教授这些技能,使面对新时期英语听说教学的师范生掌握必需的教学理念、资源、技术、工具与有效方法。

二、编写原则

1. 总体思路

- 使学生获得大量真实生动的英语语言知识、文化背景知识,并注重输入的可吸收性;
- 注重视、听与说的有效结合,通过大量的听说活动,使语言输入充分内化,转化为输出能力;
- 注重使口语和听力教学理论充分体现在实际的任务设计中;
- 注重激发学生对输入内容的兴趣,培养他们自主学习、独立思考、检索信息及利用资源的能力;
- 注重循序渐进地提升学生听与说的语言技能与素养,培养听与说的元认知策略,侧重对听说技能作适当和实时的呈现与分析,以隐性与显性的方式促进听说技能的提升;
- 充分体现英语专业师范方向的知识结构,循序渐进、从点到面地将听与说微技能的教学知识传授给学生,丰富他们的教学知识,提升他们的教学意识,培养他们的教学能力。

2. 选材与编排

- 材料选择与编排上既突出“功能为纲”又兼顾“语境特色”,一方面循序渐进地穿插凸显语言功能的语言材料与任务,另一方面注重采用体现英语专业师范方向特色的教学环境、教学知识、教学技能。此外,注重人文综合知识与多元文化内涵材料的介绍与导入。

每单元以某种主题为纲来展开,题材源自现实生活,覆盖领域广泛,如校园语境(新生入学、学校制度、师生关系、海外留学、学术社团和学术讲座等)、城市生活、娱乐时尚、旅游、友谊/社团、价值观、职业规划/专业发展/兼职生活、图书资源/信息技术、生态与环境保护、社会热点话题等。

- 体裁力求多样,使学生适应各种真实语境下的小故事、报道、叙述、访谈和对话等。

- 在材料难度的控制上,第一、二册视听材料选择生词比例一般不超过2%的小片段,且话题比较容易理解;第三、四册提供更长的完整视听片段,话题与活动内容较前两册稍难。全套教程通过生词释义、背景注解以及练习设计从易到难等手段控制难度。

- 四册均体现主题驱动下的循序渐进选材原则。

3. 活动设计

- 遵循教育目标层次理论的分类(knowledge, comprehension, application, analysis, synthesis, evaluation; Bloom, 1956),逐级设计听说活动,使教学活动涵盖各种能力层次的培训和提升。

- 遵循建构主义理论,注重培养学生从视听材料获得英语语言和文化知识的习惯,使他们通过对视频、音频信息的感知、筛选、加工、建构、重构和储存等积极学习过程,有效地提高听力理解水平。视听练习类型丰富多样,包括问答题、选择题、判断题、填空、表格制作、完成句子、配对等。

- 在口头能力的培养上,所设计的活动主题与现实生活紧密联系,在形式上有看图说话、两人对话、小组讨论、演讲、口头报告、小组辩论等,能有效激发学生的表达欲望,使他们逐步达到高等学校英语专业新大纲关于高级阶段口头表达的要求,即能够“连贯、正确地表达思想”。他们的口头输出能在质量上得以提高和深化,具体表现为内容充实、语篇条理清晰、观点明确和重点突出等,而且能够有“自己的见解”、“自己的思想”。

- 本教程的活动设计旨在让学生系统学习听与说微技能及其教学所涉及的资源选取、材料准备、教学任务设计、教学过程等各个环节。

三、内容结构

全套教程共四册,每册配有教师用书、相应的视频、音频材料以及学生可以进一步自主学习的附加材料。每册书由10个单元组成,每单元分为以下五个部分:

1. Warming-Up

导入部分用音频或图片等引出话题并设计填补信息与口头互动等任务,引导学生在正式学习听力和视频材料之前激活相关知识背景和语言表达,为接下来的学习做充分准备。

2. Watching and Listening

第二大部分为教学主要内容,包括Part A、Part B和Part C三个小部分,主要围绕本单元话题,通过体裁不一的三段视频或音频材料来展开。每一篇视听材料配有若干项听力与口语活动,旨在使学生深入理解所学内容,培养他们的听说能力,包括从视听材料中筛选获取特定信息、进行整体理解、判断释义、建构重构知识等能力,以及有条理地归纳总结要点、陈述看法、评论观点等口头能力,以期学生能将语言输入有效转换为自己的输出,形成扎实的语

言综合运用能力。

3. Speaking

第三大部分是根据单元主题进行拓展的口头活动,旨在通过提供更多的相关资源(视频、音频、文字材料、语言使用介绍等),使学生掌握更多的话题知识和语言知识,培养学生紧扣本课话题,进行口头互动和深入讨论,培养长段表述观点、发表感想、进行演讲等高层次口语能力。

4. Skill Focus

第四大部分着重于师范生的特点和需求,根据单元材料在内容和体裁上的特点,显性呈现听说的元认知策略与各项微技能知识,以期使学生获得一些听说教学的知识和技能,在提升自己听说能力的同时提升听说技能的教学能力。该部分提供关于听说技能知识的视频、音频及文字材料,在编排上做到单元与单元之间逐步深入。每单元该部分的三小节(呈现、练习与应用)之间系统有序:“呈现”一节可以使学生获得有关听说微技能的知识,形成听说技能的元认知意识;“练习”一节进行相关听说技能教学的练习,体验听说教学的过程;“应用”一节则是让学生应用本单元学到的技能知识进行针对性听说教学设计,提升教学水平。不同单元在呈现听力与口语知识时各有侧重,学完整套四册书后,学生将对听说技能的教学具备相当完善的意识和能力。

5. Self Assessment

第五部分是学生的自我评估,旨在让学生学会反思和总结,提高自主学习的能力。

此外,我们还为学生提供了围绕单元主题和技能的丰富的补充学习内容,包括视频、音频和文字材料等资源,可供学生课后进行拓展学习。

本教程由华南师范大学外国语言文化学院负责编写。周榕教授负责全书框架设计、统稿及审阅,徐曼菲、莫咏仪、刘英杰、冯茵负责每册书中具体材料的收集和编写。此外,徐曼菲、莫咏仪、刘英杰、冯茵分别参与了第一、二、三、四册的主编工作。在本教程的编写过程中,我们参阅了大量国外原版文献、书籍与杂志,并从国外相关广播、电视、电影和互联网上选取了大量文字材料与有声资料。由于篇幅所限,在此未能一一列出,我们谨向国外有关出版社和作者表示谢忱。

编者

2014年2月

Table of Contents

Unit 1 Friendship		Unit 2 Managing Your Life	
Warming-Up	3	Warming-Up	17
Watching and Listening	4	Watching and Listening	18
Part A The One with the Fake Monica	4	Part A Time Management	18
Part B My Friend Luke	6	Part B Success: A Continuous Journey and Eight	
Part C A Friendship Fable	8	Secrets to It	20
Speaking What's a True Friend?	10	Part C How to Live Your Life Well	22
Skill Focus Making Inference	12	Speaking Managing Time and Motivating Yourself	24
Self Assessment	15	Skill Focus Making Persuasive Speeches	26
		Self Assessment	29
Unit 3 Professionals in Creative Industries		Unit 4 Entertainment and Recreations	
Warming-Up	31	Warming-Up	45
Watching and Listening	32	Watching and Listening	46
Part A Hairdresser, Makeup Artist and		Part A Michelle Kwan	46
Photographer	32	Part B Country and Jazz Music	48
Part B Professionals in the Film Industry in UK	34	Part C Mulan	50
Part C An Interview with Kevin Costner	36	Speaking My Favorite TV Program	53
Speaking Becoming a Professional	38	Skill Focus Negotiation for Meaning by Probing	55
Skill Focus Critical Listening in Interviews	41	Self Assessment	57
Self Assessment	43		
Unit 5 Good Manners		Unit 6 Part-Time Jobs	
Warming-Up	59	Warming-Up	73
Watching and Listening	60	Watching and Listening	74
Part A Dining Etiquette — The Main Course	60	Part A Scent of a Woman	74
Part B Business Etiquette	62	Part B Work-Study Employment: How to Find	
Part C The Importance of Good Manners	64	On-Campus and Off-Campus Jobs	77
Speaking How to Behave with Good Manners	66	Part C Are You a Part-Timer?	79
Skill Focus How to Make Polite Requests	68	Speaking Get Ready for Part-Time Work	81
Self Assessment	71	Skill Focus Reduced Pronunciation	83
		Self Assessment	85

Unit 7 Myths and Legends		Unit 8 Universities	
Warming-Up	87	Warming-Up	103
Watching and Listening	88	Watching and Listening	104
Part A <i>Clash of the Titans</i>	88	Part A <i>Steve Jobs' Speech at Stanford</i>	104
Part B <i>Robin Hood, the Legend</i>	91	Part B <i>Accepted</i>	106
Part C <i>Maya Pyramids of Chichen Itza</i>	94	Part C <i>Is University Teaching Useful?</i>	108
Speaking <i>Myths around the World</i>	97	Speaking <i>Why Do We Go to College or University?</i>	110
Skill Focus <i>Using Top-Down Skills in Listening</i>	99	Skill Focus <i>Speaking on the Spot</i>	112
Self Assessment	101	Self Assessment	115
Unit 9 Disasters		Unit 10 Fashion	
Warming-Up	117	Warming-Up	133
Watching and Listening	118	Watching and Listening	134
Part A <i>Earth 2100</i>	118	Part A <i>The Era of Smart Phones</i>	134
Part B <i>Japanese Earthquake</i>	122	Part B <i>Weight Loss</i>	136
Part C <i>The Space Shuttle "Challenger" Tragedy</i>		Part C <i>The Devil Wears Prada</i>	138
Address	124	Speaking <i>Fashion</i>	140
Speaking <i>In the Face of Disasters</i>	127	Skill Focus <i>Mind Mapping</i>	142
Skill Focus <i>Listening to News Report</i>	129	Self Assessment	144
Self Assessment	131		


视听说教程

Viewing, Listening and Speaking

Student's Book

主编 周榕 莫咏仪

学生用书



2



Friendship

And in the sweetness of friendship
let there be laughter, and sharing of
pleasures. For in the dew of little things
the heart finds its morning and is
refreshed.

— Kahlil Gibran



Everyone needs a friend. Friends play an important part in our lives. Friendship is fun and makes us feel special. Through friendship we gain practical and emotional support, and it is an important contribution to our personal identities. Yet friendship sometimes is also complicated and confusing. Choosing the right kinds of friends is important. As a French poem goes, “Tell me whom you frequent and I will tell you who you are”, we may inevitably be influenced by our friends.

In this unit, we are going to talk about friends, friendship, their values and how to make friends. Meanwhile, we will look into a listening skill — Making Inference. As for the speaking activity, we are going to discuss what a true friend should be like.

WARMING-UP

- Listen to the song "You Needed Me". Write down a word or an expression in the song to match each of the following meanings.
 - _____ a sense of your own importance and value
 - _____ admire somebody so much that you do not see the faults
 - _____ time without end, especially life continuing without end after death
- From the song, can you tell what kind of friend the singers have? Discuss with your partner and then write down a few adjectives to describe the friend mentioned in the song.

.....

.....

.....

- Do a survey among your peers. Interview them and find out their best friend's name, appearance, hobbies and personalities. Then report your findings to the class.

A Survey: Who Is Your Best Friend?

Name	Appearance	Hobbies	Personalities

WATCHING AND LISTENING



Part A The One with the Fake Monica



1. Watch the video clip "The One with the Fake Monica", and number the following events according to the time sequence.
 - () A. Monica and her friends attended a tap dance class.
 - () B. The fake Monica was arrested.
 - (①) C. Monica checked the statement of her credit card.
 - () D. The girls had dinner with the fake Monica.
 - () E. Monica and her fake were thrown out of a hotel.
 - () F. Monica and her fake went to an embassy party.
 - () G. Monica was persuaded to try singing in the Broadway show, *Cats*.
 - () H. Monica told her fake the truth that she was the credit card owner.
 - () I. Monica showed her confidence in the tap dance class.
 - () J. Monica was going to see the Big Apple Circus instead of showing up for work.

New words and expressions

reckless [ˈrekɪls] *adj.* careless about danger and the possible results of actions 草率的

Pennsylvania Dutch descendants of Germanic people who emigrated to the U.S. from Germany, Switzerland, ect. before 1800 美国德裔宾州人

vigilante [ˌvɪdʒɪˈlæntɪ] *n.* undertaking law enforcement without legal authority 私自执法

Boston Celtics the name of an NBA team 波士顿凯尔特人队

audition [ˌɔːdɪʃən] *v.* take part in a test of the suitability of a performer 试演

Amish [ˈɑːmɪʃ] *n.* a branch of Christian religion, known for simple living, plain dress, and refusal of modern convenience 门诺派中严谨派

shun [ʃʌn] *vt.* avoid association with an individual or group 避开, 回避

embassy [ˈembəsi] *n.* 大使馆

Cultural Note

Big Apple is the nickname of New York. The Big Apple Circus is one of the major attractions to the tourists.

2. Watch the video again and complete the sentences using the words in the box.

caught on to	thrown caution to the wind	reckless
vigilante justice	yoghurt containers	turned you in
intimidated	obsession	fluff
geek		

- 1) Monica: I know. It's just such _____ spending.
- 2) Rachel: I mean, this is really becoming like a weird _____ thing.
- 3) Ross: I think when someone steals your credit card, they've kind of already _____.
- 4) Chandler: Wow, what a _____. They spent \$69.95 on a Wonder Mop.
- 5) Monica: She buys clothes from stores that I'm _____ by the salespeople.
- 6) Teacher: People! Last time there were some empty _____ lying around after class. Let's not have that happen again!
- 7) Chandler: Your own brand of _____.
- 8) Fake Monica: So once they _____ the fact that we're, you know, short and have breasts ...
- 9) Monica: Y'know, I'm not just the person who needs to _____ the pillows and pay the bills as soon as they come in!
- 10) Monica: I want you to know, it wasn't me who _____.

3. Answer the questions based on the video clip. You may have a discussion with your peers first.

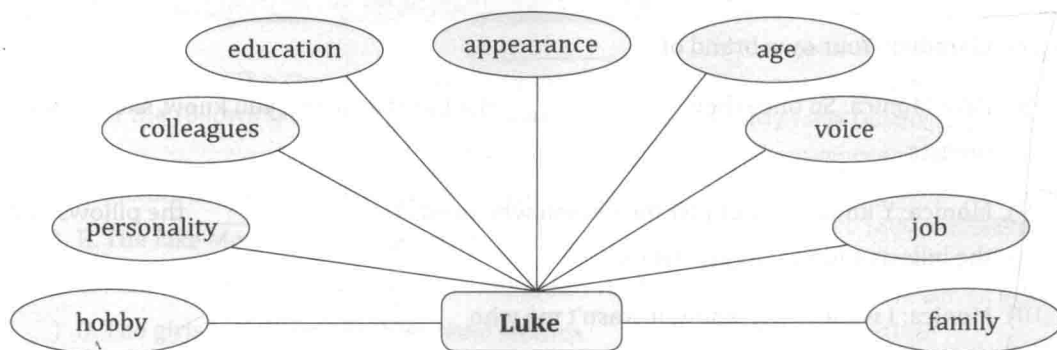
- 1) What did the fake Monica do with Monica's credit card?
.....
- 2) Why did Monica make friends with the woman who stole her credit card?
.....
- 3) How has Monica changed after she made friends with the woman?
.....



Part B My Friend Luke



1. Listen to the passage "My Friend Luke". Tick off (✓) the information you can catch.



2. Choose the best answers to describe how Luke behaves daily.

1) He always walks _____.

A. alone

B. ahead

C. sideways

D. after

2) What's his response when he is confronted with stray dogs and cats?

A. Scared.

B. Excited.

C. Indifference.

D. Irritated.

3) When talking with others, he _____.

A. enjoys talking with others

B. is never interrupted

C. feels angry when being interrupted

D. never interrupts people

4) Which of the following can best describe his job?

A. It's hard work.

B. He delays his work.

C. His boss doesn't like him.

D. The work is dirty.

5) Luke likes _____.

- A. buying books
- C. writing articles

- B. reading news
- D. repressing his personality

3. Listen to the audio again and fill in the blanks with what you've heard.

I have a friend who must be the 1) _____, 2) _____ person in the world. His name is Luke. He's 3) _____. He is rather 4) _____ and 5) _____, has a thin 6) _____ and even 7) _____ hair on his head. Since his 8) _____ is not perfect, he wears glasses: they are small, round and 9) _____. Luke goes to work 10) _____ all in black, wearing a very old jacket that 11) _____ from age. He only owns one shirt, the one he wore for the first time on the day of his 12) _____. He also only owns one tie, so old and 13) _____ that it looks more like a 14) _____. In order to keep his jacket in good condition he wears a pair of grey 15) _____.

4. What do you know about Luke in the following aspects? Take down notes for each aspect. Exchange your opinion with your peers.

- 1) appearance: _____

- 2) voice: _____

- 3) job: _____

- 4) family: _____

- 5) personality: _____

5. Discuss with your peers the following questions.

- 1) Do you like Luke's personalities?

- 2) Do you care for a friend as Luke? Why or why not?

- 3) How could people's personalities affect their friendship?
