

# REAL TALK<sup>1</sup> REAL TALK REAL TALK

## 凯恩英语口语完全教程

A COMPLETE COURSE IN ENGLISH  
AS IT IS SPOKEN BY NATIVE SPEAKERS



课本第一册 (入门级初等)  
Book One (Low Beginning)

Kai En English  
Language Training Center  
Shanghai, China

人民教育出版社



REAL TALK  
REAL TALK  
REAL TALK

# 凯恩英语口语完全教程

A COMPLETE COURSE IN ENGLISH  
AS IT IS SPOKEN BY NATIVE SPEAKERS



课本第一册 (入门级初等)

Book One (Low Beginning)

Kai En English  
Language Training Center  
Shanghai, China

人民教育出版社



图书在版编目 (CIP) 数据

凯恩英语口语完全教程. 课本. 第1册/凯恩英语培训中心编. —北京: 人民教育出版社, 2004  
ISBN 978-7-107-17534-3

- I. 凯…
- II. 凯…
- III. 英语—口语—教材
- IV. H319.9

中国版本图书馆CIP数据核字 (2004) 第021470号

人民教育出版社 出版发行

(北京市海淀区中关村南大街17号院1号楼 邮编: 100081)

网址: <http://www.pep.com.cn>

上海华文印刷厂印装 上海人教海文图书音像有限公司经销

2004年5月第1版 2009年9月第6次印刷

开本: 787毫米×1092毫米 1/16 印张: 5.375

字数: 107千字 印数: 17 001~19 000 册

ISBN 978-7-107-17534-3 定价: 11.00 元  
G·10623

如发现印、装质量问题, 影响阅读, 请与印刷厂联系调换。

(联系地址: 上海市江杨南路702号 邮编: 200439)



## Introduction to the Kai En Real Talk Series

The traditional focus on tests in China has meant a neglect of the teaching and learning of spoken English. The Kai En **Real Talk** series is designed to help Chinese students overcome their lack of confidence in oral English.

The important features of **Real Talk** are:

- **Real Talk** focuses on real spoken English as it is used by native speakers.
- **Real Talk** teaches only the language that is relevant to learners in China. Therefore, you can be sure that what you are learning is useful whether you are a student or a professional working in a joint venture company.
- **Real Talk** introduces vocabulary in a meaningful way so students not only learn the meanings of new words, but more importantly, they learn how to use these words and phrases in real communication.
- **Real Talk** emphasizes the language that Chinese students can use immediately after class when they communicate with native speakers in social or work situations.
- **Real Talk** is a complete language program from low beginning to high intermediate. Learners build on what they have learned and improve their spoken English systematically.
- **Real Talk** can be used in class or for self-study because the systematic workbook practice and extensive answer keys allow learners to check their own progress and work at their own pace.
- **Real Talk** offers an interesting and practical understanding of English without having to study endless grammar rules and word lists. The stories and listening passages are realistic, but fun. The input they provide will show you how to use English effectively.

### 《凯恩英语口语完全教程》系列介绍

在中国由于习惯于强调考试而忽视了英语口语的教学。《凯恩英语口语完全教程》系列则旨在帮助中国学生克服对自己的英语口语缺乏信心的问题。

《凯恩英语口语完全教程》有以下重要特点:

- 集中教授英语母语人士使用的纯正的英语口语。
- 教授的语言都是与中国的学习者密切相关的。所以,无论你是学生还是合资企业的专业人员,你都可以确信所学的内容是很实用的。
- 词汇的学习是在全面理解的基础上进行的,学生不仅学到了生词的含义,更重要的是学会如何在实际交流中使用这些单词和短语。
- 注重教授中国学生课后在社交或工作场合与英语母语人士交流时能立即应用的语言。
- 这是一套从入门级初等到中级高等的完整的语言培训项目。学习者在所学内容的基础上系统地提高英语口语水平。
- 本教程既能用于课堂教学,也能用于自学,因为练习册所提供的系统的操练和详尽的答案让学习者可以检查自己的进展,以便调整学习的进度。
- 提供了生动有趣而又切实可行的理解英语的途径,而不必学习无穷无尽的语法规则和词汇表。书中的故事和听力文章真实而有趣,它们提供的信息将向您展示如何有效地使用英语。



## Using Kai En Real Talk as a Self-Study Resource

The Kai En **Real Talk** series has a number of features that make it valuable as a self-study resource.

Kai En **Real Talk** textbooks are for self-study.

1. The textbook introduces useful language in a real situation so that you can see how the language is used for communication.
2. By seeing the words in real conversations, you learn how to use the vocabulary. Knowing how to use words is the key to building your vocabulary.
3. Each unit is organized so that you see new words many times. When you see words used in different situations, you learn how to use these words. Also because the words are repeated, this reinforces each word in your memory.
4. The language used is relevant to your needs so that you can use what you have learned immediately.
5. The units are structured so that each unit becomes more difficult. Therefore, you make progress as you move through the book.
6. Many of the stories and articles are taped so that you can check your pronunciation and practice your listening comprehension.
7. At the end of each unit there is a grammar and vocabulary review section so that you can review what you have learned and check your progress.
8. Each unit contains a “Common Mistakes for Chinese Students” section. This points out some common mistakes to avoid.
9. Because the language is natural English, listening to the tapes provides you with a great model of the English language.
10. Because the book has seven levels, you are sure to find a book that suits your English level.

### 用《凯恩英语口语完全教程》作为自学材料

《凯恩英语口语完全教程》系列拥有诸多特点,是颇有价值的自学材料。

《凯恩英语口语完全教程》课本可用于自学。

1. 课本介绍了在现实情况下有用的语言,使你能明白语言是如何在交流中应用的。
2. 你通过在实际会话中接触词汇来学习如何应用词汇。知道如何使用词汇是扩充词汇量的关键。
3. 每个单元经过精心编排,使新的词汇能多次出现,并被用于不同的情形下,这样你就能学习如何使用这些词汇。同时因为词汇的反复出现,加强了你对每个词汇的记忆。
4. 所用的语言与你的需要密切相关,使你能直接应用所学内容。
5. 各单元经过组织编排,使每个单元的难度逐渐增加。因此,你将随着逐级完成本教程的学习而取得进步。
6. 许多故事和文章都配有录音,让你能检查发音并练习听力理解。
7. 每单元最后是语法和词汇复习部分,使你能复习所学内容并检查自己的进展。
8. 每单元包含“中国学生常见错误”部分,指出一些要避免的常见错误。
9. 所用的语言是日常惯用的英语,通过听音带你能获得极好的英语样板。
10. 本教程有七个等级,你肯定能找到适合自己英语水平的教材。



# Contents 目录

<b>Unit 1</b>	<b>Meeting People</b> ..... 1	<b>第一单元</b>	<b>与人会面</b> ..... 1
<b>Topics</b>	Sounds in English The alphabet Introductions	<b>主题</b>	英语发音 字母表 介绍
<b>Grammar</b>	What's your name? My name is Tom. How are you? I'm busy. Are you happy? Yes, I am. / No, I'm not. Are you tired? Yes, I am tired. / No, I'm not tired.	<b>语法</b>	你叫什么? 我叫汤姆。 你好吗? 我很忙。 你快乐吗? 是的,我快乐。/ 不,我不快乐。 你累吗? 是的,我累了。/ 不,我不累。
<b>Functions</b>	Introducing yourself Saying hello Talking about how you feel Talking about where you are from	<b>功能</b>	自我介绍 用“hello”问候 谈论你的感受 谈论你来自哪里
<b>Unit 2</b>	<b>Around the World</b> ..... 17	<b>第二单元</b>	<b>世界各地</b> ..... 17
<b>Topics</b>	Nationalities Adjectives to describe people	<b>主题</b>	国籍 用形容词描写人物
<b>Grammar</b>	Are you from China? Yes, I'm from China. Is he from America? No, he is not from America.	<b>语法</b>	你来自中国吗? 是的,我从中国来。 他来自美国吗? 不,他不是从美国来的。
<b>Functions</b>	Talking about countries Asking questions about people Asking questions about nationality	<b>功能</b>	谈论国家 询问他人情况 询问国籍
<b>Unit 3</b>	<b>Foreign Eating Habits</b> ..... 27	<b>第三单元</b>	<b>外国的饮食习惯</b> ..... 27
<b>Topics</b>	Likes and dislikes Eating habits	<b>主题</b>	喜欢与不喜欢 饮食习惯
<b>Grammar</b>	Are you from China? Yes, I'm from China. Are you Chinese? Yes, I'm Chinese. Are you American? No, I'm not American. Do you like Chinese food? Yes, I like Chinese food. Do you like to dance? Yes, I like to dance.	<b>语法</b>	你来自中国吗? 是的,我从中国来。 你是中国人吗? 是的,我是中国人。 你是美国人吗? 不,我不是美国人。 你喜欢中国食品吗? 是的,我喜欢中国食品。 你喜欢跳舞吗? 是的,我喜欢跳舞。
<b>Functions</b>	Talking about what you like to do Asking about what someone likes to do	<b>功能</b>	谈论你喜欢做什么 询问某人喜欢做什么



<b>Unit 4</b>	<b>My Family</b> ..... 39	<b>第四单元</b>	<b>我的家庭</b> ..... 39
<b>Topics</b>	Families Hobbies	<b>主题</b>	家庭 业余爱好
<b>Grammar</b>	How many people are there in your family? Do you have any brothers? Yes, I have two brothers. Does she have any children? Yes, she has two children. Does he like to sing? Yes, he does. How old is she? She is 24 years old.	<b>语法</b>	你家里有多少人? 你有兄弟吗? 是的,我有两个兄弟。 她有孩子吗? 是的,她有两个孩子。 他喜欢唱歌吗? 是的,他喜欢。 她多大年纪? 她 24 岁。
<b>Functions</b>	Describing family members Talking about children	<b>功能</b>	描述家庭成员 谈论孩子
<b>Unit 5</b>	<b>My Job</b> ..... 51	<b>第五单元</b>	<b>我的工作</b> ..... 51
<b>Topics</b>	Work Working places	<b>主题</b>	工作 工作场所
<b>Grammar</b>	What is your job? I'm a teacher. Do you like your job? Yes, I like my job because it is interesting. Is your salary good? Yes, my salary is good.	<b>语法</b>	你的工作是什么? 我是一个教师。 你喜欢你的工作吗? 是的,我喜欢我的工作因为它有趣。 你的薪水不错吗? 是的,我的薪水不错。
<b>Functions</b>	Talking about jobs Talking about working places Asking about jobs Describing work	<b>功能</b>	谈论工作 谈论工作场所 询问工作 描述工作
<b>Unit 6</b>	<b>In the City</b> ..... 65	<b>第六单元</b>	<b>在城市</b> ..... 65
<b>Topics</b>	Cities Places in the city	<b>主题</b>	城市 城市中的场所
<b>Grammar</b>	Shanghai is a modern city. There are many hotels in Shanghai. Where does Tom live? He lives in Beijing. I like to go to a park.	<b>语法</b>	上海是一个现代化的城市。 在上海有许多旅馆。 汤姆住在哪里? 他住在北京。 我喜欢去公园。
<b>Functions</b>	Describing cities Talking about places in the city Asking questions about places in the city Giving opinions about cities	<b>功能</b>	描绘城市 谈论城市中的场所 询问城市中的场所 对城市发表意见
<b>Glossary</b>	<b>词汇表</b> ..... 75		
<b>Appendix</b>	<b>附录</b> ..... 77		

# Unit 1

## *Meeting People*

### **Topics**

*Sounds in English*

*The alphabet*

*Introductions*

### **Grammar**

*What's your name?*

*My name is Tom.*

*How are you?*

*I'm busy.*

*Are you happy?*

*Yes, I am. / No, I'm not.*

*Are you tired?*

*Yes, I am tired. / No, I'm not tired.*

### **Functions**

*Introducing yourself*

*Saying hello*

*Talking about how you feel*

*Talking about where you are from*






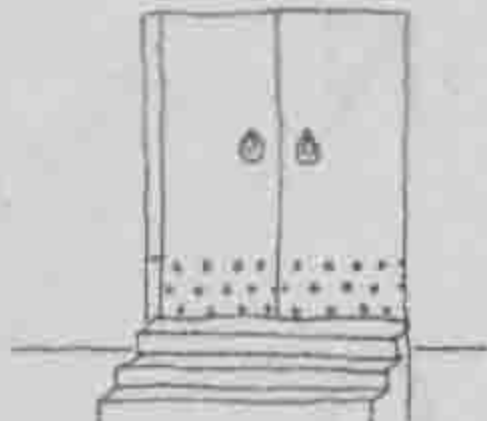





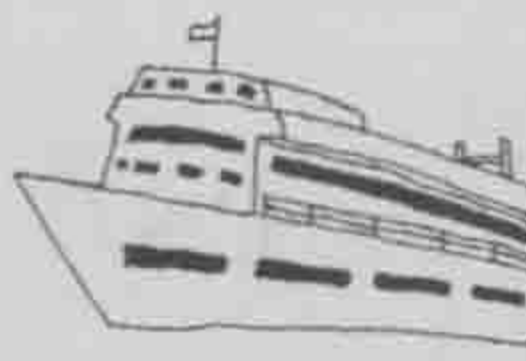




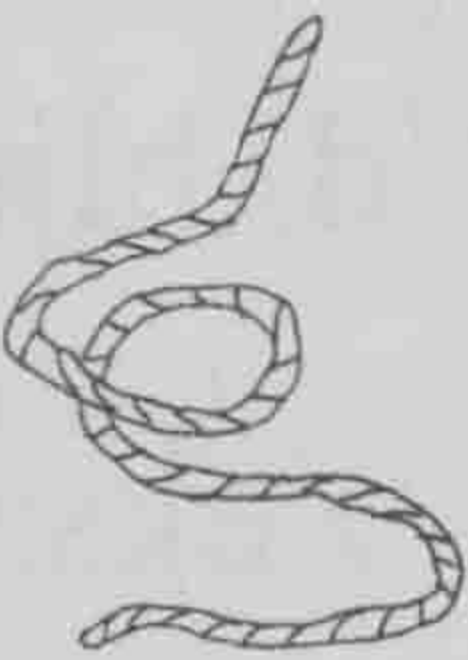




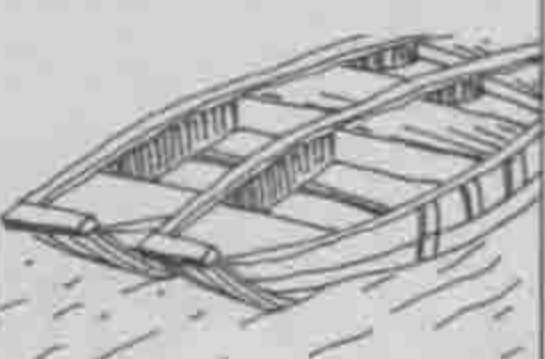

## Sounds in English 英语发音

<p>[i:] pea [pi:] 豌豆</p> 	<p>[ɪ] pig [pɪg] 猪</p> 	<p>[e] egg [eg] 蛋</p> 	<p>[æ] hat [hæt] 帽子</p> 
<p>[ɜ:] earth [ɜ:θ] 地球</p> 	<p>[ə] ruler [ˈru:lə] 尺</p> 	<p>[u:] roof [ru:f] 屋顶</p> 	<p>[ʊ] book [bʊk] 书</p> 
<p>[ɔ:] floor [flɔ:] 地板</p> 	<p>[ɒ] box [bɒks] 盒子</p> 	<p>[ɑ:] star [stɑ:] 星</p> 	<p>[ʌ] duck [dʌk] 鸭子</p> 
<p>[eɪ] rain [reɪn] 雨</p> 	<p>[aɪ] eye [aɪ] 眼睛</p> 	<p>[ɔɪ] boy [bɔɪ] 男孩</p> 	<p>[əʊ] sofa [ˈsəʊfə] 沙发</p> 
<p>[aʊ] cloud [klaʊd] 云</p> 	<p>[ɪə] ear [ɪə] 耳朵</p> 	<p>[eə] air [eə] 空气</p> 	<p>[ʊə] poor [puə] 穷的</p> 
<p>[p] pen [pen] 钢笔</p> 	<p>[b] bag [bæg] 包</p> 	<p>[t] tank [tæŋk] 坦克</p> 	<p>[d] desk [desk] 书桌</p> 





# Sounds in English 英语发音

<p>[k] king [kɪŋ] 国王</p> 	<p>[g] gate [gert] 大门</p> 	<p>[f] flag [flæg] 旗</p> 	<p>[v] vase [vɑːz] 花瓶</p> 
<p>[θ] thumb [θʌm] 大拇指</p> 	<p>[ð] brother [ˈbrʌðə] 兄弟</p> 	<p>[s] snake [sneɪk] 蛇</p> 	<p>[z] zebra [ˈziːbrə] 斑马</p> 
<p>[ʃ] ship [ʃɪp] 轮船</p> 	<p>[ʒ] television [ˈtelɪvɪʒən] 电视机</p> 	<p>[r] rose [rəʊz] 玫瑰</p> 	<p>[h] hen [hen] 母鸡</p> 
<p>[tʃ] watch [wɒtʃ] 手表</p> 	<p>[dʒ] jar [dʒɑː] 罐子</p> 	<p>[m] moon [muːn] 月亮</p> 	<p>[n] nurse [nɜːs] 护士</p> 
<p>[ŋ] string [strɪŋ] 绳子</p> 	<p>[l] lamp [læmp] 灯</p> 	<p>[w] wolf [wʊlf] 狼</p> 	<p>[j] yacht [jɒt] 游艇</p> 
<p>[tr] tree [triː] 树</p> 	<p>[dr] drink [drɪŋk] 喝</p> 	<p>[ts] boats [bəʊts] 船</p> 	<p>[dz] birds [bɜːdz] 鸟</p> 



## 2. Reviewing the Alphabet 复习字母表



Listen to the tape and practice saying these letters. 听录音, 练习朗读下列字母。

### The Alphabet 字母表

A	a	/eɪ/	N	n	/en/
B	b	/bi:/	O	o	/əʊ/
C	c	/si:/	P	p	/pi:/
D	d	/di:/	Q	q	/kju:/
E	e	/i:/	R	r	/ɑ:/
F	f	/ef/	S	s	/es/
G	g	/dʒi:/	T	t	/ti:/
H	h	/eɪtʃ/	U	u	/ju:/
I	i	/aɪ/	V	v	/vi:/
J	j	/dʒeɪ/	W	w	/ˈdʌblju:/
K	k	/keɪ/	X	x	/eks/
L	l	/el/	Y	y	/waɪ/
M	m	/em/	Z	z	/zed/





## My Name Is Tom

My name is Tom. T-O-M.




My name is Patrick. P-A-T-R-I-C-K.



My name is Brendan. B-R-E-N-D-A-N.



Her name is Maria. M-A-R-I-A.



His name is Walter. W-A-L-T-E-R.





## 4. Talking about Names 谈论姓名



### What Is Your Name?



A: What is your name?

B: My name is Jason Watts.

A: How do you spell that?

B: J-A-S-O-N, W-A-T-T-S.




A: What is her name?

B: Her name is Jenny Lopez.

A: How do you spell that?

B: J-E-N-N-Y, L-O-P-E-Z.





## Numbers in English

1	2	3	4	5	6	7	8	9	10
11	12	13	14	15	16	17	18	19	20



**Pair work:** Talk about the pictures with your partner. 与伙伴谈论上述图片。

*Example:*

*A: What number is Peter?*

*B: Peter is number 31.*





## 练习听英文数字

### What Is Your Telephone Number?



A: What is your telephone number?  
 B: My telephone number is 422-5832.  
 A: Could you please repeat that?  
 B: Yes. 4-2-2-5-8-3-2.



A: What is your telephone number?  
 B: My telephone number is 633-4456.  
 A: Could you please repeat that?  
 B: Yes. 6-3-3-4-4-5-6.



**Pair work:** Ask and answer questions with your partner. 与伙伴做问答练习。

*Example:*

A: What is Jack's telephone number?  
 B: His telephone number is 324-4556.

Jack.....324-4556  
 Brian.....543-6659  
 Sam.....223-5544  
 Mary.....524-6777  
 Sue.....412-1192

Linda.....211-4598  
 Peter.....411-3388  
 Lily.....633-4478  
 Janet.....244-6812  
 Tom.....622-4449





## Hello. My Name Is James.

**James:** Hello. My name is James.

**Peter:** Hello. I'm Peter.



**Sam:** Hello. I'm Sam Smith.

**Mary:** I'm Mary. Nice to meet you, Mr. Smith.

**Sam:** Nice to meet you too. Call me Sam.



**Eva:** Hi. I'm Eva. How are you?

**Jim:** I'm fine, thanks. My name is Jim.



**Tom:** Hello. My name is Tom.

**Jane:** Hi. I'm Jane. How are you?

**Tom:** Fine, thanks.



**Frank:** Hi. I'm Frank.

**Liza:** Hello. I'm Liza. How are you today?

**Frank:** Fine, thanks. And you?

**Liza:** I'm fine too.



**Mike:** Hello Jack. How are you?

**Jack:** I'm fine, thanks. And you?


**Mike:** I'm tired.





## 8. Talking about How You Feel 谈论你的感觉


### She Is Tired



She is **tired**.



He is **sad**.



They are **happy**.



He is **busy**.



He is **hungry**.

**Pair work:** Complete the conversations with your partner. 与伙伴完成会话练习。

A: Hi... How are you today?

B: I'm... And you?

A: I'm...

A: Hi. I'm...

B: I'm... Nice to... you.

A: Nice... too.