

2014

CHINA YEARBOOK OF AGRICULTURAL PRICE SURVEY

中国农产品价格调查年鉴

国家统计局农村社会经济调查司 编

2014

CHINA YEARBOOK OF AGRICULTURAL PRICE SURVEY

中国农产品价格调查年鉴

国家统计局农村社会经济调查司 编

© 中国统计出版社 2014

版权所有。未经许可，本书的任何部分不得以任何方式在世界任何地区以任何文字翻印、拷贝、仿制或转载。

© 2014 China Statistics Press

All rights reserved. No part of the publication may be reproduced or transmitted in any form or by any means, electronic or mechanical, including photocopying, recording, or any information storage and retrieval system, without written permission from the publisher.

图书在版编目(CIP)数据

中国农产品价格调查年鉴. 2014 = China yearbook
of agricultural price survey 2014 : 汉英对照 /
国家统计局农村社会经济调查司编.
— 北京 : 中国统计出版社, 2014.9
ISBN 978-7-5037-7308-2

I. ①中… II. ①国… III. ①农产品—价格—统计资
料—中国—2014 一年鉴—汉、英 IV. ①F323.7-54

中国版本图书馆CIP数据核字(2014)第225849号

中国农产品价格调查年鉴—2014

CHINA YEARBOOK OF AGRICULTURAL PRICE SURVEY 2014

作者 / 国家统计局农村社会经济调查司

责任编辑 / 许立舫

封面设计 / 杨燕超

出版发行 / 中国统计出版社

通信地址 / 北京市丰台区西三环南路甲6号 邮政编码 / 100073

电话 / 邮购 (010) 63376909 书店 (010) 68783171

网址 / <http://csp.stats.gov.cn>

印刷 / 河北天普润印刷厂

经销 / 新华书店

开本 / 880mm×1230mm 1/16

字数 / 500 千字

印张 / 16.25

版别 / 2014 年 10 月第 1 版

版次 / 2014 年 10 月第 1 次印刷

定价 / 148.00 元

如有印装差错，由本社发行部调换。

《中国农产品价格调查年鉴—2014》

编辑委员会

顾 问 马建堂

主 编 张为民

副 主 编 宋跃征 黄秉信 王明华 徐志全 李永强

编 委 万忠兵 韦 革 余新华 侯 锐 钱春林

浦 捍 黄加才 魏永利

编辑人员 (以姓氏笔画为序)

万国强 王庆莉 王挺漳 且淑芬 吕昱晨 伍娟花

孙腾蛟 李玉萍 李漫雪 汪传敬 宋勇军 尚 东

陈 浩 张延华 张明梅 张珍琴 范小玉 柏先红

郝安民 周 巍 施开分 徐海霞 曹 扬 崔益康

蔡 旭 魏锋华

《CHINA YEARBOOK OF AGRICULTURAL PRICE SURVEY—2014》

EDITORIAL BOARD AND STAFF

Counsellor: Ma Jiantang

Chairman: Zhang Weimin

Vice-chairman: Song Yaozheng Huang Bingxin Wang Minghua

Xu Zhiquan Li Yongqiang

Editorial Board: (in order of strokes of Chinese surname)

Wan Zhongbing Wei Ge Yu Xinhua Hou Rui

Qian Chunlin Pu Han Huang Jiakai Wei Yongli

Editorial Staff: (in order of strokes of Chinese surname)

Wan Guoqiang Wang Qingli Wang Tingzhang

Qie Shufen Lv Yuchen Wu Juanhua

Sun Tengjiao Li Yuping Li Manxue

Wang Chuanjing Song Yongjun Shang Dong

Chen Hao Zhang Yanhua Zhang Mingmei

Zhang Zhenqin Fan Xiaoyu Bai Xianhong

Hao Anmin Zhou Wei Shi Kaifen Xu Haixia

Cao Yang Cui Yikang Cai Xu Wei Fenghua

前 言

一、编辑目的与作用

伴随我国市场经济体制的建立与完善,农村经济运行市场化步伐加快,市场机制在农产品流通与贸易中的基础作用日益显现,宏观决策和社会公众对农产品价格信息的需求与日俱增。为了适应这一新的形势,国家统计局农村社会经济调查系统发挥自身优势,逐步建立起完整的农产品价格调查体系,对农产品生产和流通全过程进行密切跟踪调查,全方位把握农产品价格走势,深入透视农产品生产、贸易和消费环节的分配关系和利益格局。汇编这些价格数据的目的是为了充分发挥农产品价格信息在分析研究我国农产品供给与需求、农产品市场竞争与产业结构调整、农民收入与居民消费等方面的独特作用,更好地服务于各级党政领导的“三农”决策,服务于关注农产品价格问题的研究机构和各界社会公众。

二、主要内容与资料调查方法

本书的内容主要包括统计图、农产品生产者价格指数、农产品集贸市场价格、美国农产品生产者价格四部分。农产品生产者价格是农产品生产者农户和农场直接出售其产品时实际获得的单位产品价格,它是农产品集贸市场价格、批发价格和消费价格形成的基础和前提。农产品生产者价格调查采用随机抽样的方法抽选调查网点,实行抽样调查。全国共抽选 26000 个农业生产经营单位,其中普通农户占三分之二,农业生产单位和生产大户占三分之一。调查内容涉及农、林、牧、渔四个大类,180 种代表品。农产品集贸市场价格调查是对全国 200 个农产品主产县(市) 31 种农产品进行的集贸市场价格调查,旨在反映我国农产品主产区大宗农产品的交易价格和价格走势。美国农产品生产者价格数据是在美国农业部发布的数据信息基础上整理而来,旨在为国内外农产品生产者价格的比较提供信息。

三、特别说明

本书在重点收录 2013 年农产品价格调查资料的同时，编发了 2000 年以来主要年份全国主要农产品的价格数据（全国汇总数据不含西藏）。生产者价格指数以上年或上年同期价格为 100。农产品集贸市场价格单位统一为元/公斤，价格数据保留两位小数；集贸市场价格走势分为环比和同比两个系列，环比以上月或上季度价格为 100，同比以上年同月或同期价格为 100。

为了及时反映全国农产品价格走势，我们将定期出版《中国农产品价格调查年鉴》。限于我们的经验和水平，书中疏漏在所难免，不妥之处敬请读者批评指正。

编者

2014 年 8 月

Preface

I. Background and Purpose

Along with the establishment and improvement of the system of market economy in China, the market-oriented pace of the rural economy has been accelerated. The market plays more and more important role in production and trade of agricultural products. Therefore, the government and publics have increasingly more demand for the information on the prices of agricultural products. In order to fit in with this situation, Rural Survey Department of National Bureau of Statistics has been carrying out surveys on the prices of agricultural products to monitor the movement of the related prices and to maintain the agricultural accounting system, through its survey teams locating all over the country since 2003. The purpose of this book is to provide the price information of agricultural products to government agencies at various level, the research institutions, agricultural holdings as well as other publics for the decision-making and analyzing the supply and demand relations of the agricultural products, the market competition of agricultural products and the agricultural restructure, the farmers, income and consumption, etc.

II. Contents and Methodology

The contents of this book include: the chart of price movement of agricultural products, the producer prices index of agricultural products, the prices of the agricultural products at the rural market fairs, the prices received by farmers in US. The second part of this book is based on National Producer Price Survey of Agricultural Products. The producer price of the agricultural product is the price of the unit product, at which the producer of the agricultural product, i.e. the agricultural household or the farm, directly sells the product. The producer prices of agricultural products are the bases of the prices of the agricultural products at the rural market fairs as well as the wholesale prices and consumer prices. National Producer Prices Survey of agricultural products is a sample survey with its sample units selected with random sampling method. A total of 26000

units engaged in agricultural production have been selected in the whole country, in which the agricultural households account for two thirds and the farms account for one third. The survey covers 180 representative agricultural products in four categories of farming, forestry, livestock and fishery. The third part of this book is based on Survey of Agricultural Products Prices at Rural Market Fairs which is a survey on the prices of 31 agricultural products in 200 major producing counties and cities conducted for reflecting the trading prices of the staple agricultural products in the major producing areas and the change of these prices. The US price received by farmers is derived from the data released by USDA, which is to provide information that can be used to compare the domestic producer price of agricultural products with the international counterpart.

III. Additional Notes

While mainly presenting the survey data on the prices of agricultural products in 2013, this book also releases the series data on the prices of main agricultural products in China since 2000 (The country's aggregated data excludes Tibet). The producer price indices take the prices in the preceding year or the prices at the same period of preceding year as 100. The unit of the prices of agricultural products at rural market fairs is unified to be Yuan/kg and two decimals are kept for the price data. The data on the change of the prices of agricultural products at rural market fairs are classified into two series, namely the chain indices and the fixed base indices. The chain indices take the prices of the previous month or quarter as 100 while the fixed base indices take the prices of the same month or same period in the preceding year as 100.

In order to better reflect the change of the prices of agricultural products in China, we will periodically publish the China Yearbook of Agricultural Price Survey. Limit to our experiences and knowledge, some slips are inevitable in the book. We warmly welcome the comments or suggestion from our readers.

The Editor

Beijing

Aug 2014

目 录

前 言

Preface

第一部分 统计图

Part I Chart of Price Movement

1-1	农产品生产者价格指数走势图	3
	Chart of Indices of the Producer Prices of Agricultural Products	
1-2	农产品集贸市场价格走势	15
	Chart of Prices of Agricultural Products at the Rural Market Fairs	
1-3	美国农产品生产者价格走势	24
	Chart of US Prices of Agricultural Products	

第二部分 农产品生产者价格指数

Part II Producer Price Indices of Agricultural Products

2-1	全国农产品生产者价格总指数 (以上年为 100)	31
	Producer Price Indices of Agricultural Products (preceding year=100)	
2-2	全国农产品生产者价格总指数 (以 1978 年为 100)	32
	Producer Price Indices of Agricultural Products (1978=100)	
2-3	全国农产品生产者价格总指数 (以 1995 年为 100)	33
	Producer Price Indices of Agricultural Products (1995=100)	
2-4	全国农产品生产者价格总指数 (以 2000 年为 100)	34
	Producer Price Indices of Agricultural Products(2000=100)	
2-5	全国农产品生产者价格总指数 (以 2005 年为 100)	35
	Producer Price Indices of Agricultural Products (2005=100)	
2-6	全国农产品生产者价格总指数 (以 2010 年为 100)	36
	Producer Price Indices of Agricultural Products (2010=100)	
2-7	全国主要农产品生产者价格指数	37
	Producer Price Indices of Main Agricultural Products	
2-8	全国主要农产品分季度生产者价格指数	38
	Producer Price Indices of Agricultural Products	
2-9	全国分品种农产品生产者价格指数	40
	Producer Price Indices of Agricultural Products by Category	
2-10	全国农产品生产者价格指数 (第一季度)	47
	Producer Price Indices of Agricultural Products in First Quarter	
2-11	全国农产品生产者价格指数 (第二季度)	54
	Producer Price Indices of Agricultural Products in Second Quarter	
2-12	全国农产品生产者价格指数 (第三季度)	61
	Producer Price Indices of Agricultural Products in the Third Quarter	

2-13	全国农产品生产者价格指数 (第四季度)	68
	Producer Price Indices of Agricultural Products in the Fourth Quarter	
2-14	各地区农产品生产者价格总指数	75
	Producer Price Indices of Agricultural Products by Region	
2-15	各地区种植业产品生产者价格指数	76
	Producer Price Indices of Crop Products by Region	
2-16	各地区林业产品生产者价格指数	77
	Producer Price Indices of Forestry Products by Region	
2-17	各地区饲养动物及其产品生产者价格指数	78
	Producer Price Indices of Livestock Products by Region	
2-18	各地区渔业产品生产者价格指数	79
	Producer Price Indices of Fishery Products by Region	
2-19	各地区种植业产品生产者价格分类指数	80
	Producer Price Indices of Crop Products by Region and Category	
2-20	各地区林业产品生产者价格分类指数	121
	Producer Price Indices of Forestry Products by Region and Category	
2-21	各地区饲养动物及其产品生产者价格分类指数	124
	Producer Price Indices of Livestock Products by Region and Category	
2-22	各地区渔业产品生产者价格分类指数	131
	Producer Price Indices of Fishery Products by Region and Category	

第三部分 农产品集贸市场价格

Part III Prices of Agricultural Products at the Rural Market Fairs

3-1	全国农产品集贸市场年度价格及走势	147
	Annual RMF Prices of Agricultural Products	
3-2	全国农产品集贸市场季度价格及走势 (第一季度)	150
	Quarterly RMF Prices of Agricultural Products (1st quarter)	
3-3	全国农产品集贸市场季度价格及走势 (第二季度)	152
	Quarterly RMF Prices of Agricultural Products (2nd quarter)	
3-4	全国农产品集贸市场季度价格及走势 (第三季度)	154
	Quarterly RMF Prices of Agricultural Products (3rd quarter)	
3-5	全国农产品集贸市场季度价格及走势 (第四季度)	156
	Quarterly RMF Prices of Agricultural Products (4th quarter)	
3-6	全国农产品集贸市场月度价格及走势 (1 月份)	158
	Monthly RMF Prices of Agricultural Products (Jan.)	
3-7	全国农产品集贸市场月度价格及走势 (2 月份)	160
	Monthly RMF Prices of Agricultural Products (Feb.)	
3-8	全国农产品集贸市场月度价格及走势 (3 月份)	162
	Monthly RMF Prices of Agricultural Products (Mar.)	
3-9	全国农产品集贸市场月度价格及走势 (4 月份)	164
	Monthly RMF Prices of Agricultural Products (Apr.)	
3-10	全国农产品集贸市场月度价格及走势 (5 月份)	166
	Monthly RMF Prices of Agricultural Products (May)	
3-11	全国农产品集贸市场月度价格及走势 (6 月份)	168
	Monthly RMF Prices of Agricultural Products (Jun.)	
3-12	全国农产品集贸市场月度价格及走势 (7 月份)	170
	Monthly RMF Prices of Agricultural Products (Jul.)	
3-13	全国农产品集贸市场月度价格及走势 (8 月份)	172
	Monthly RMF Prices of Agricultural Products (Aug.)	
3-14	全国农产品集贸市场月度价格及走势 (9 月份)	174
	Monthly RMF Prices of Agricultural Products (Sep.)	
3-15	全国农产品集贸市场月度价格及走势 (10 月份)	176

	Monthly RMF Prices of Agricultural Products (Oct.)	
3-16	全国农产品集贸市场月度价格及走势 (11 月份)	178
	Monthly RMF Prices of Agricultural Products (Nov.)	
3-17	全国农产品集贸市场月度价格及走势 (12 月份)	180
	Monthly RMF Prices of Agricultural Products (Dec.)	
3-18	全国农产品集贸市场月度价格及走势 (2013 年 1 月)	182
	Monthly RMF Prices of Agricultural Products (Jan.2013)	
3-19	全国农产品集贸市场月度价格及走势 (2013 年 2 月)	183
	Monthly RMF Prices of Agricultural Products (Feb.2013)	
3-20	全国农产品集贸市场月度价格及走势 (2013 年 3 月)	184
	Monthly RMF Prices of Agricultural Products (Mar.2013)	
3-21	全国农产品集贸市场月度价格及走势 (2013 年 4 月)	185
	Monthly RMF Prices of Agricultural Products (Apr.2013)	
3-22	全国农产品集贸市场月度价格及走势 (2013 年 5 月)	186
	Monthly RMF Prices of Agricultural Products (May 2013)	
3-23	全国农产品集贸市场月度价格及走势 (2013 年 6 月)	187
	Monthly RMF Prices of Agricultural Products (Jun.2013)	
3-24	全国农产品集贸市场月度价格及走势 (2013 年 7 月)	188
	Monthly RMF Prices of Agricultural Products (Jul.2013)	
3-25	全国农产品集贸市场月度价格及走势 (2013 年 8 月)	189
	Monthly RMF Prices of Agricultural Products (Aug.2013)	
3-26	全国农产品集贸市场月度价格及走势 (2013 年 9 月)	190
	Monthly RMF Prices of Agricultural Products (Sep.2013)	
3-27	全国农产品集贸市场月度价格及走势 (2013 年 10 月)	191
	Monthly RMF Prices of Agricultural Products (Oct.2013)	
3-28	全国农产品集贸市场月度价格及走势 (2013 年 11 月)	192
	Monthly RMF Prices of Agricultural Products (Nov.2013)	
3-29	全国农产品集贸市场月度价格及走势 (2013 年 12 月)	193
	Monthly RMF Prices of Agricultural Products (Dec.2013)	
3-30	2013 年各地区农产品集贸市场价格	194
	Annual RMF Prices of Agricultural Products by Region (2013)	

第四部分 美国农产品生产者价格

Part IV The US Prices of Agricultural Products

4-1	月度美国农产品生产者价格指数	201
	Index of Prices Received of Agricultural Products by Month	
4-2	1 月份美国部分农产品生产者价格	202
	The US Prices Received of Agricultural Products in Jan.	
4-3	2 月份美国部分农产品生产者价格	203
	The US Prices Received of Agricultural Products in Feb.	
4-4	3 月份美国部分农产品生产者价格	204
	The US Prices Received of Agricultural Products in Mar.	
4-5	4 月份美国部分农产品生产者价格	205
	The US Prices Received of Agricultural Products in Apr.	
4-6	5 月份美国部分农产品生产者价格	206
	The US Prices Received of Agricultural Products in May	
4-7	6 月份美国部分农产品生产者价格	207
	The US Prices Received of Agricultural Products in Jun.	
4-8	7 月份美国部分农产品生产者价格	208
	The US Prices Received of Agricultural Products in Jul.	
4-9	8 月份美国部分农产品生产者价格	209
	The US Prices Received of Agricultural Products in Aug.	

4-10	9 月份美国部分农产品生产者价格	210
	The US Prices Received of Agricultural Products in Sep.	
4-11	10 月份美国部分农产品生产者价格	211
	The US Prices Received of Agricultural Products in Oct.	
4-12	11 月份美国部分农产品生产者价格	212
	The US Prices Received of Agricultural Products in Nov.	
4-13	12 月份美国部分农产品生产者价格	213
	The US Prices Received of Agricultural Products in Dec.	

附录 全国农产品价格调查方案

Appendix Programmes for the Survey of the Prices of Agricultural Products

农产品生产者价格调查与价格指数编报方案	217
Programme for the Survey of the Producer Prices of Agricultural Products and for the Calculation of the Price Indices	
农产品集贸市场价格调查方案	220
Programme for the Survey of the Prices of Agricultural Products at the Rural Market Fairs	
农产品参考目录	222
Reference Catalogue of Agricultural Products	

1



统计图

Chart of Price Movement

1-1 农产品生产者价格指数走势图

Chart of Indices of the Producer Prices of Agricultural Products

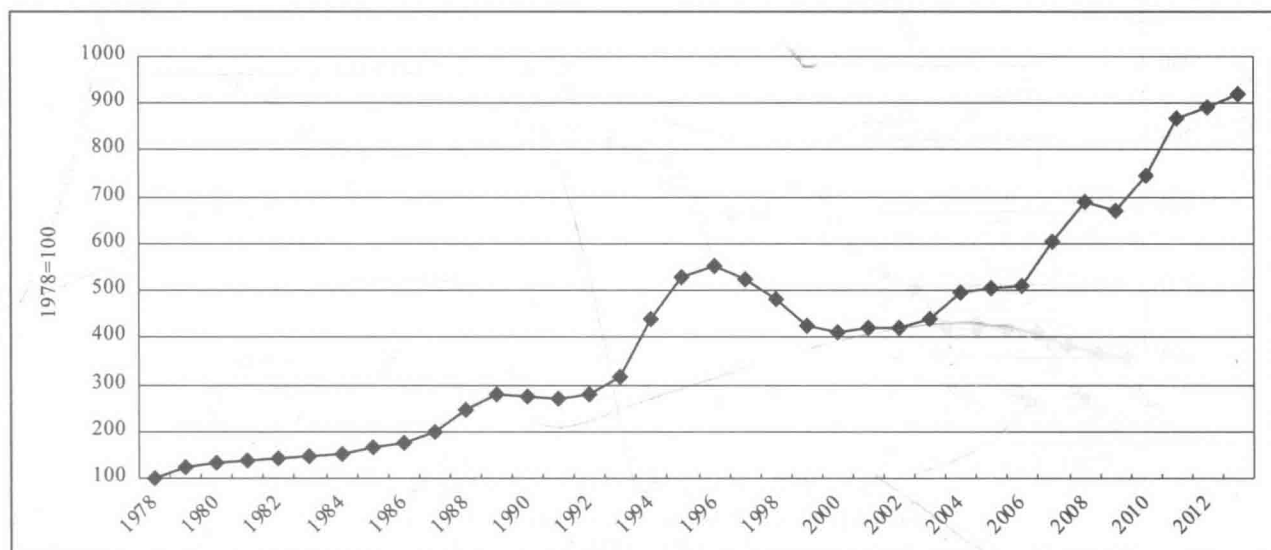


图 1 1978—2013 年农产品生产者价格总指数
Annual Overall Indices of Producer Prices of Agricultural Products
(1978—2013)



图 2 1978—2013 年种植业产品生产者价格指数
Annual Indices of Producer Prices of Crop Products
(1978—2013)

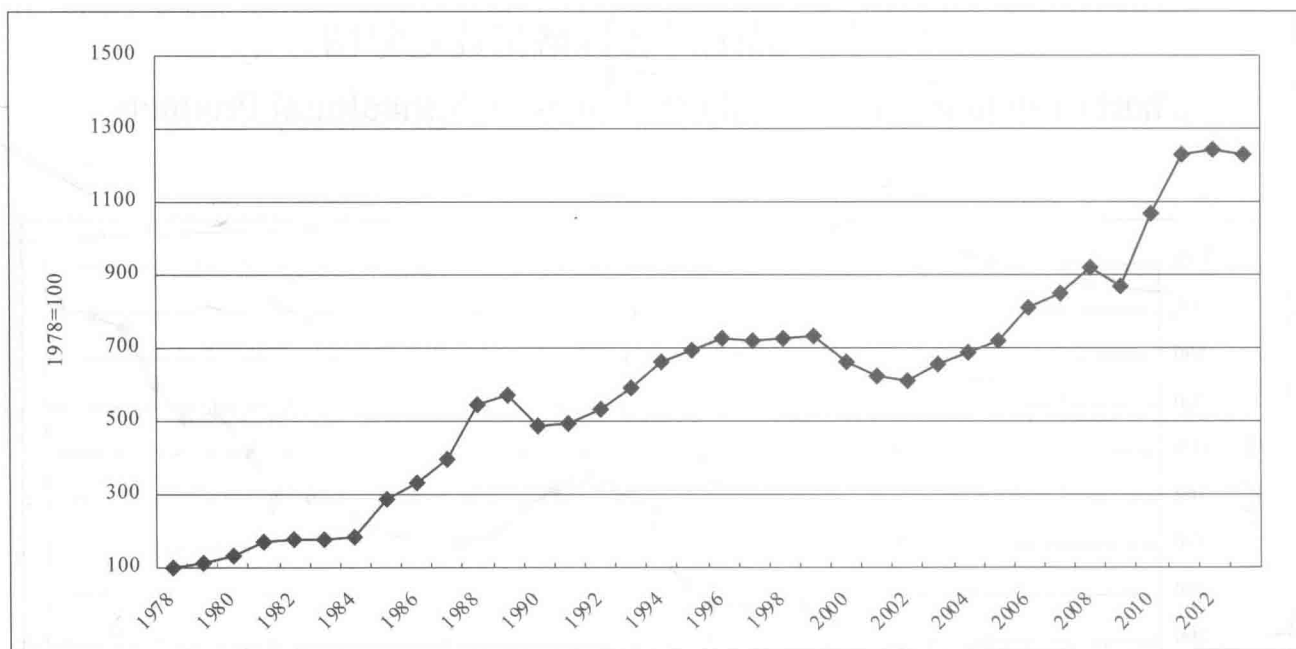


图3 1978—2013年林业产品生产者价格指数
Annual Indices of Producer Prices of Forestry Products
(1978—2013)

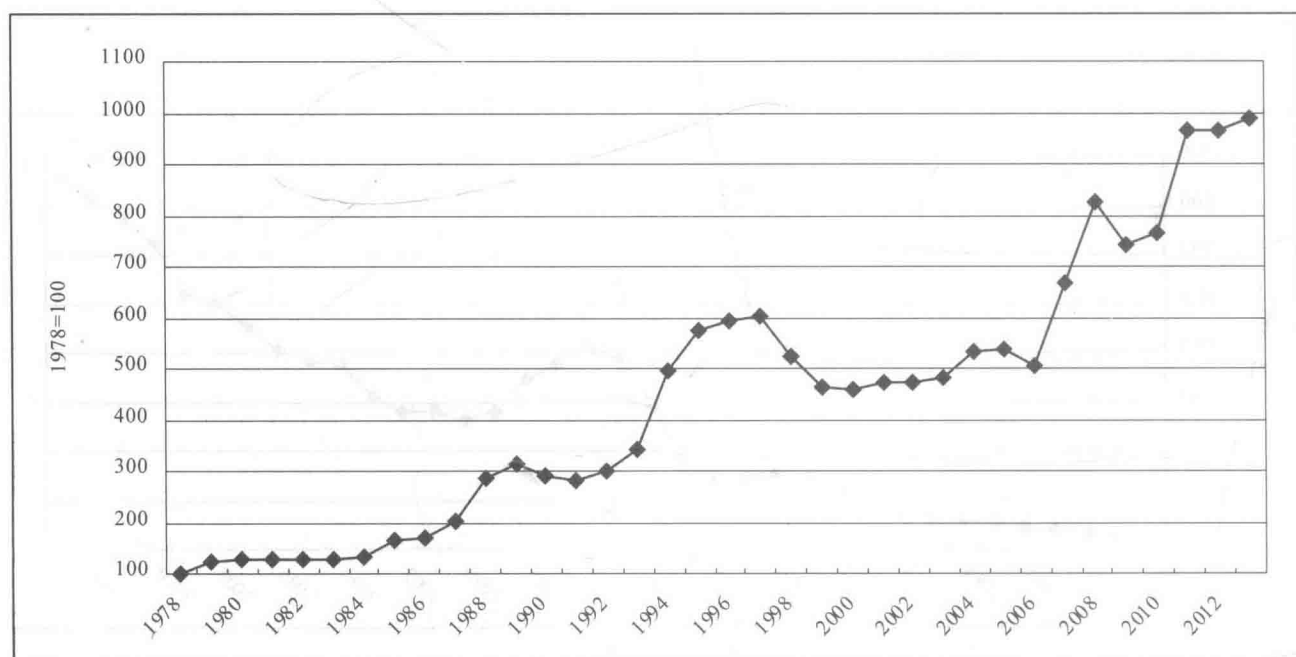


图4 1978—2013年畜牧业产品生产者价格指数
Annual Indices of Producer Prices of Livestock Products
(1978—2013)