

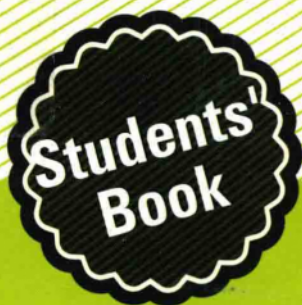
“杨浦区英语学科高地”系列丛书之一

高三英语 “以读促写” 课堂教学指南

主 编 唐晓滢

副主编 李 蓓 何幼平 张 英

(按姓氏笔画排列)



同济大学出版社
TONGJI UNIVERSITY PRESS

高三英语“以读促写”课堂教学指南

——“杨浦区英语学科高地”系列丛书之一

Students' Book

主 编 唐晓澧

副主编 (按姓氏笔画排列)

李 蓓 何幼平 张 英



同济大学出版社
TONGJI UNIVERSITY PRESS

内 容 提 要

《高三英语“以读促写”课堂教学指南》分为教师版和学生版,本书为学生用书,供学生进行阅读和写作的训练。书中的阅读篇章和高三的写作教学内容有着密切关联,涵盖高中阶段的主要写作体裁:记叙文、议论文、应用文、图表文和文学反思性写作。书中收集了阅读文章、写作题目和写作用稿等,既有利于教师在教学过程中对于有关联的作文题材或体裁进行指导,也便于学生积累写作资料。

图书在版编目(CIP)数据

高三英语“以读促写”课堂教学指南/唐晓滢主编. —上海:同济大学出版社,2014. 8

ISBN 978-7-5608-5551-6

I. ①高… II. ①唐… III. ①英语—写作—高中—教学参考资料 IV. ①G634.413

中国版本图书馆 CIP 数据核字(2014)第 131661 号

“杨浦区英语学科高地”系列丛书之一

高三英语“以读促写”课堂教学指南(Students' Book)

主 编 唐晓滢

责任编辑 赵 黎 责任校对 张德胜 封面设计 张 微

出版发行 同济大学出版社 www.tongjipress.com.cn
(地址:上海市四平路 1239 号 邮编:200092 电话:021-65985622)

经 销 全国各地新华书店
印 刷 大丰科星印刷有限责任公司

开 本 787mm×1 092mm 1/16

印 张 5.75

印 数 1—3 100

字 数 143 000

版 次 2014 年 7 月第 1 版 2014 年 7 月第 1 次印刷

书 号 ISBN 978-7-5608-5551-6

定 价 42.00 元(共二册)

本书若有印装质量问题,请向本社发行部调换 版权所有 侵权必究

目 录

第一章 记叙文

| | | |
|--------|--|---|
| Unit 1 | Express Your True Feelings | 1 |
| Unit 2 | Parallelism in Narrative Writing | 6 |

第二章 议论文

| | | |
|--------|---|----|
| Unit 3 | Metaphor | 11 |
| Unit 4 | Pros-and-Cons Writing | 15 |
| Unit 5 | Cause-and-Effect Writing | 22 |
| Unit 6 | “Where” to Find A Better “Coin”? | 30 |
| Unit 7 | Paragraph Writing in Argumentative Speech | 36 |

第三章 应用文

| | | |
|---------|---|----|
| Unit 8 | Write a Letter of Suggestion | 42 |
| Unit 9 | Advantages and Disadvantages Analysis in the Form of a Letter | 48 |
| Unit 10 | A Thank-You Letter | 57 |
| Unit 11 | Give a Graduation Speech | 65 |

第四章 图表文

| | | |
|---------|----------------------|----|
| Unit 12 | Table Analysis | 72 |
|---------|----------------------|----|

第五章 文学反思性写作

| | | |
|---------|--|----|
| Unit 13 | Write a Reflective Essay in Response to Literature | 77 |
|---------|--|----|

| | |
|----------|----|
| 附录 | 83 |
|----------|----|

第一章 记叙文

Unit 1 Express Your True Feelings

Reading Material

A. My first performance in front of an audience was coming up soon. I tried as hard as I could to remain calm, but my heart was racing. I stared down at my sweat-covered, shaking hands.

B. I looked up again at the audience, realizing that these were real people. They were not just my mum and dad, who would say, “Good job!” even if I messed up the entire piece.

C. What if I had the wrong music? What if I played the wrong notes?

D. As it turned out, I was never able to answer these questions because the spotlight (聚光灯) was waiting for me. I grasped my hands tightly together, drying off the sweat.

E. Slowly I walked to the mud-brown piano in the center of the room. It contained 88 keys, which were waiting impatiently to be played. I swallowed the lump (哽咽) in my throat and sat down. Slowly, I opened the music. Next, I rested my still shaking hands on the ivory (象牙色的) keys.

F. As my fingers played across the keys, I was becoming more unsure of my preparation for this moment. But the memory of my years of training came flooding back. I knew that I had practiced this piece so many times that I could play it backwards if requested.

G. Although at one point I accidentally played two keys instead of the intended one, I continued to move my fingers automatically.

H. There was no way that I was going to lose my concentration. To keep this to myself, I leaned forward and focused carefully on the music.

I. When I came to the end of the page, a warning went off inside my head: DON'T MAKE A MISTAKE WHEN YOU TURN THE PAGE!

J. Needless to say, I obeyed myself with all my heart and mind. And, proud of my “page-turning” feat (技艺), I finished the rest of the piece without making a single mistake.

K. After the final note died away, a celebration went into action inside my head. I had finished. I had mastered the impossible piece.

Worksheet

Divide the passage into three parts:

| | |
|------------------------|--------------------|
| | Text |
| Before the performance | Para _____ - _____ |
| During the performance | Para _____ - _____ |
| After the performance | Para _____ |

Brainstorming:

One day, Mr. Jin was announcing the results of the maths scores ...

| | actions | thoughts |
|--------------------------|---------|----------|
| Before I knew the result | | |
| When I heard the result | | |
| After I knew the result | | |

Write one paragraph:

One day, the teacher was announcing the results of the maths scores ...

Requirement:

Write one short paragraph by describing the actions and thoughts to express the true feelings in the scene.


| <i>Self-evaluation form</i> |
|--|
| 1. How many actions did I describe in the paragraph? |
| 2. Did I use the proper tense? |
| 3. Did I state my thoughts? |

This image shows a single sheet of white paper with horizontal ruling lines. The lines are evenly spaced and run across the width of the page. There are no margins, text, or other markings on the paper.

20

| | | | |
|-----|-----|------|-----|
| 内 容 | 语 言 | 组织结构 | 总 分 |
| | | | |

学生范文赏析



Useful Expressions:

Powerful Sentences:

Unit 2 Parallelism in Narrative Writing

Reading Material

Your Idea of a Good Friend

1) Friends of the right sort will help you more — to be happy and successful — than much money or great learning. Your idea of a good friend also changes as you grow up.

2) In kindergarten, your idea of a good friend was the person who let you have the red crayon when all that was left was the ugly black one.

3) In primary school, your idea of a good friend was the person who went to the bathroom with you and held your hand as you walked through the scary halls, shared his/her lunch with you when you forgot yours on the bus or saved a seat on the back of the bus for you.

4) In middle school, your idea of a good friend was the person who let you copy the social studies homework from the night before that you hadn't done, helped you stand up the class bully, and helped you pack up your stuffed animals and old baseball cards, but didn't laugh at you when you finished and broke out into tears.

5) In high school, your idea of a good friend was the person who changed his/her schedule so you would have someone to sit with at lunch, or gave you ride in their new car, convinced your parents that you shouldn't be grounded.

6) At graduation, your idea of a good friend was the person who helped you pick out a university, assured you that you would get into that university, helped you deal with your parents who were having a hard time adjusting to the idea of letting you go, or crying on the inside but managed the biggest smile one could give as they congratulated you; sent you off to college knowing you were loved.

7) Now, your idea of a good friend is still the person who gives you the better of the two choices, holds your hand when you're scared, helps you clear up your mistakes, helps you fight off those who try to take advantage of you, thinks of you at times when you are not there, reminds you of what you left in the past behind you but understands when you need to hold on to it a little longer, goes out of their way to make time for you, helps you deal with pressure from others, makes you smile when you are sad, helps you become a better person.

8) Circumstances and people are constantly changing, while a good friend lasts forever. Whatever happens, a good friend follows and supports you, and most importantly, loves you!

Enjoy the article

Structure:

Content:

Language:


Group work: My idea of responsibility

This image shows a single sheet of white paper with horizontal blue or grey ruling lines. The lines are evenly spaced and run across the width of the page. There are approximately 20 lines visible. The paper appears to be a standard notebook page or a sheet of stationery. There is no handwriting or other markings on the page.

20

| | | | |
|-----|-----|------|-----|
| 内 容 | 语 言 | 组织结构 | 总 分 |
| | | | |

学生范文赏析



Useful Expressions:

Powerful Sentences:

第二章 议论文

Unit 3 Metaphor

Reading Material

Have You Ever Thought About Volunteer Work?

Many people around the world choose to take time away from their jobs to do volunteer work. Read this leaflet on volunteer work and why it might be a good choice for you in the future.

Have you ever thought about volunteer work? Have you ever participated in some? Why would you want to devote your precious time to a job that does not pay you anything?

Perhaps to say that “volunteer work does not pay” is not completely true. Although it does not compensate financially, volunteer work is actually a two-way street. Volunteer work should always benefit people who need help, but others often forget how much it benefits the volunteers themselves.

By volunteering, you have the opportunity to develop skills and gain experience that may be useful later in a paying job. It also helps you test and develop your own personality, because you are doing the work out of passion and desire rather than simply to get material rewards. Through this kind of work, you are telling yourself that you are not only interested in your own future, but also in the world as a whole.

Volunteer work gives you confidence and a sense of self. You can see how you do and feel in certain risk-free situations, and thus better figure out the kind of things or jobs that really interest you. And of course, there is always the opportunity to make new friends with people of all ages and backgrounds.

Perhaps it is more appropriate to say that “volunteer work is a school”. You pay for a time to learn. Volunteer work is also a memory — you will only realize its true value later in life, when you look back with feelings of internal joy and satisfaction.

Writing:

Directions: Write an English composition in 150 words to describe the true meaning of happiness in your eyes. (Please use metaphors.)

This image shows a blank sheet of white paper with horizontal ruling lines. The lines are evenly spaced and extend across the width of the page. On the right side, there are four numerical labels: "5", "10", "15", and "20", positioned next to specific ruling lines. The rest of the page is empty, providing space for writing or drawing.

| | | | |
|-----|-----|------|-----|
| 内 容 | 语 言 | 组织结构 | 总 分 |
| | | | |

学生范文赏析

