


内蒙古自治区统计局·编  
Compiled by Inner Mongolia Autonomous Region Bureau of Statistics

# 内蒙古统计年鉴

*INNER MONGOLIA*

STATISTICAL YEARBOOK

2003



中国统计出版社  
China Statistics Press






B0000434

# 2003 内蒙古统计年鉴

(总第 16 期 No.16)



**INNER MONGOLIA STATISTICAL YEARBOOK**

内蒙古自治区统计局·编

Compiled by Inner Mongolia Autonomous Region Bureau of Statistics



中国统计出版社  
China Statistics Press



(京)新登字 041 号

图书在版编目(CIP)数据

内蒙古统计年鉴. 2003/内蒙古自治区统计局编.

—北京:中国统计出版社,2003. 5

ISBN 7-5037-4068-X

I.内…

II.内…

III.统计资料—内蒙古—2003—年鉴

IV.C832.26-54

中国版本图书馆 CIP 数据核字(2003)第 037944 号

内蒙古统计年鉴—2003

---

作 者/内蒙古自治区统计局

责任编辑/蔡启新

E-mail / yearbook@stats.gov.cn

责任校对/史孝贞

封面设计/史润林 张 晶

出版发行/中国统计出版社

通信地址/北京市西城区三里河月坛南街 75 号 中国统计出版社

邮 编/100826

电 话/(010)63262295

印 刷/内蒙古统计局机关印刷厂

经 销/新华书店

开 本/890×1240 毫米 1/16

字 数/180 万字

印 张/54.25

印 数/1—1500 册

版 别/2003 年 7 月第 1 版

版 次/2003 年 7 月第 1 次印刷

书 号/ISBN 7-5037-4068-X/F·1584

定 价/260.00 元

---

中国统计版图书,版权所有,侵权必究。

中国统计版图书,如有印装错误,本社发行部负责调换。

# 《内蒙古统计年鉴》编辑委员会

主 编 李 斌  
副主编 郝占奎 胡敏谦 巴根那 周耀亭  
郑世成 汪海涛 祁传信  
编 委 (以姓氏笔画为序)  
王鹏飞 王建强 史润林 李松林 李 力  
李万才 陈 华 张丽珉 范志生 郭永在  
赵世杰 施芒华 夏荣华 夏桂芹

编辑部主任 史润林  
编辑部副主任 史孝贞  
责任编辑 蔡启新 史孝贞 崔京英  
编辑人员 (以姓氏笔画为序)  
于 文 包利军 白斯日古楞 张 晶  
郭 松 梁卫国 崔京英  
英文校订 李 力  
英文翻译 李 力 崔京英 郭 松 梁卫国  
装帧设计 史润林 张 晶

## Editorial Board and Staff

**Editor-in-chief:** Li Bin

**Associate Editors-in-chief:** Hao Zhankui, Hu Minqian, Ba Genna, Zhou Yaoting,  
Zheng Shicheng, Wang Haitao, Qi Chuanxin

**Editorial Board:** (in order of strokes of Chinese surname)

Wang Pengfei, Wang Jianqiang, Shi Runlin, Li Songlin, Li Li,  
Li Wancai, Chen Hua, Zhang Limin, Fan Zhisheng, Guo Yongzai,  
Zhao Shijie, Shi Manghua, Xia Ronghua, Xia Guiqin

**Director of Editorial Department:** Shi Runlin

**Deputy Directors of Editorial Department:** Shi Xiaozhen

**Coordinators:** Cai Qixin, Shi Xiaozhen, Cui Jingying

**Editorial Staff:** (in order of strokes of Chinese surname)

Yu Wen, Bao Lijun, Bai Siriguleng, Zhang Jing,  
Guo Song, Liang Weiguo, Cui Jingying

**English Proofreader:** Li Li

**English Translators:** Li Li, Cui Jingying, Guo Song, Liang Weiguo

**Lagout:** Shi Runlin, Zhang Jing



## 编辑说明

一、《内蒙古统计年鉴》是一部按年度连续出版的大型统计资料书。本《年鉴》通过大量的统计数据,全面反映了2002年内蒙古社会、经济和科技发展变化情况,是国内外各界人士了解内蒙古、认识内蒙古的重要资料工具书。

二、《内蒙古统计年鉴—2003》以不断适应形势发展和满足各方面读者的需要,在内容上增加了城市发展、利用外资、旅游、社会保障、上市公司和西部地区经济社会主要指标对比等方面的资料。为了便于读者查阅,每个细目编排了主要统计指标解释。

三、年鉴全书分为两部分。第一部分为特载,载入了自治区党政部门重要文件和2002年国民经济和社会发展统计公报。第二部分为统计资料,分为25个细目。即,1.行政区划和自然资源;2.综合;3.国民经济核算;4.人口;5.从业人员和职工工资;6.固定资产投资;7.能源生产和消费;8.财政;9.物价指数;10.人民生活;11.城市概况;12.农业;13.工业;14.建筑业;15.运输和邮电;16.国内贸易;17.对外经济贸易;18.旅游;19.金融和保险;20.教育、科技和文化;21.体育、卫生、社会福利、环境保护和其他;22.盟市资料;23.旗县区资料;24.企业资料;25.附录。

四、本年鉴的统计数据大部分来自政府统计部门和业务部门年度统计报表,一部分来自抽样调查。

五、本年鉴对以前发表的统计数据重新进行了核实,相应地调整了部分数据。读者在使用历史数据时,如数据有出入,请以本年鉴为准。

六、资料中所使用的数量单位均采用国际统一标准计量单位。

七、本年鉴部分数据合计数或相对数由于单位取舍不同而产生的计算误差均未作机械调整。

八、本年鉴各表式中,有关对全表的注解均在该表上方,对表中部分指标的注解则在该表下方。

九、本年鉴表中的符号使用说明:“…”表示数据不足本表最小单位数;“空格”表示该项统计指标数据不详或无该项数据;“#”表示其中的主要项;“\*”表示表中某项数据为增、减百分点(千分点)。



## Preface

I. Inner Mongolia Statistical Year book is a regular large-scale statistical reference book published yearly. With a vast amount of statistical data, the yearbook reflects various aspects of Inner Mongolia's socio-economic, science and technology development. It is really an important and efficient reference book for people of various circles in and outside China to know and understand Inner Mongolia.

II. To support the opening to outside of Inner Mongolia and meet the foreigners' needs for the business and investment in Inner Mongolia, The content of Inner Mongolia Statistical Yearbook 2003 is enriched by additions on the statistics for development of cities, utilization of foreign capital, tourism, social security, listed stock enterprises and Comparison of main economic and social Indicators of Western of China. For the convenience of consulting, explanatory of main indicators are added to every chapter.

III. The yearbook has two parts: Special articles and Statistics. The first part consists of important documents of the Party and the government and Statistical Bulletin of the National Economic and Social Development in Inner Mongolia for 2002. The second part consists of all the 25 chapters as follow, 1.Division of Administrative Areas and Natural Resources; 2.General Survey; 3.National Accounts; 4.Population; 5.Employment and Wages; 6.Investment in Fixed Assets; 7. Production and Consumption of Energy; 8.Government Finance; 9.Prices Indices; 10.People's Livelihood; 11.General Survey of Cities; 12.Agriculture; 13.Industry; 14.Construction; 15.Transport, Postal and Tele-communications Services; 16.Domestic Trade; 17.Foreign Trade and Economic Cooperation; 18.Tourism; 19.Banking and Insurance; 20.Education, Science and Culture; 21.Sports, Public Health, Social Welfare, Environmental Protection and Other; 22.Information of Leagues and Cities; 23.Information of Banners and Counties(Districts and Cities); 24.Information of Enterprises; 25.Appendix.

IV. Most of the data in this yearbook sources are from annual statistical reports of government agencies, a small part sources from sample survey.

V. Some of the published data are changed in this yearbook according to our checking, therefore, data in this yearbook are reliable whenever you find different data in other publications.

VI. The units of measurement used in this yearbook are internationally standard measurement units.

VII. Statistical discrepancies due to rounding are not adjusted in this yearbook.

VIII. The notes concerning the whole table are placed at the upper part of table, while the notes concerning individual indicators are placed at the lower part.


IX. Notations used in this yearbook: "..." indicates that the figure is not large enough to be measured with the smallest unit in the table, "blank space" indicates that data not available, "#" indicates the major items of the total, "\*" indicates the percentage points(points of per thousand).





# 西部璀璨明珠——包

## A Bright Pearl in the West —— Baotou National



包头稀土高新技术产业开发 1992 年被国务院批准为国家级高新区,是全国 53 个国家级高新区中唯一冠有专业名称的高新区,也是内蒙古自治区唯一的国家级高新区。建有稀土企业孵化器、软件园和留学人员创业园等各类专业孵化器,还有正在建设的希望工业园区、创业园区、大学科技园和稀土科技园等。稀土高新区规划面积 15.53 平方公里,注册企业 1000 多家。



近年来,稀土高新区经济发展迅猛,主要经济指标一直保持 30% 以上的增长速度。到 2002 年底,工业总产值达到 65.1 亿元,技工贸总收入达到 72.1 亿元,工业增加值达到 21.8 亿元,实现利税 7.8 亿元,完成出口创汇 1.2 亿美元,实现财政收入 3.1 亿元。据国家科技部最新统计,稀土高新区综合创新能力指数和经济竞争能力指数分别列全国 53 个国家级高新区第 30 位和第 32 位。



稀土高新区基础设施完善,实现了道路、通讯、煤气、供水、供电、供暖、供气、排污等“八通一平”。同时建立健全了政策支持体系、资金支持体系、孵化创新体系和中介服务体系,2002 年先后通过了 ISO9000 质量管理和 ISO14000 环境管理国际认证,优质、高效、与国际惯例接轨的全方位服务,为区内企业创造了良好的发展环境。

2000 年以来,稀土高新区引进项目总投资每年翻番增长,东方希望、宁波韵升、宁波富达、安徽华泰、山东药玻和美国欧文尼科、法国罗地亚、英国久益、日本三德、日本昭和等一大批国内外大企业先后进区建设发展。



稀土高新区稀土产业特色鲜明,国内外稀土及稀土新材料企业正在向稀土高新区聚合。稀土永磁电机、稀土永磁纳米晶磁粉、稀土改性 MC 尼龙、特种稀土铜基合金、稀土贮氢合金粉等一批国家重大稀土应用产业化示范项目正在实施,逐步形成了六条稀土产业链。

与我们同行,离成功更近!



# 包头稀土高新技术产业开发区

## Rare Earth Hi-tech Industrial Development Zone

Baotou National Rare Earth Hi-tech Industrial Development Zone (BREZ) was approved as the only national-level hi-tech zone in Inner Mongolia Autonomous Region in 1992, and among the 53 state hi-tech zones nationwide, is the only one with a focus on rare earth. There are some kinds of professional incubation centers, such as the Incubator for RE Enterprises, the Software Park, and the Promotion Park for Returned Overseas Students, have been established in the zone. In addition, some parks are still being under construction, including the Hope Industrial Park, the Science Promotion Center, the Science and Technological Park for University, and the Rare Earth Science and Technology Park, etc. The zone covers an area of 15.53 square kilometers and there are more than 1000 registered enterprises.

The BREZ has experienced a significant growth during the past recent years, and the main economic targets have maintained an increase of 30%. By the end of 2002, the total industrial output value was 6.51 billion yuan, the gross income of technology, industry and trade amounted 7.21 billion yuan, the industry added value reached 2.18 billion yuan, the profits tax was 780 million yuan, the value of earning foreign exchange through export totaled 120 million dollar, and the gross revenue reached 310 million yuan. In light of the latest statistic from the Ministry of Science and Technology of China, the targets of comprehensive capability to blaze new trails and economic competitive power of BREZ has ranked the 30th and 32th respectively among the 53 national hi-tech zones.

The BREZ has been built up with complete infrastructure facilities, water, electricity, gas, steam and sewage disposal lines are supplied to all areas of the zone, and roade and communication lines cover the entire area. Meanwhile, the zone has created a series of Policy and Funds Support System, Incubation and Promotion System, and Service System to support enterprise development. In order to provide an all-round service and ensure a better investment environment, the BREZ has passed the ISO9000 Quality Management System, and the ISO14000 Environmental Management System Authentication in the year of 2002.

Since 2000, the total investment of the zone has been increased by times. the recent additions to our zone include: East Hope Group Co.Ltd., Ning Bo Yun Sheng Co.Ltd., Ning BO Fu Da Co.Ltd., An Hui Hua Tai Co.Ltd., and Shan Dong Yao Bo Co.Ltd., ECD/OBC Company of the United States, WKC Company of the United States, Rhone-poulenc Rorer of France, and Showa Denko of Japan, etc.

BREZ has made the RE industry with distinct features, and more and more enterprises from home and abroad with regard to RE and the RE new materials are gradually gathering to the zone. A lot of state major projects for purpose of RE application and industrialization, such as RE Alloy Magnetic Powder, RE permanent magnetic motor, RE Modified MC Nylon, RE Hydrogen-store Alloy Powder and etc, have been implemented in the zone, and the six RE industrial chains are being formed.

With us, you will be close to success.



全区经济形势新闻发布会

内蒙古政府新闻办

## 与时俱进 求实创新 努力开创全区统计工作新局面



2002年,在自治区党委、政府和国家统计局的领导下,内蒙古自治区统计局认真贯彻“三个代表”重要思想,锐意改革,求实创新,开拓进取,扎实工作,以提高统计数据质量为中心,以提高统计分析研究和服务水平为重点,大力推进统计改革和建设,圆满地完成了各项工作任务。在2002年度国家统计局的专业评比中,工业、交通、能源、投资等4个专业获特等奖,贸易外经、建筑业等2个专业获一等奖,综合、人口和社会科技统计获先进集体,内蒙古统计局被自治区党委评为2002年度全区党委系统信息调研先进集体。全年内蒙古统计局有9篇统计分析报告被自治区党政领导批示,批示篇目之多,是自治区统计局历史上从未有过的。统计法制建设进一步加强,全区共组织“四五”统计普法培训班129期,有6700多人参加了培训学习。普查工作和统计信息化建设取得阶段性成果,基层统计基础工作继续得到加强。

2003年全区统计工作的主要思路是认真贯彻落实党的十六大精神和全国统计局长会议精神,以“三个代表”重要思想统领全区统计改革和建设,适应时代发展要求,努力提高统计数据质量和全面提升统计服务水平,不断开创统计工作新局面。全区统计工作的主要任务:

- 一是牢固树立质量意识,着力提高数据质量;
- 二是适应新形势发展的需要,加大统计制度方法改革的力度;
- 三是努力打造精品,进一步提高统计服务水平;
- 四是统计信息化建设要迈出坚实的一步;
- 五是大力加强统计法制建设,不断加大统计执法力度;
- 六是加大学习培训力度,提高统计队伍的整体素质;
- 七是全面完成第二次第三产业普查和投入产业调查工作;
- 八是努力做好统计新闻出版、教育科研和各项服务保障工作。

全区统计工作会议

主办: 内蒙古自治区统计局



# 目 录

## CONTENTS

### 第一部分 特载

#### PART ONE SPECIAL ARTICLES

在自治区党委七届三次全委会议上的讲话.....	3
Report by Comrade Chu Bo on the Third Plenary Session of the Seventh Regional Committee of the Communist Party of China	
政府工作报告.....	9
Report on the Work of the Government	
关于内蒙古自治区 2002 年国民经济和社会发展规划执行情况与 2003 年国民经济 和社会发展规划草案的报告 .....	16
Report on the National Economic and Social Development for 2002 and the Draft Plan for 2003 in Inner Mongolia	
关于 2002 年预算执行情况和 2003 年预算(草案)的报告 .....	21
Report on the Implementation of Budgets for 2002 and Draft Budgets for 2003 in Inner Mongolia	
内蒙古自治区 2002 年国民经济和社会发展规划统计公报.....	27
Statistical Bulletin of the National Economic and Social Development in Inner Mongolia for 2002	

### 第二部分 统计资料

#### PART TWO STATISTICS

#### 一、行政区划和自然资源

##### Divisions of Administrative Areas and Natural Resources

1—1 自然资源 .....	37
Natural Resources	
1—2 全区行政区划 .....	38
Divisions of Administrative Areas in Inner Mongolia	
1—3 边境、牧区、山老区旗县市 .....	40
Banners, Counties and Cities of Frontier, Pure Pastoral Area, Mountain Area and Old Liberated Area	
1—4 主要城市气温(2002 年).....	42
Monthly Average Temperature of Major Cities(2002)	
1—5 主要城市平均相对湿度(2002 年).....	42
Monthly Average Relative Humidity of Major Cities(2002)	
1—6 主要城市降水量(2002 年).....	43
Monthly Precipitation of Major Cities(2002)	
1—7 主要城市日照时数(2002 年).....	43
Monthly Sunshine Hours of Major Cities(2002)	



主要统计指标解释 .....	44
Explanatory Notes on Main Statistical Indicators	

## 二、综 合

### General Survey

2-1 平均每天主要社会经济活动 .....	51
Major Indicators of Average Daily Social and Economic Activities	
2-2 社会经济主要指标人均水平 .....	53
Major per Capita Indicators of Society and Economy	
2-3 国民经济和社会发展总量与速度 .....	54
Principal Aggregate Indicators on National Economic and Social Development and Their Related Indices and Growth Rates	
2-4 国民经济和社会发展结构 .....	62
Structural Indicators on National Economic and Social Development	
2-5 国民经济和社会发展比例和效益 .....	64
Indicators on Proportions and Efficiency in National Economic and Social Development	
主要统计指标解释 .....	67
Explanatory Notes on Main Statistical Indicators	

## 三、国民经济核算

### National Accounts

3-1 国内生产总值 .....	75
Gross Domestic Product	
3-2 国内生产总值构成 .....	77
Composition of Gross Domestic Product	
3-3 国内生产总值指数 .....	79
Indices of Gross Domestic Product	
3-4 国内生产总值指数 .....	81
Indices of Gross Domestic Product	
3-5 第三产业增加值 .....	83
Value-added of the Tertiary Industry	
3-6 第三产业增加值构成 .....	84
Composition of Value-added of the Tertiary Industry	
3-7 第三产业增加值指数 .....	85
Indices of Value-added of the Tertiary Industry	
3-8 支出法国内生产总值和结构 .....	86
Gross Domestic Product and Structure by Expenditure Approach	
3-9 工农业总产出及指数 .....	88
Gross Output of Industry and Agriculture & Related Indices	
3-10 居民消费水平 .....	90
Household Consumption	
主要统计指标解释 .....	92
Explanatory Notes on Main Statistical Indicators	

## 四、人口

### Population

4-1	历次全国人口普查内蒙古人口基本情况 .....	99
	Basic Statistics on All Region Population Census in 1953,1964,1982,1990 and 2000	
4-2	年末总人口数及构成 .....	100
	Population and Its Composition at the Year-end	
4-3	人口出生率、死亡率、自然增长率 .....	101
	Birth Rate,Death Rate and Natural Growth Rate	
4-4	年末总人口及人口变动 .....	102
	Population and Its Changes at the Year-end Compiled From the Sample Survey on Population Changes	
4-5	民族人口及构成 .....	103
	Population Nationality and Its Composition	
4-6	年末民族人口 .....	104
	Population by Nationality at the Year-end	
	主要统计指标解释 .....	105
	Explanatory Notes on Main Statistical Indicators	

## 五、从业人员和职工工资

### Employment and Wages

5-1	就业基本情况 .....	109
	Employment	
5-2	按三次产业划分的年末从业人员 .....	110
	Number of Employed Persons at the Year-end by Type of Industry	
5-3	分行业城镇单位年末女性从业人员(2002 年) .....	111
	Number of Female Employed in Urban Units at the Year-end by Sector(2002)	
5-4	按登记注册类型和城乡划分的年末从业人员 .....	112
	Number of Employed Persons at the Year—end by Status of Registration and Residence in Urban and Rural Areas	
5-5	分行业年末从业人员 .....	114
	Number of Employed Persons at the Year-end by Sector	
5-6	分行业城镇单位年末从业人员 .....	116
	Number of Employed Persons in Urban Units at the Year-end by Sector	
5-7	分行业年末职工(2002 年) .....	118
	Number of Staff and Workers at the Year-end by Sector (2002)	
5-8	年末分行业专业技术人员(2002 年) .....	120
	Number of Technical Personnel at the Year-end by Sector(2002)	
5-9	私营企业年末从业人员(2002 年) .....	122
	Number of Employed Persons in Private Enterprises at the Year-end(2002)	
5-10	个体年末从业人员(2002 年) .....	123
	Number of Self—employed Individuals at the Year-end (2002)	
5-11	城镇就业及失业人数 .....	124
	Employment and Unemployment in Urban Areas	
5-12	职工工资总额和指数 .....	125
	Total Wages of Staff and Workers and Related Index	



5-13	职工平均工资及指数 .....	126
	Average Wages of Staff and Workers and Related Index	
5-14	分行业职工平均工资(2002 年) .....	127
	Average Wage of Staff and Workers by Sector (2002)	
5-15	分行业职工平均工资 .....	128
	Average Wage of Staff and Workers by Sector	
5-16	国有单位年末从业人员和劳动报酬(2002 年) .....	130
	Employed Persons at the Year-end and Earnings in State-owned Units(2002)	
5-17	城镇集体单位年末从业人员和劳动报酬(2002 年) .....	132
	Employed Persons at the Year-end and Earnings in Urban Collective-Owned Units (2002)	
5-18	其他单位年末从业人员和劳动报酬(2002 年) .....	134
	Employed Persons at the Year-end and Earnings in Other Ownership Units(2002)	
	主要统计指标解释 .....	136
	Explanatory Notes on Main Statistical Indicators	

## 六、固定资产投资

### Investment in Fixed Assets

6-1	全社会固定资产投资 .....	141
	Total Investment in Fixed Assets	
6-2	全社会固定资产投资(按经济类型和产业分) .....	142
	Total Investment in Fixed Assets by Ownership and Industry	
6-3	全社会固定资产投资(按资金来源和构成分) .....	144
	Total Investment Fixed Assets by Source of Finance and Use of Fund	
6-4	基本建设和更新改造投资 .....	145
	Investment in Capital Construction and Innovation	
6-5	按经济类型分的全社会固定资产投资(2002 年) .....	146
	Total Investment in Fixed Assets by Ownership(2002)	
6-6	国有经济按各种分组的固定资产投资 .....	148
	Investment in Fixed Assets of State-owned Units	
6-7	按资金来源和隶属关系分的基本建设投资 .....	149
	Investment in Capital Construction by Source of Funds and Administrative Relationship	
6-8	按构成和建设性质分的基本建设投资 .....	149
	Investment in Capital Construction by Use and Type of Construction	
6-9	国民经济各行业按建设性质分的基本建设投资(2002 年) .....	150
	Investment in Capital Construction by Type of Construction and by Sector(2002)	
6-10	国民经济各行业基本建设投资和新增固定资产(2002 年) .....	153
	Investment in Capital Construction and Newly Increased Fixed Assets by Sector(2002)	
6-11	按项目规模分的基本建设投资及项目 .....	156
	Number of Capital Construction Projects by Project Size	
6-12	基本建设房屋建筑面积 .....	157
	Floor Space of Buildings Through Capital Construction	
6-13	基本建设新增主要生产能力(2002 年) .....	158
	Newly Increased Production Capacity Through Capital Construction(2002)	

6-14	按资金来源和隶属关系分的更新改造投资 .....	160
	Investment in Innovation by Source of Funds and Administrative Relationship	
6-15	按构成和建设性质分的更新改造投资 .....	160
	Investment in Innovation by Use of Funds and Type of Construction	
6-16	国民经济各行业按建设性质分的更新改造投资(2002 年) .....	161
	Investment in Innovation by Type of Construction and Sector(2002)	
6-17	国民经济各行业更新改造投资和新增固定资产(2002 年) .....	164
	Investment in Innovation and Newly Increased Fixed Assets by Sector(2002)	
6-18	更新改造施工、投产项目和新增固定资产 .....	167
	Number of Innovation Projects Under Construction and Put into Use and Newly Increased Fixed Assets	
6-19	按用途分的更新改造投资和房屋建筑面积 .....	168
	Investment in Innovation by Purpose and Floor Space of Buildings	
6-20	更新改造新增主要生产能力(2002 年) .....	169
	Newly Increased Production Capacity Through Innovation(2002)	
6-21	其他固定资产投资及城镇集体投资(2002 年) .....	170
	Other Investment in Fixed Assets and Investment of Urban Collective- owned Units(2002)	
6-22	国民经济各行业其他固定资产及城镇集体投资和新增固定资产(2002 年) .....	171
	Other Investment in Fixed Assets & Investment of Urban Collective-owned Units and Newly Increased Fixed Assets by Sector(2002)	
6-23	其他固定资产和城镇集体投资新增主要生产能力(2002 年) .....	174
	Newly Increased Production Capacity Through Other Investment in Fixed Assets and Investment of Urban Collective-owned Units(2002)	
6-24	城镇和工矿区个人建房 .....	175
	Building Construction by Individuals in Cities and Towns and in Industrial and Mining Areas	
6-25	农村个人固定资产投资和建房 .....	175
	Individual Investment in Fixed Assets and Building Construction in Rural Areas	
6-26	房地产开发情况 .....	176
	Main Indicators of Real Estate Development	
6-27	房地产开发企业(单位)的土地开发及其购置 .....	177
	Land Development and Purchase of Enterprises Real Estate Development	
6-28	房地产开发建设投资总规模及完成投资 .....	177
	General Scale of and Actually Completed Investment in Real Estate Development	
6-29	按用途分的房地产开发企业(单位)完成投资额 .....	177
	Actually Completed Investment of Enterprises for Real Estate Development by Use	
6-30	商品房屋销售情况 .....	178
	Selling of Commercial Houses	
6-31	房地产开发企业(单位)的资产负债 .....	178
	Asset and Liability Balance of Enterprises for Real Estate Development	
	主要统计指标解释 .....	179
	Explanatory Notes on Main Statistical Indicators	



## 七、能源生产和消费

### Production and Consumption of Energy

7-1	能源生产总量及构成 .....	189
	Total Production of Energy and Its Composition	
7-2	能源消费总量及构成 .....	189
	Total Consumption of Energy and Its Composition	
7-3	综合能源平衡表 .....	190
	Overall Energy Balance Sheet	
7-4	石油平衡表 .....	191
	Petroleum Balance Sheet	
7-5	煤炭平衡表 .....	192
	Coal Balance Sheet	
7-6	电力平衡表 .....	192
	Electricity Balance Sheet	
7-7	重点耗能工业企业分行业产值能耗(2002 年) .....	193
	Energy Consumption and Gross Output Value of Major Energy Consumption Enterprises by Industrial Branch(2002)	
7-8	分行业能源消费总量和主要能源品种消费量(2002 年) .....	194
	Consumption of Total Energy and Its Main Varieties by Sector(2002)	
7-9	能源生产弹性系数 .....	196
	Elasticity Ratio of Energy Production	
7-10	能源消费弹性系数 .....	196
	Elasticity Ratio of Energy Consumption	
	主要统计指标解释 .....	197
	Explanatory Notes on Main Statistical Indicators	

## 八、财政

### Government Finance

8-1	财政收支总额及增长速度 .....	203
	Total Government Revenue and Expenditures and Their Increase Rate	
8-2	财政收入占国内生产总值的比重 .....	205
	Government Revenue as Percentage to Gross Domestic Product	
8-3	财政分项收入 .....	206
	Government Revenue by Source	
8-4	地方财政支出及主要支出项目 .....	208
	Local Government Expenditures by Accounting	
8-5	各项税收收入 .....	212
	Government Tax Revenue	
	主要统计指标解释 .....	214
	Explanatory Notes on Main Statistical Indicators	

## 九、物价指数

### Price Indices

9-1	各种价格总指数 .....	221
	General Price Indices	

9—2	各种价格总指数 .....	222
	General Price Indices	
9—3	居民消费价格分类指数(2002 年) .....	223
	Consumer Price Indices by Category(2002)	
9—4	商品零售价格分类指数(2002 年) .....	227
	Retail Price Indices by Category of Commodities(2002)	
9—5	农产品收购价格分类指数 .....	228
	Purchasing Price Indices of Farm Products by Category of Commodities	
9—6	农业生产资料价格分类指数 .....	229
	Price Indices of Agricultural Means of Production by Category	
9—7	工业品出厂价格分类指数 .....	229
	Ex-factory Price Indices of Industrial Products	
9—8	主要工业原材料购进价格指数 .....	230
	Purchasing Price Index of Majority Industrial Raw Materials	
9—9	固定资产投资价格指数 .....	230
	Price Indices of Investment in Fixed Assets	
	主要统计指标解释 .....	231
	Explanatory Notes on Main Statistical Indicators	

## 十、人民生活

### People's Livelihood

10—1	人民物质文化生活情况 .....	235
	People's Material and Cultural Life	
10—2	城乡居民家庭人均收入及指数 .....	236
	Per Capita Annual Income of Urban and Rural Household and Related Index	
10—3	城镇居民家庭基本情况 .....	238
	Basic Conditions of Urban Households	
10—4	城镇居民家庭基本情况(2002 年) .....	240
	Basic Conditions of Urban Households(2002)	
10—5	城镇居民家庭平均每人全年消费性支出及构成(2002 年) .....	240
	Per Capita Annual Living Expenditure of Urban Households and its Composition(2002)	
10—6	按收入等级分的城镇居民家庭平均每人全年现金收入(2002 年) .....	242
	Per Capita Annual Cash Income of Urban Households by Level of Income(2002)	
10—7	城镇居民家庭平均每人全年购买的主要商品数量 .....	244
	Per Capita Annual Purchases of Major Commodities in Urban Households	
10—8	城镇居民家庭平均每百户耐用消费品年末拥有量 .....	245
	Number of Major Durable Consumer Goods Owned Per 100 Urban Households at the Year-end	
10—9	按收入等级分的城镇居民家庭平均每人全年购买商品数量(2002 年) .....	246
	Per Capita Annual Purchases of Major Commodities of Urban Households by Level of Income(2002)	
10—10	按收入等级分的城镇居民家庭平均每百户耐用消费品年末拥有量(2002 年) .....	247
	Number of Durable Consumer Goods Owned Per 100 Urban Households at the Year-end by Level of Income(2002)	



10—11	农村牧区居民家庭基本情况 .....	248
	Basic Conditions of Rural Households	
10—12	农民家庭基本情况 .....	249
	Basic Conditions of Households of Peasants	
10—13	牧民家庭基本情况 .....	250
	Basic Conditions of Households of Herdsmen	
10—14	农村牧区居民家庭平均每人总收入和纯收入 .....	251
	Per Capita Annual Gross and Net Income of Rural Households	
10—15	农民家庭平均每人总收入和纯收入 .....	252
	Per Capita Annual Gross and Net Income of Household of Peasants	
10—16	牧民家庭平均每人总收入和纯收入 .....	253
	Per Capita Annual Gross and Net Income of Household of Herdsmen	
10—17	农村牧区居民家庭平均每人生活消费支出 .....	254
	Per Capita Living Expenditure of Rural Households	
10—18	农民家庭平均每人生活消费支出 .....	255
	Per Capita Living Expenditure of Households of Peasants	
10—19	牧民家庭平均每人生活消费支出 .....	256
	Per Capita Living Expenditure of Households of Herdsmen	
10—20	农村牧区居民家庭平均每人主要消费品消费量 .....	257
	Per Capita Consumption of Major Consumer Goods in Rural Households	
10—21	农民家庭平均每人主要消费品消费量 .....	257
	Per Capita Consumption of Major Consumer Good in Households of Peasants	
10—22	牧民家庭平均每人主要消费品消费量 .....	258
	Per Capita Consumption of Major Consumer Goods in Households of Herdsmen	
10—23	农村牧区居民家庭平均每百户耐用消费品年末拥有量 .....	258
	Number of Durable Consumer Goods Owned Per 100 Rural Households at the Year-end	
10—24	农民家庭平均每百户耐用消费品年末拥有量 .....	259
	Number of Durable Consumer Goods Owned Per 100 Households of Peasants at the Year-end	
10—25	牧民家庭平均每百户耐用消费品年末拥有量 .....	259
	Number of Durable Consumer Goods Owned Per 100 Households of Herdsmen at the Year—end	
10—26	农牧民家庭房屋使用情况 .....	260
	Housing Conditions of Rural Households	
	主要统计指标解释 .....	261
	Explanatory Notes on Main Statistical Indicators	

## 十一、城市概况

### General Survey of Cities

11—1	城市社会经济指标(2002年).....	265
	Main Social and Economic Indicators of Cities(2002)	
11—2	城市主要经济指标(2002年).....	267
	Main Economic Indicators of Cities(2002)	