

识标志 学英语

A Pictorial introduction to American language and Culture



山西科学教育出版社

识标志 学英语

**A Pictorial Introduction to the
American Language and Culture**

乔寿宁 王正仁 刘云霞 编

山西科学教育出版社

识标志 学英语

乔寿宁 王正仁 刘云霞

山西科学教育出版社出版 (太原并州北路十一号)
山西省新华书店发行 山西美术印刷厂印刷

开本: 787×1092 1/16 印张: 12.5 字数: 42.5千字

1987年2月第1版 1987年2月太原第1次印刷

印数: 1--10000册

书号: 17370·17 定价: 3.25元

Introduction

As we all know, language is part of culture and learning a second language involves learning a second culture. One's communicative competence lies in learning not only the language but also the cultural information.

With this academic view in mind we've compiled this book to introduce to the English language learners in China the American language and culture by way of looking at American signs.

This book consists of 33 units with each including photographs, problem-solving, basic sentences, practical dialogues, new words and expressions, notes, and reading.

Photographs

Sequenced according to difficulty, 135 photographs have been selected from familiar, everyday contexts in America. They provide the learners not only with important vocabulary practice but also with the access to real American life.

Problem-solving

Pictures are followed by problem-solving exercises. They call for inference and careful reading and simulate real language problems that English learners may encounter. Solutions to the problems are offered at the bottom of the pages for students' reference.

Basic Sentences

For each unit we afford 15 basic sentences. They help students cope with signs which they may encounter once present on the American landscape. From the language point of view, the study of these sentences can consolidate their sentence patterns.

Practical Dialogues

Pictures can easily lead into conversation practice. Related to specific signs, several practical dialogues in each unit have been suggested. We hope these dialogues can stimulate the students' interest, bring forth more conversation topics and put what they have seen and read into speaking practice.

Notes

Although the teaching of grammar is not an objective of this book, where appropriate, we give the detailed notes to the expressions, structures, and usages from the basic sentences and practical dialogues. These suggested notes can serve as simple grammar lessons to the beginners. They are useful to the intermediate students also.

Readings

To facilitate the students' thorough understanding of American culture we end each unit with an article of monologue. Thirty-three in all, they present a fairly complete picture of American life in all respects. We hope the students can benefit a lot from reading them.

The book is designed for language/culture training courses for students and scholars going abroad. It can certainly be incorporated as a supplement to the reading or the conversation classes in the college English programs. To the ordinary English learners it will also be helpful.

We are indebted to many individuals who made the publication of this book possible. Among those persons is Dr Tsung Chin an American Chinese professor, who introduced to us the book "Looking at American Signs" from which we got the idea of compiling the book. We particularly appreciate the work done for us by the American expert Mr. Jack Rouzer who contributed many good ideas and valuable parts to the book. We also thank Prof. Gao Jian who went through our manuscript before we put it into print. It is our sincere hope that the readers can give us your criticisms and corrections in order to help us revise and perfect it in the future.

Qiao Shou-ning

CONTENTS

unit	Photos	Page No.	Lang	Page No.
1. Taxis	(1)	(61)	
2. Parking Meters	(2)	(64)	
3. Train Schedules	(3)	(68)	
4. Caution	(4)	(71)	
5. Doors	(6)	(75)	
6. Prohibiting Signs	(8)	(80)	
7. Road Signs	(10)	(83)	
8. Department Stores	(12)	(87)	
9. Where To Get What	(14)	(91)	
10. Amusement Parks	(16)	(95)	
11. Highway Signs	(18)	(99)	
12. Parks	(20)	(102)	
13. Renting a Boat	(21)	(106)	
14. Gas Station	(22)	(111)	
15. Mailboxes	(24)	(115)	
16. Stores	(26)	(119)	
17. Airport Signs	(28)	(123)	
18. Sales	(32)	(127)	
19. Parking	(34)	(131)	
20. Help Wanted	(36)	(134)	
21. Restaurant Hours	(38)	(139)	
22. Drugstores	(40)	(143)	
23. Fast Foods / Takeouts	(42)	(146)	
24. Movies	(44)	(151)	
25. Motels (.....)	(46)	(155)	
26. Apartments	(48)	(158)	
27. Flight Schedules	(50)	(163)	
28. More Department Stores	(51)	(167)	
29. Parking Lots	(52)	(171)	
30. Supermarkets	(54)	(175)	
31. Labels	(56)	(181)	
32. Menus	(58)	(185)	
33. Telephones	(59)	(188)	

Taxis

You only need to travel about one mile. How much will this taxi cost?



Answer \$1.80 (plus tip)

Parking Meters

1. It's Monday morning. You want to park for eight hours. How much money must you put in the meter?
2. You want to park for three hours on Sunday afternoon. How much must you pay?



Answers

1. 20¢ (Students may notice that there are three hours left on the meter. If they do, 15¢ would be a correct answer.)
2. nothing

Train Schedules

1. What time does the next train for New Brunswick leave?
2. What time is it now?
3. Where does the 11:43 train go?
4. Where should you go to catch the next train to Washington?



Answers

1. 11:10
2. 10:58
3. Boston
4. Track 14

Caution

What do these road signs warn you about?
Match the signs to the pictures.




A




B


1.




2.



5.



Answers	C-1
A-2	D-4
B-5	E-3




C



L



E

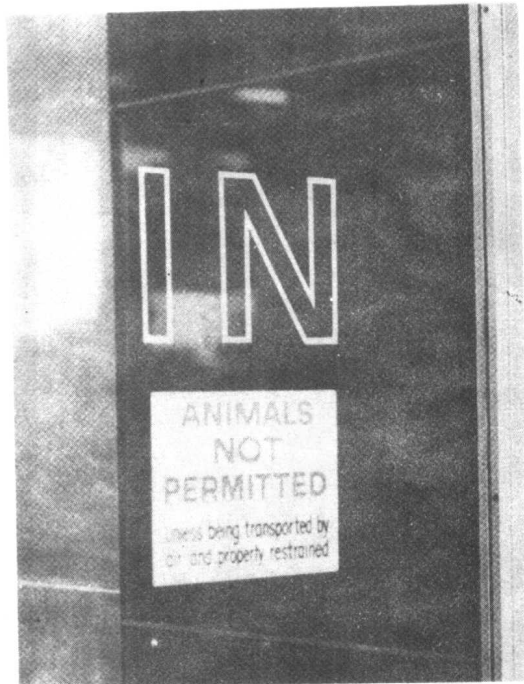


Doors

Which of these doors should you *not* open?



A




B



D

Answer


The doors in pictures A, C, D, E, and F should not be opened.



C



E



F

Prohibiting Signs


What do these signs tell you not to do?




A



C



D



Answers

- A. I shouldn't throw litter (garbage) on the ground here.
- B. I shouldn't swim, fish, or fish for crabs off the bridge.
- C. I shouldn't ice-skate on the river.
- D. I shouldn't smoke or bring my umbrella or packages into the galleries.
- E. I shouldn't bring a pet or a bicycle in or walk barefoot.
- F. I shouldn't drive my car past the sign.



B






E



F

Road Signs

1. Which sign should you follow if you need a doctor?
2. What should you do when you see sign D?
3. What should you do when you see sign E?




Answers

1. sign A
2. I should get my money ready/slow down/prepare to stop.
3. I should slow down/be as cautious as possible/prepare to stop if necessary.

8813259

8813259

8813259



C



E